



US00D958933S

(12) **United States Design Patent** (10) **Patent No.:** **US D958,933 S**  
**Du** (45) **Date of Patent:** **\*\* Jul. 26, 2022**

(54) **FILTER**  
(71) Applicant: **Tianjin Bright Sight Commerce Co., Ltd, Tianjin (CN)**  
(72) Inventor: **Zhigang Du, Tianjin (CN)**  
(73) Assignee: **Tianjin Bright Sight Commerce Co., Ltd, Tianjin (CN)**  
(\*\*) Term: **15 Years**  
(21) Appl. No.: **29/762,821**

D883,428 S \* 5/2020 Zou ..... D23/209  
D886,941 S \* 6/2020 Zou ..... D23/209  
D892,973 S \* 8/2020 Zou ..... D23/209  
D894,327 S \* 8/2020 Zou ..... D23/209  
D894,335 S \* 8/2020 Huaping ..... D23/209  
D911,487 S \* 2/2021 Qiang ..... D23/209  
D918,334 S \* 5/2021 Wei ..... D23/209  
D925,695 S \* 7/2021 Huang ..... D23/209  
2003/0019819 A1 \* 1/2003 Fritze ..... B01D 35/147  
210/435  
2005/0161394 A1 \* 7/2005 Fritze ..... B01D 27/08  
210/232  
2006/0261000 A1 \* 11/2006 Bassett ..... B01D 39/2079  
210/440

(22) Filed: **Dec. 18, 2020**  
(30) **Foreign Application Priority Data**  
Sep. 18, 2020 (CN) ..... 202030555686.7  
(51) **LOC (13) Cl.** ..... **23-01**  
(52) **U.S. Cl.**  
USPC ..... **D23/209**  
(58) **Field of Classification Search**  
USPC ..... D23/207, 209, 210, 355, 363, 365  
CPC .... B01D 27/00; B01D 29/00; B01D 29/0095;  
B01D 35/0276; B01D 35/30; B01D  
35/34; B01D 2201/29; B01D 2201/305;  
B01D 2221/02; C02F 1/003; C02F  
2307/10  
See application file for complete search history.

(Continued)

**OTHER PUBLICATIONS**

Frigidaire EPTWUFU01, Nov. 12, 2015, Amazon, site visited Feb. 7, 2022: <https://www.amazon.com/dp/B01BKWSHHE/> (Year: 2015).\*  
(Continued)

*Primary Examiner* — Jack Reickel  
*Assistant Examiner* — Bobby W Jones II  
(74) *Attorney, Agent, or Firm* — Yanling Jiang

(57) **CLAIM**


The ornamental design for a filter, as shown and described.

**DESCRIPTION**

FIG. 1 is a top right perspective view of a filter, showing my new design;  
FIG. 2 is a front elevation view thereof;  
FIG. 3 is a rear elevation view thereof;  
FIG. 4 is an enlarged top plan view thereof;  
FIG. 5 is an enlarged bottom plan view thereof;  
FIG. 6 is a left side view thereof; and,  
FIG. 7 is a right side view thereof.  
The broken lines depict portions of the filter which form no part of the claimed design.

(56) **References Cited**  
**U.S. PATENT DOCUMENTS**  
8,246,883 B2 \* 8/2012 Bassett ..... B01D 39/2079  
210/446  
9,067,154 B1 \* 6/2015 Branscomb ..... B01D 35/306  
D752,707 S \* 3/2016 Huda ..... D23/209  
D762,812 S \* 8/2016 Branscomb ..... D23/209  
9,901,854 B1 \* 2/2018 Baird ..... B01D 35/143  
D857,840 S \* 8/2019 Lu ..... D23/209  
D883,427 S \* 5/2020 Zou ..... D23/209

**1 Claim, 7 Drawing Sheets**



(56)

**References Cited**

U.S. PATENT DOCUMENTS

2014/0144172 A1\* 5/2014 Shaffer ..... B01D 35/1573  
210/136  
2014/0144824 A1\* 5/2014 Shaffer ..... B01D 35/306  
210/232  
2017/0119204 A1\* 5/2017 Powell ..... C02F 1/003  
2021/0379513 A1\* 12/2021 Schneidewend ..... B01D 35/306

OTHER PUBLICATIONS

Waterdrop DA29-00020B, Dec. 28, 2017, Amazon, site visited Feb. 7, 2022: <https://www.amazon.com/dp/B01CA34OU6/> (Year: 2017).\*  
Aqua Fresh GE MSWF Water Filter, Jan. 11, 2019, Amazon, site visited Feb. 7, 2022: <https://www.amazon.com/dp/B089544CFY/> (Year: 2019).\*

\* cited by examiner




FIG. 1




FIG. 2




FIG. 3

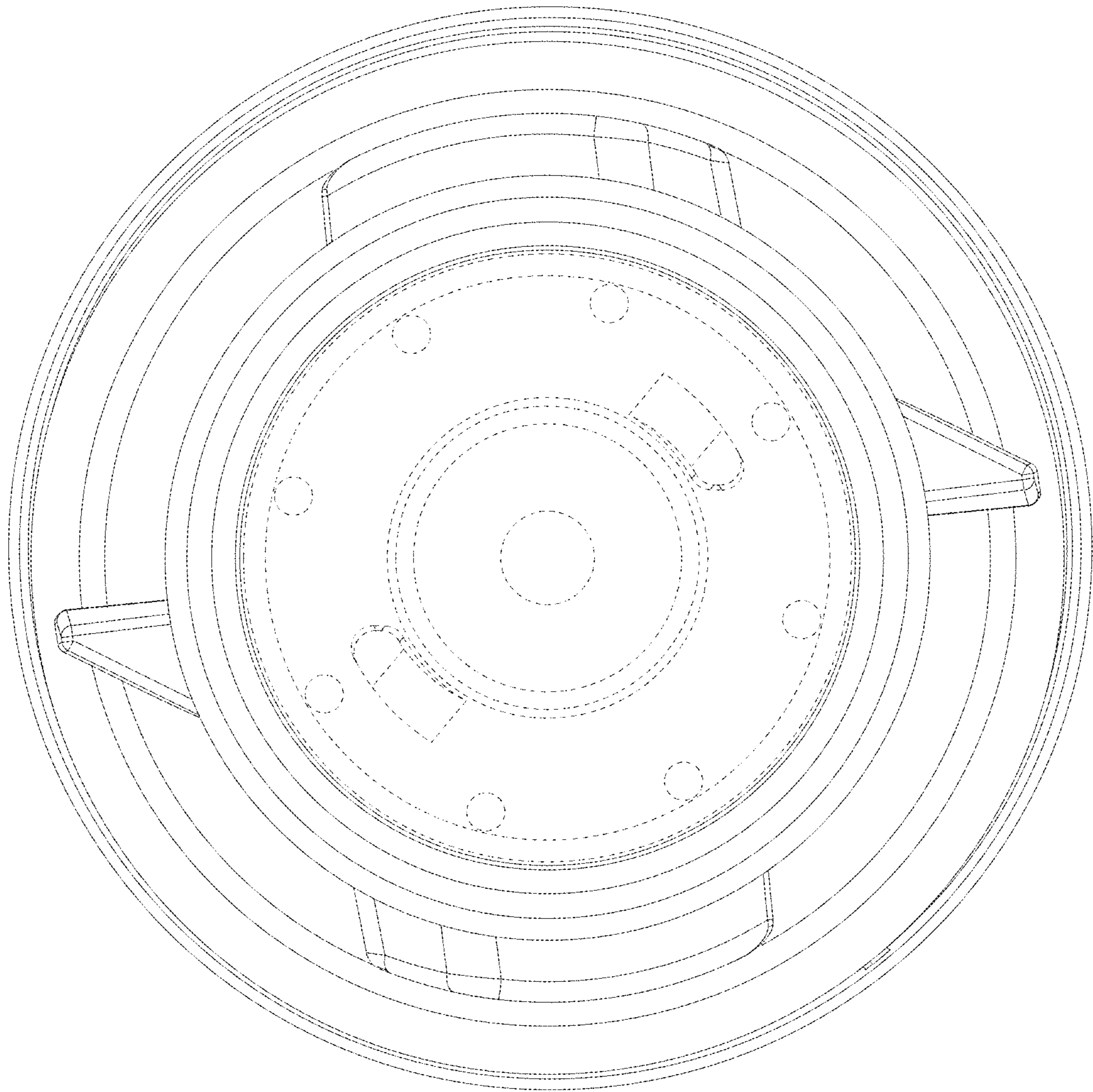


FIG. 4

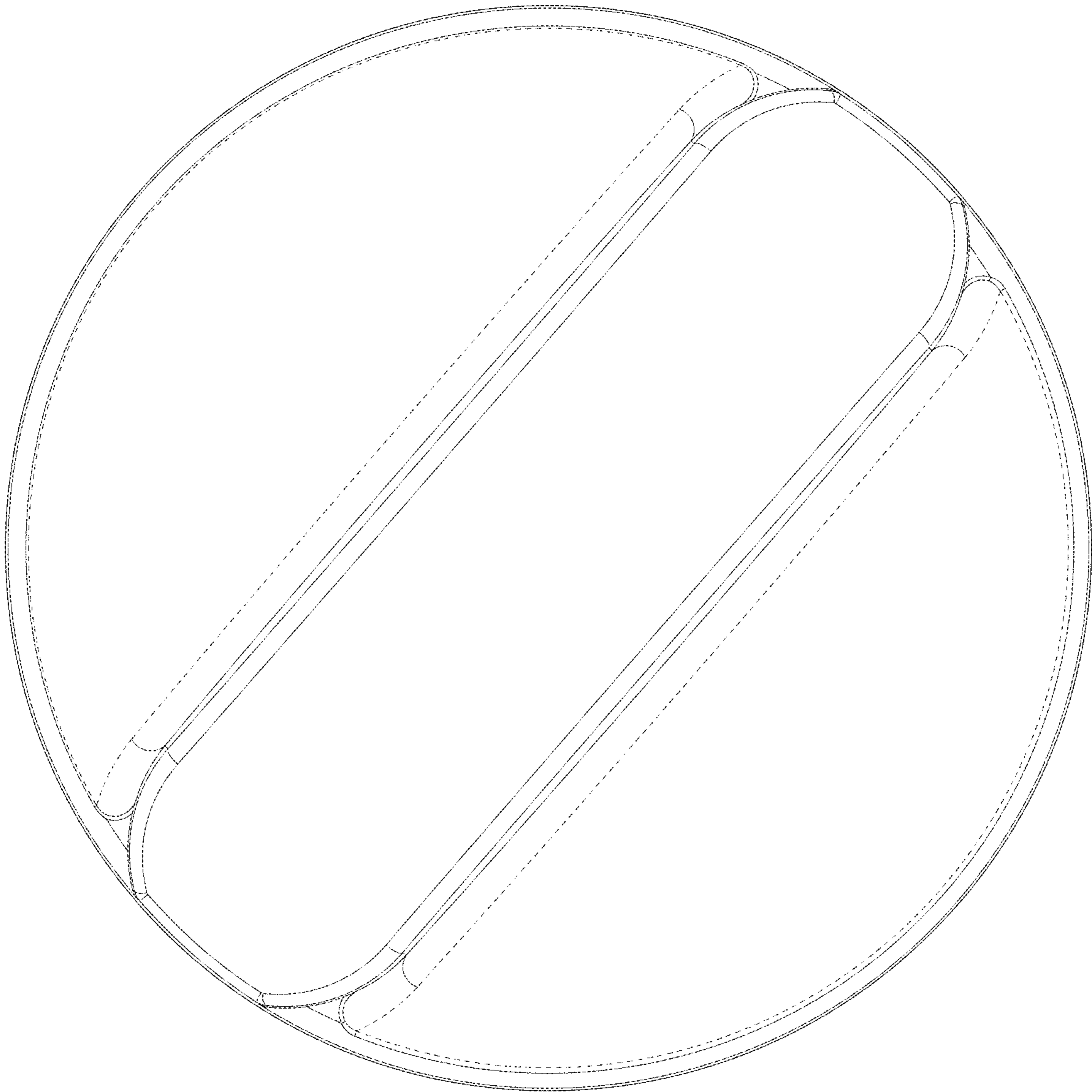


FIG. 5




FIG. 6






FIG. 7