



US00D958922S

(12) **United States Design Patent**
Plante

(10) **Patent No.:** **US D958,922 S**

(45) **Date of Patent:** **** Jul. 26, 2022**

(54) **SIX PERSON FLOATATION RAFT**

(71) Applicant: **Indian Industries, Inc.**, Evansville, IN
(US)

(72) Inventor: **Thomas M. Plante**, Woodbury, MN
(US)

(73) Assignee: **Indian Industries, Inc.**, Evansville, IN
(US)

(**) Term: **15 Years**

(21) Appl. No.: **29/747,643**

(22) Filed: **Aug. 24, 2020**

(51) **LOC (13) Cl.** **21-02**

(52) **U.S. Cl.**
USPC **D21/801**

(58) **Field of Classification Search**
USPC D21/801, 803, 808, 809; D6/595, 596,
D6/597, 598, 601
CPC B63B 32/20; B63B 32/22; B63B 32/51;
B63B 32/54; B63B 35/58; B63B 35/607;
B63B 35/613; B63B 35/62
See application file for complete search history.

(56) **References Cited**

U.S. PATENT DOCUMENTS

D315,592 S	*	3/1991	Tager	D21/803
D340,495 S	*	10/1993	Mitch	D21/803
D393,038 S	*	3/1998	Peterson	D21/803
D393,680 S	*	4/1998	Peterson	D21/809
D476,712 S	*	7/2003	Peterson	D21/803
D725,209 S	*	3/2015	Wampold	D21/803

D813,997 S	*	3/2018	McGuire	D23/296
D846,678 S	*	4/2019	Arias	D21/803
D864,330 S	*	10/2019	Dufault	D21/803
D897,473 S	*	9/2020	de Grasse	D21/803
D913,398 S	*	3/2021	Joseph	D21/803

* cited by examiner

Primary Examiner — Zenia I Bennett

(74) *Attorney, Agent, or Firm* — Woodard, Emhardt,
Henry, Reeves & Wagner, LLP

(57) **CLAIM**

I claim the ornamental design for six person floatation raft,
as shown.

DESCRIPTION

FIG. 1 is a top perspective view of a six person floatation
raft.

FIG. 2 is a top plan view of the six person floatation raft
depicted in FIG. 1.

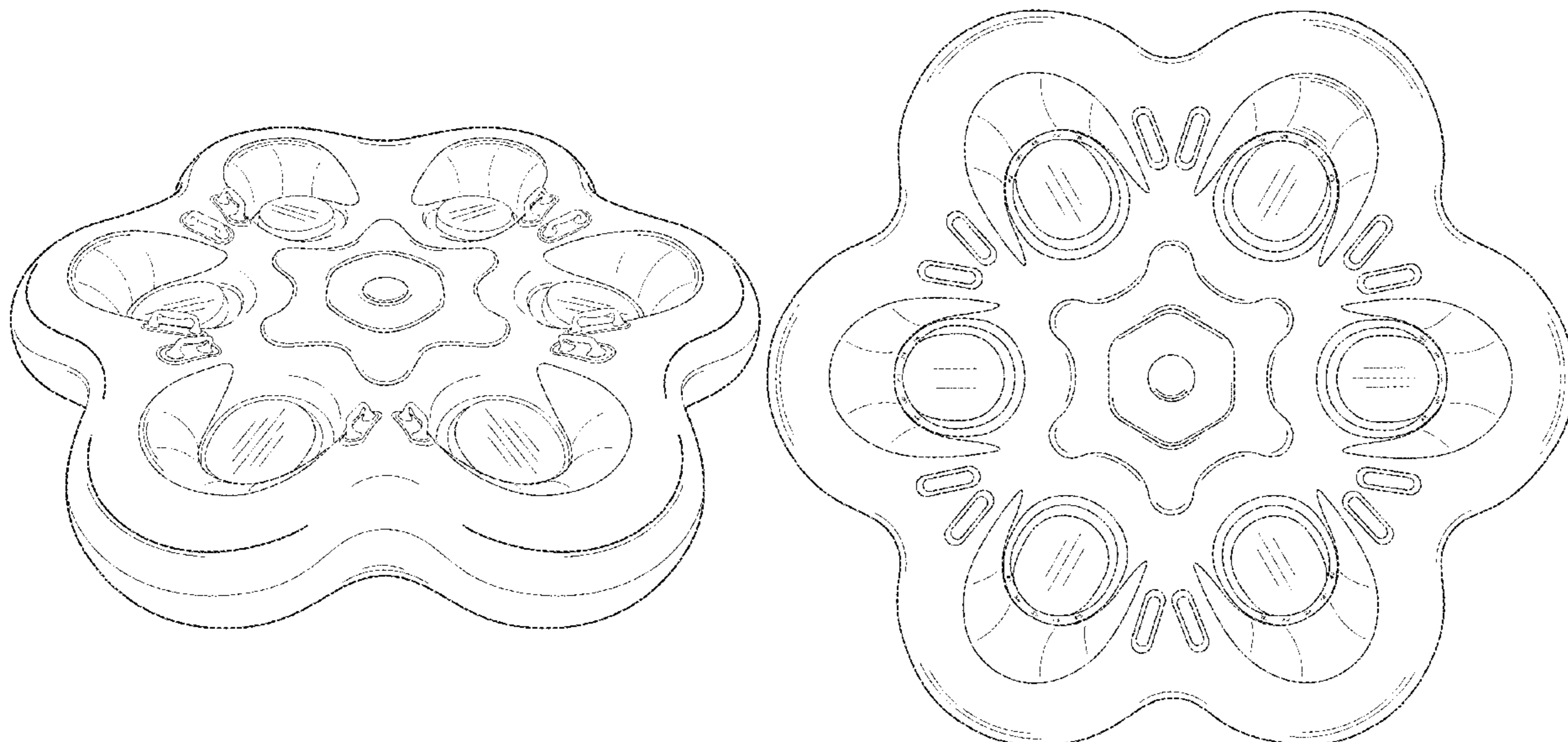
FIG. 3 is a bottom plan view of the six person floatation raft
depicted in FIG. 1.

FIG. 4 is a side elevational view of the six person floatation
raft depicted in FIG. 1, elevational views taken from vantage
points rotated 60, 120, 180, 240, and 300 degrees are
identical thereto; and,

FIG. 5 is a front elevational view of the six person floatation
raft depicted in FIG. 1, elevational views taken from vantage
points rotated 60, 120, 180, 240, and 300 degrees are
identical thereto.

The broken lines in the drawing depicting the features on the
bottom of the six person floatation raft are for illustrative
purposes only and form no part of the claimed design.

1 Claim, 5 Drawing Sheets






FIG. 1




FIG. 2

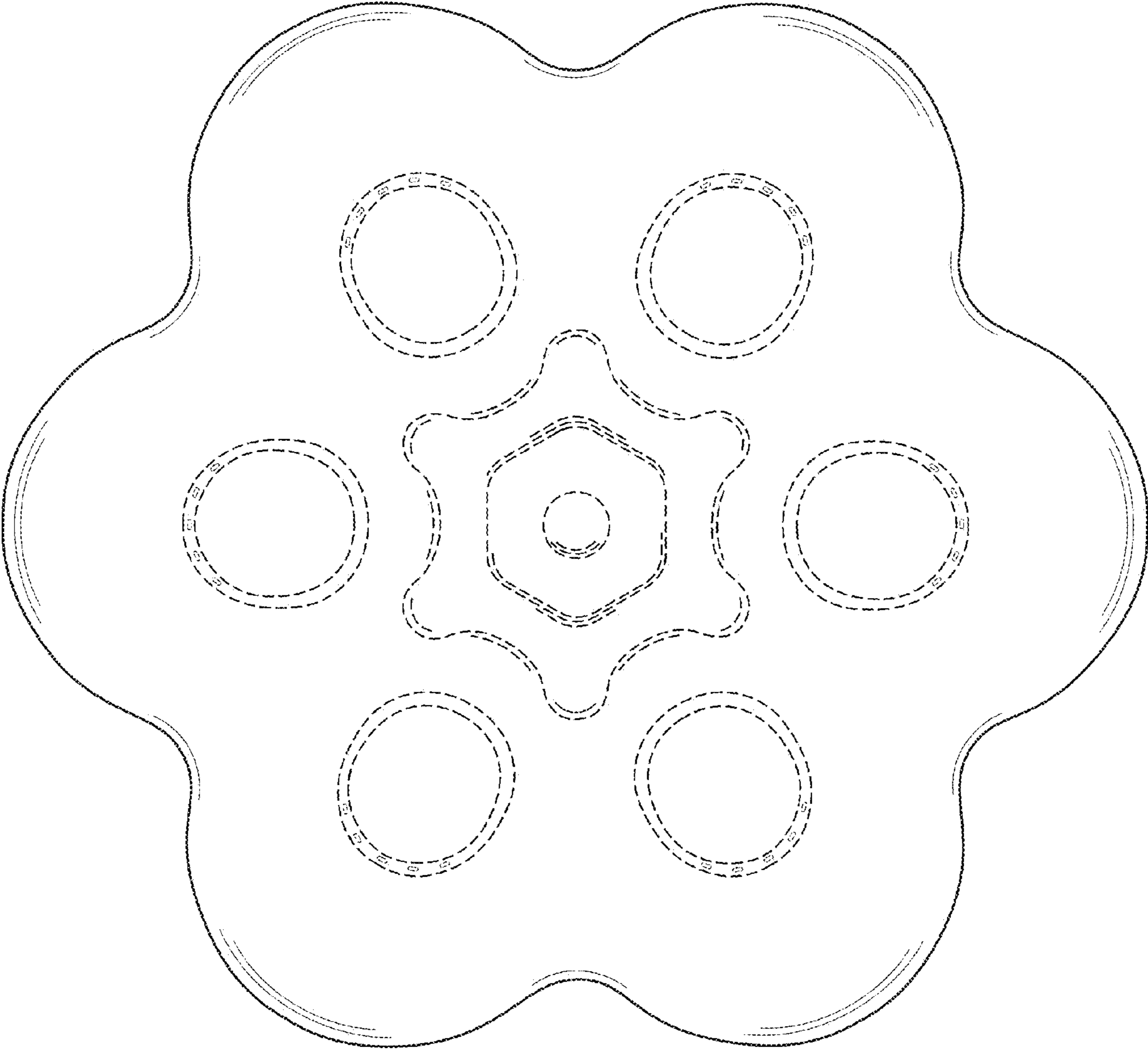


FIG. 3




FIG. 4

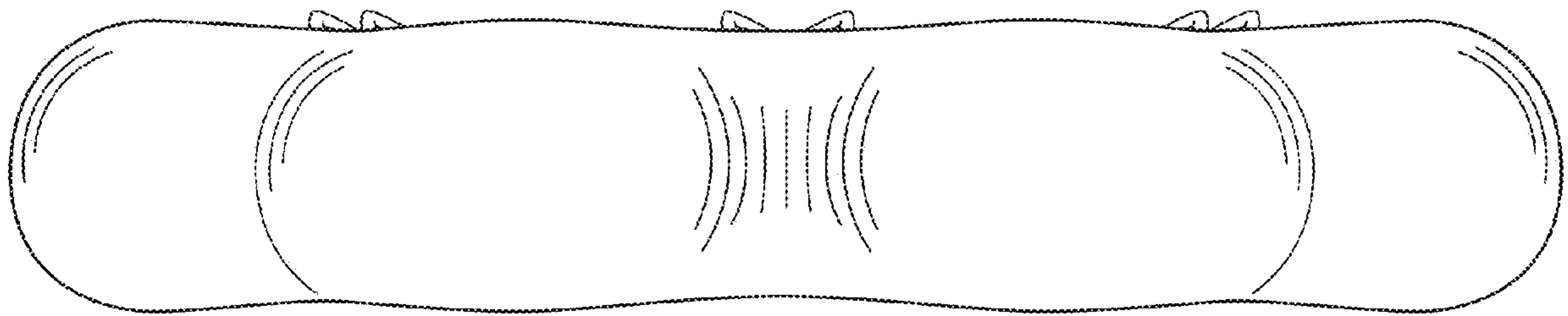


FIG. 5