



US00D958918S

(12) **United States Design Patent** (10) **Patent No.:** **US D958,918 S**
Laeno (45) **Date of Patent:** **** Jul. 26, 2022**

(54) **UPRIGHT GOLF CLUB SUPPORT**
(71) Applicant: **Estanislao Laeno**, Torrance, CA (US)
(72) Inventor: **Estanislao Laeno**, Torrance, CA (US)
(**) Term: **15 Years**
(21) Appl. No.: **29/757,542**
(22) Filed: **Nov. 6, 2020**
(51) **LOC (13) Cl.** **21-02**
(52) **U.S. Cl.**
USPC **D21/796**
(58) **Field of Classification Search**
USPC D21/789, 796
CPC A63B 55/00; A63B 55/10; A63B 55/50;
A63B 55/408
See application file for complete search history.

D472,598 S * 4/2003 Lawrence D21/796
D493,860 S * 8/2004 Fox D21/796
D505,174 S 5/2005 Thomas, Sr.
D517,150 S * 3/2006 MacDowell D21/796
D520,098 S * 5/2006 LeMoine D21/796
D530,768 S * 10/2006 Rood D21/796
D587,331 S * 2/2009 Fair D21/796
D600,300 S * 9/2009 Wilson, II D21/796
D695,374 S 12/2013 Miller
9,108,093 B2 * 8/2015 Johnson A63B 55/50
2007/0093311 A1 * 4/2007 Fletcher A63B 55/10
473/282
2013/0306503 A1 * 11/2013 Johnson A63B 55/10
206/315.2

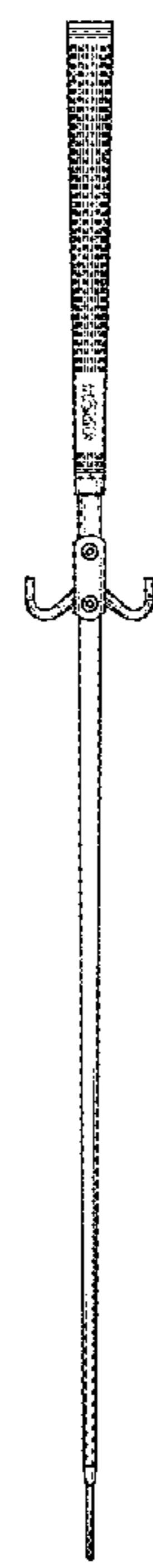
(56) **References Cited**
U.S. PATENT DOCUMENTS
D318,090 S * 7/1991 Bahns D21/796
5,080,239 A * 1/1992 Rowland A63B 55/10
473/282
5,285,990 A * 2/1994 Engel A63B 55/10
473/282
D360,248 S * 7/1995 Wright D21/796
D360,451 S * 7/1995 Levocz D21/796
5,636,754 A * 6/1997 Ennis A63B 55/10
473/282
D401,295 S * 11/1998 Young D6/552
D407,774 S * 4/1999 Weiss D21/796
6,330,944 B1 * 12/2001 DeMichele A63B 55/408
206/315.6
D458,660 S * 6/2002 Stealey D21/796
6,430,770 B1 * 8/2002 Glass A63B 57/60
15/160

OTHER PUBLICATIONS
Golf club holder stand google search; google.com; Apr. 14, 2022.*
* cited by examiner
Primary Examiner — Mitchell I. Siegel

(57) **CLAIM**
The ornamental design for an upright golf club support, as shown and described.

DESCRIPTION
FIG. 1 is a front view of an upright golf club support showing my new design;
FIG. 2 is a back view thereof;
FIG. 3 is a side view thereof;
FIG. 4 is another side view thereof;
FIG. 5 is a top view thereof; and,
FIG. 6 is a bottom view thereof.

1 Claim, 3 Drawing Sheets



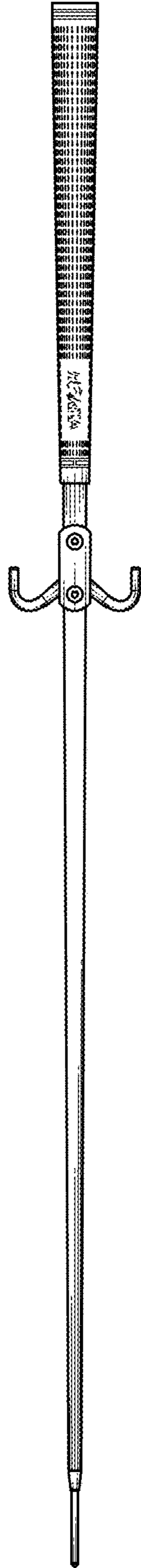


FIG. 1

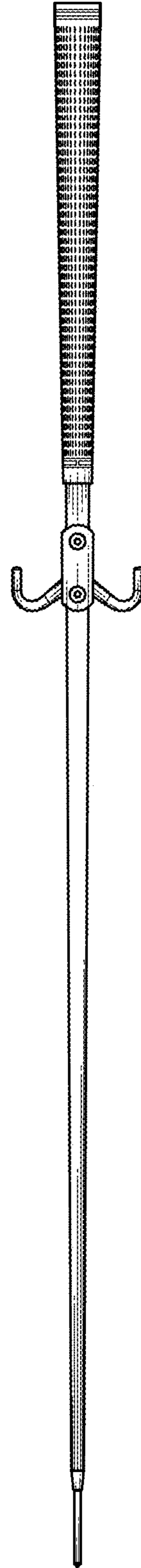


FIG. 2

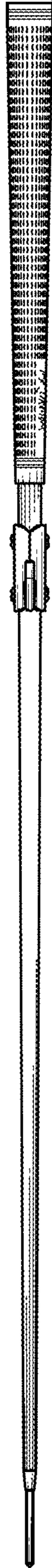


FIG. 3

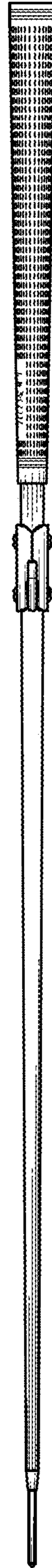


FIG. 4



FIG. 5



FIG. 6