



US00D958896S

(12) **United States Design Patent** (10) **Patent No.:** **US D958,896 S**
Torok (45) **Date of Patent:** **** Jul. 26, 2022**

(54) **DOUBLE-SIDED GAME BOARD**
(71) Applicant: **Tibor Torok**, Kitchener (CA)
(72) Inventor: **Tibor Torok**, Kitchener (CA)
(**) Term: **15 Years**
(21) Appl. No.: **29/719,704**
(22) Filed: **Jan. 7, 2020**
(51) **LOC (13) Cl.** **21-01**
(52) **U.S. Cl.**
USPC **D21/349**
(58) **Field of Classification Search**
USPC D21/348, 362-371, 307, 302, 308-309,
D21/306, 334, 335-341, 345-347, 349,
D21/374-377, 300, 390, 397, 455, 458,
D21/459, 478, 480, 519, 522, 811, 812;
273/260, 261, 236-244, 348, 394, 258,
273/259, 274-277, 268-271, 280-287,
273/278, 279, 288-291, 138.1, 139,
273/141 R, 141 A, 142 R, 143 R, 143 A,
273/143 B, 143 C, 142 E, 142 F, 142 G,
273/142 H, 142 HA, 145 E, 294, 292,
273/298, 148 R, 309, 153 R, 155, 156,
273/157 R, 153 J, 161, 440, 459-461,
273/317, 340, 342, 108, 126 R, 126 A,
273/127 R, 348.1, 348.3, 348.4, 348.5,
273/351, 355, 368, 373, 374, 393,
273/403-412, 248, 249
CPC A63F 3/00; A63F 3/00003; A63F 3/02;
A63F 3/04; A63F 3/00082; A63F
3/00088; A63F 3/00091; A63F 3/00097;
A63F 3/00173; A63F 3/00176; A63F
3/0023; A63F 3/0052; A63F 3/00694;
A63F 3/027; A63F 3/062; A63F 3/0625;
A63F 2003/00022; A63F 2003/00208;
A63F 2003/00463; A63F 2003/0047;
A63F 2003/00523; A63F 2009/0033;
A63F 2009/0035; A63F 2009/0047; A63F
9/0073

See application file for complete search history.

(56) **References Cited**
U.S. PATENT DOCUMENTS
511,306 A * 12/1893 Moore A63F 3/00176
273/261
571,464 A * 11/1896 Truex A63F 3/02
273/258
636,663 A * 11/1899 Harrison A63F 3/00895
273/284
1,421,678 A * 7/1922 Ebert A63F 3/02
273/258
D70,074 S * 5/1926 Himmelfarb D21/349
1,596,918 A * 8/1926 Brunner A63F 3/0023
273/287
1,780,038 A * 10/1930 Parker A63F 3/00176
273/261
D168,868 S * 2/1953 Streb D21/349
3,163,425 A * 12/1964 Caplan A63F 3/02
273/284

(Continued)

Primary Examiner — Susan Moon Lee
(74) *Attorney, Agent, or Firm* — Bereskin & Parr LLP

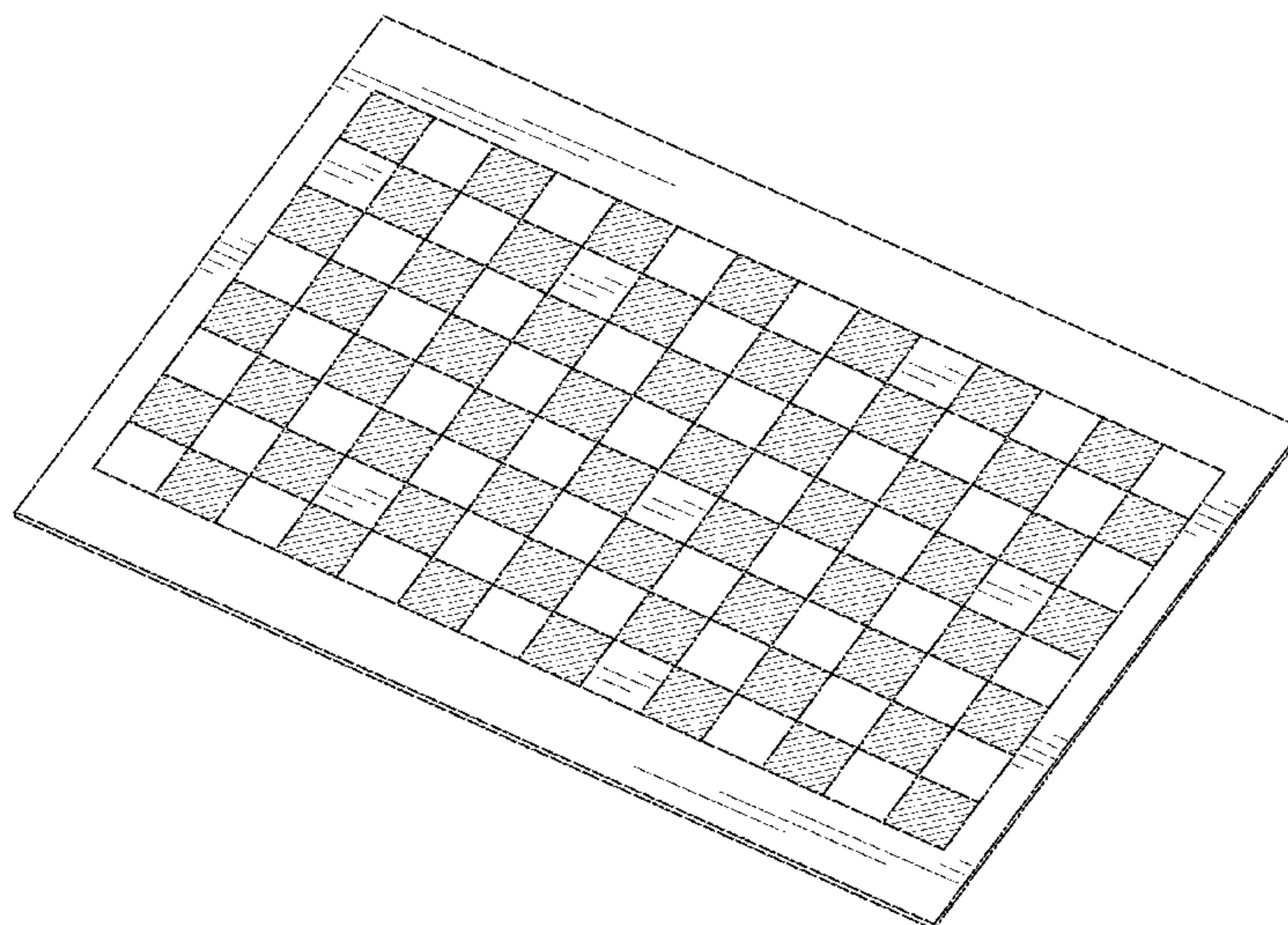
(57) **CLAIM**

The ornamental design for a double-sided game board, as shown and described.

DESCRIPTION

FIG. 1 is a front perspective view of a double-sided game board showing my new design;
FIG. 2 is a rear perspective view thereof;
FIG. 3 is a front view thereof;
FIG. 4 is a left side view thereof;
FIG. 5 is a back view thereof;
FIG. 6 is a right side view thereof;
FIG. 7 is a top view thereof; and,
FIG. 8 is a bottom view thereof.

1 Claim, 4 Drawing Sheets



(56)

References Cited

U.S. PATENT DOCUMENTS

3,529,372 A * 9/1970 Mathias A63F 3/0023
273/282.1
3,825,267 A * 7/1974 Rubinoff A63F 3/02
273/284
4,037,844 A * 7/1977 LaMonica A63H 13/20
273/287
5,280,913 A * 1/1994 Sirk A63F 3/0023
273/287
D360,234 S * 7/1995 Knight D21/349
D391,305 S * 2/1998 Noack D21/349
5,954,333 A * 9/1999 Vilches Guerra A63F 3/02
273/261
6,550,770 B1 * 4/2003 Rackliff A63F 3/00176
273/261
7,063,323 B1 * 6/2006 Khodabandeh A63F 3/02
273/262
D536,740 S * 2/2007 Myers D21/349
D572,767 S * 7/2008 Yazdi D21/349
7,434,806 B2 * 10/2008 Budden A63F 3/02
273/261
D655,469 S * 3/2012 Millar D5/58

* cited by examiner

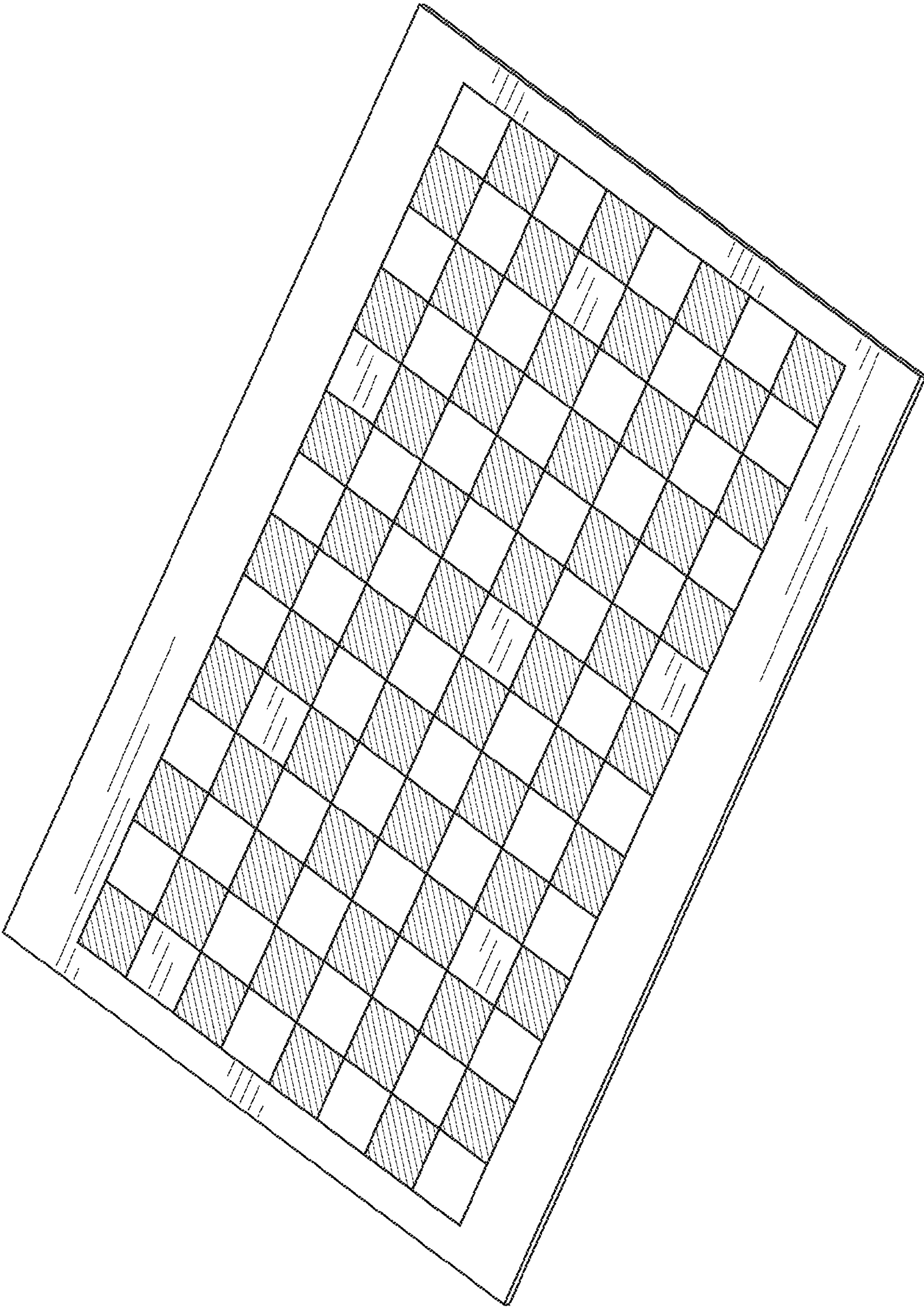


FIG. 1

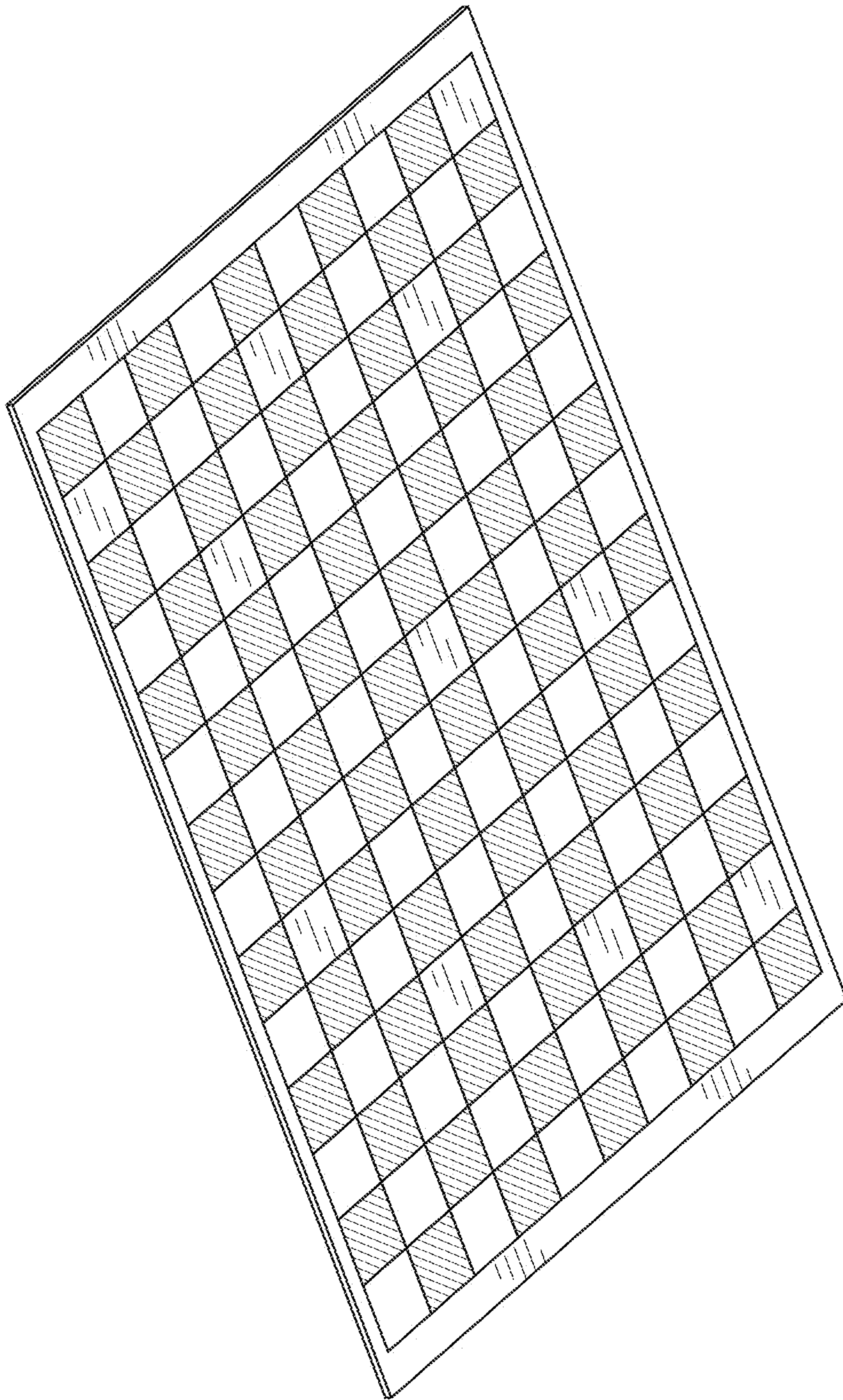


FIG. 2

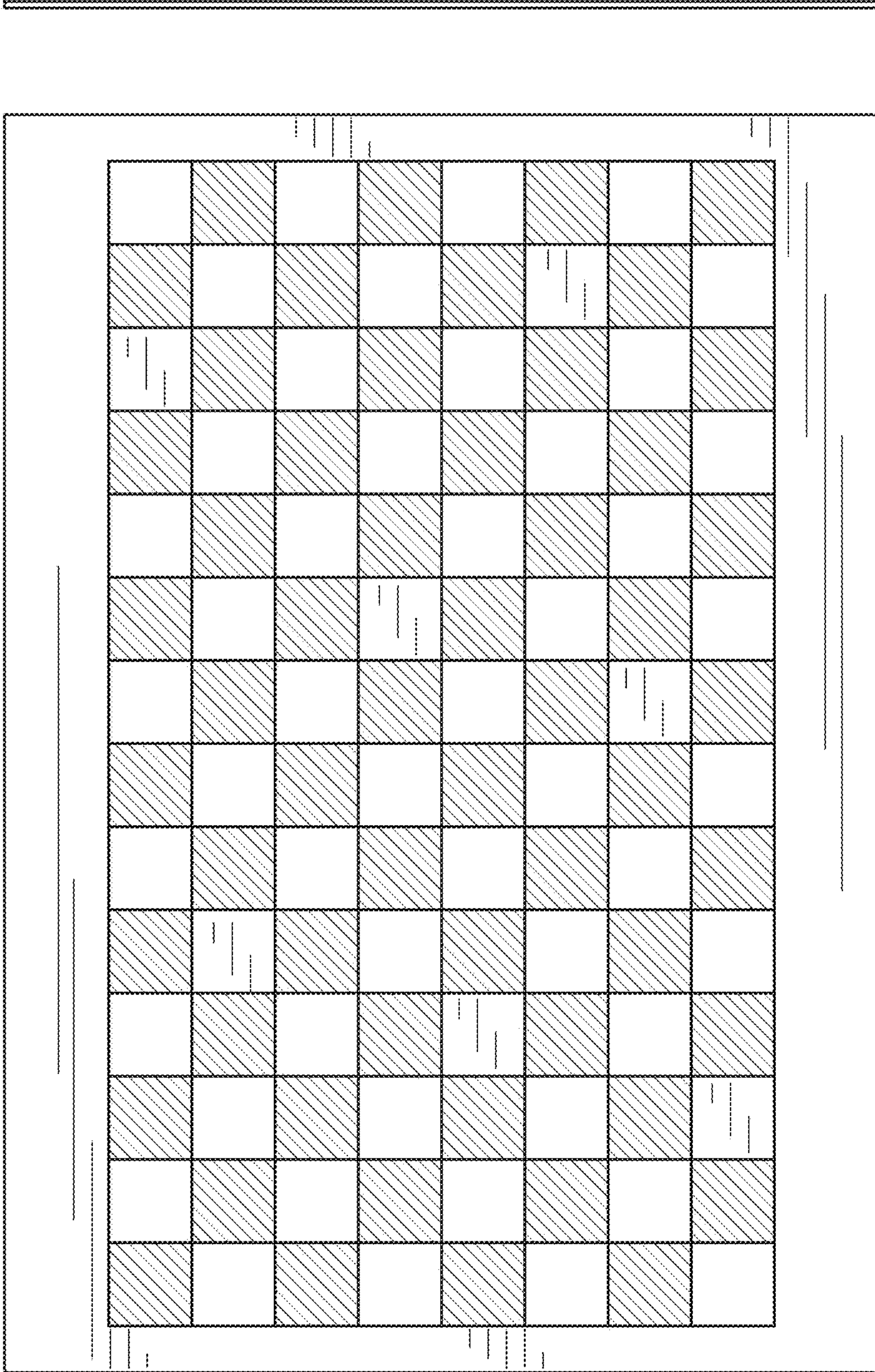


FIG. 3

FIG. 4




FIG. 7

FIG. 5

FIG. 6

FIG. 8