



US00D958892S

(12) **United States Design Patent**  
**Kobayashi et al.**

(10) **Patent No.:** **US D958,892 S**  
(45) **Date of Patent:** **\*\* Jul. 26, 2022**

(54) **CONTROLLER FOR ELECTRONIC DEVICE**

(71) Applicant: **SONY INTERACTIVE ENTERTAINMENT INC.**, Tokyo (JP)

(72) Inventors: **Ikuo Kobayashi**, Tokyo (JP); **Taichi Nokuo**, Tokyo (JP)

(73) Assignee: **SONY INTERACTIVE ENTERTAINMENT INC.**, Tokyo (JP)

(\*\*) Term: **15 Years**

(21) Appl. No.: **29/751,806**

(22) Filed: **Sep. 23, 2020**

(30) **Foreign Application Priority Data**

Apr. 3, 2020 (JP) ..... 2020-007068 D

(51) **LOC (13) Cl.** ..... **21-01**

(52) **U.S. Cl.**  
USPC ..... **D21/333**

(58) **Field of Classification Search**  
USPC ..... D21/324, 332-337, 566, 572-574, 328;  
D14/217, 218, 356, 387, 388, 389, 400,  
D14/401, 415, 418, 426-431, 443, 447,  
D14/449, 450, 454, 455, 471, 474, 483,  
D14/496, 511; D13/164, 168

CPC .... A63F 9/02; A63F 9/24; A63F 9/029; A63F  
9/0252; A63F 13/00; A63F 13/23; A63F  
13/24; A63F 13/26; A63F 13/98; A63F  
13/02; A63F 13/12; A63F 9/0291; A63F  
9/00; A63F 2300/00; A63F 2300/1031

See application file for complete search history.

(56) **References Cited**

**U.S. PATENT DOCUMENTS**

D347,864 S \* 6/1994 Duong ..... D14/401  
D415,485 S \* 10/1999 Leifer ..... D14/401  
D417,663 S \* 12/1999 Peng ..... D14/401  
D484,547 S \* 12/2003 Hussaini ..... D21/333

D700,182 S \* 2/2014 Kidakarn ..... D14/401  
D712,408 S \* 9/2014 Sumii ..... D14/401  
D715,296 S \* 10/2014 Huang ..... D14/401  
D717,876 S \* 11/2014 Sumii ..... D21/333  
D718,390 S \* 11/2014 Sumii ..... D21/333  
D718,818 S \* 12/2014 Sumii ..... D14/401  
D727,430 S \* 4/2015 Sumii ..... D21/333  
D733,140 S \* 6/2015 Sumii ..... D14/401

(Continued)

**FOREIGN PATENT DOCUMENTS**

JP H07-202997 A 8/1995  
JP D1645826 S 11/2019

**OTHER PUBLICATIONS**

Mar. 30, 2021, Japanese Office Action issued for related JP Application No. 2020-007068.

*Primary Examiner* — Mehri F Bajoul

(74) *Attorney, Agent, or Firm* — Paratus Law Group, PLLC

(57) **CLAIM**

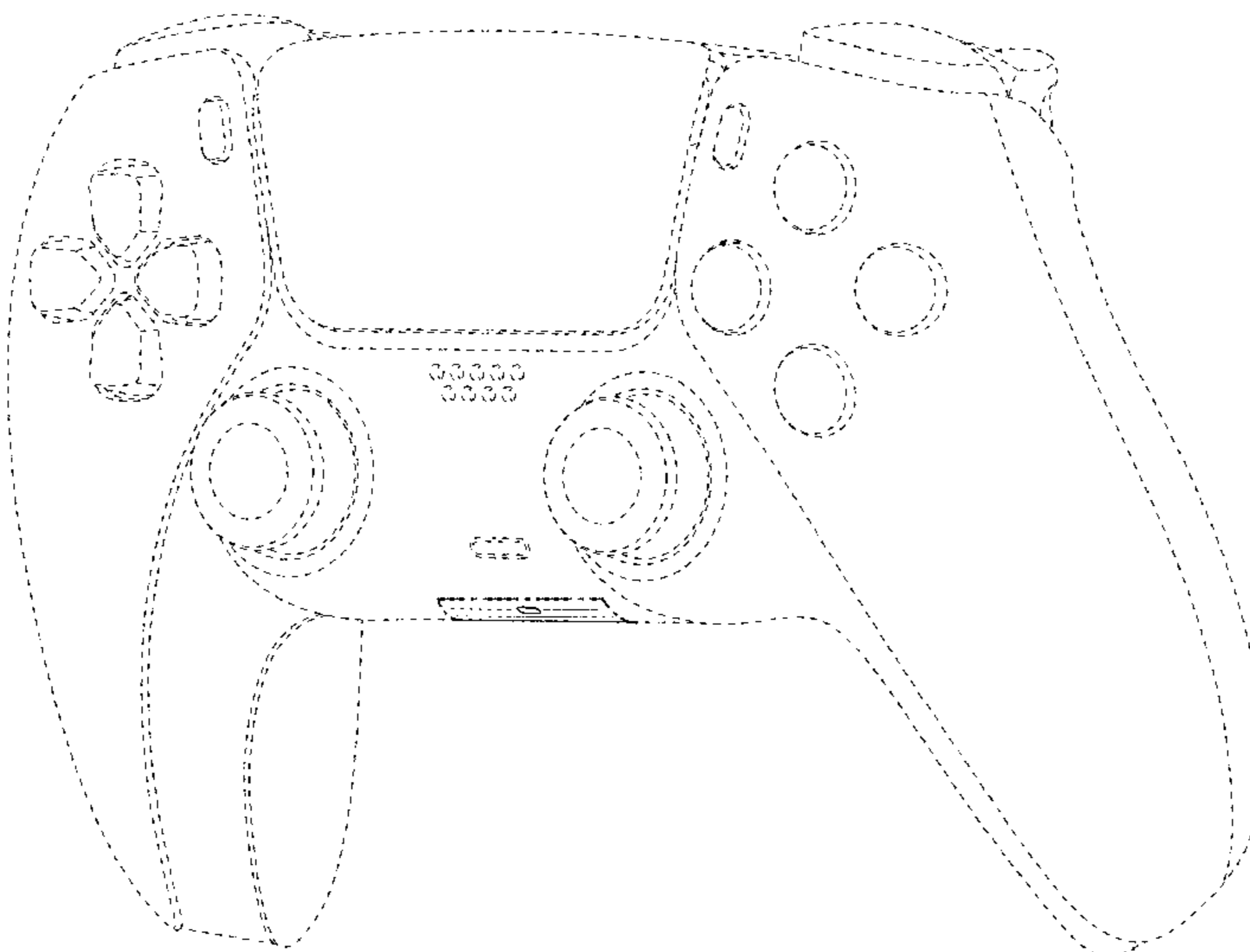
The ornamental design for a controller for electronic device, as shown and described.

**DESCRIPTION**

FIG. 1 is a perspective view of front and right side of a controller for electronic device showing our new design; FIG. 2 is a perspective view of rear and left side thereof; FIG. 3 is a front view thereof; FIG. 4 is a rear view thereof; FIG. 5 is a left side view thereof; FIG. 6 is a right side view thereof; FIG. 7 is a top view thereof; and, FIG. 8 is a bottom view thereof.

The short dash-dash lines depict portions of the controller for electronic device that form no part of the claimed design. The long-short dash line illustrates bounds of the claim and form no part of the claimed design.

**1 Claim, 7 Drawing Sheets**



(56)

## References Cited

## U.S. PATENT DOCUMENTS

D765,788 S \* 9/2016 Kujawski ..... D14/401  
D770,568 S \* 11/2016 Kujawski ..... D14/401  
D780,180 S \* 2/2017 Ironmonger ..... D14/401  
D780,759 S \* 3/2017 Ironmonger ..... D14/401  
D780,760 S \* 3/2017 Ironmonger ..... D14/401  
D794,027 S \* 8/2017 Ironmonger ..... D14/401  
D816,083 S \* 4/2018 Wu ..... D14/401  
D823,945 S \* 7/2018 Falc ..... D14/416  
D865,766 S \* 11/2019 Hu ..... D14/401  
D875,179 S \* 2/2020 Wang ..... D21/333  
D885,387 S \* 5/2020 Hu ..... D14/401  
D888,832 S \* 6/2020 Tong ..... D21/333  
D889,550 S \* 7/2020 Ironmonger ..... D14/401  
D894,281 S \* 8/2020 Wang ..... D21/333  
D898,124 S \* 10/2020 Tong ..... D14/401  
D907,119 S \* 1/2021 Zhou ..... D21/333  
D909,483 S \* 2/2021 Whitaker ..... D14/401  
D909,487 S \* 2/2021 Whitaker ..... D21/333  
D912,734 S \* 3/2021 Yang ..... D21/333  
10,987,577 B2 \* 4/2021 Dixon ..... A63F 13/24  
D923,097 S \* 6/2021 Zhao ..... D21/333  
D923,098 S \* 6/2021 Zhao ..... D21/333  
D923,100 S \* 6/2021 Zhou ..... D21/333  
D928,235 S \* 8/2021 Paterson ..... D21/333  
D928,880 S \* 8/2021 Yu ..... D21/333  
D935,460 S \* 11/2021 Zhu ..... D14/401  
D936,146 S \* 11/2021 Hsu ..... D21/333  
2021/0038977 A1 \* 2/2021 Dixon ..... A63F 13/92

\* cited by examiner

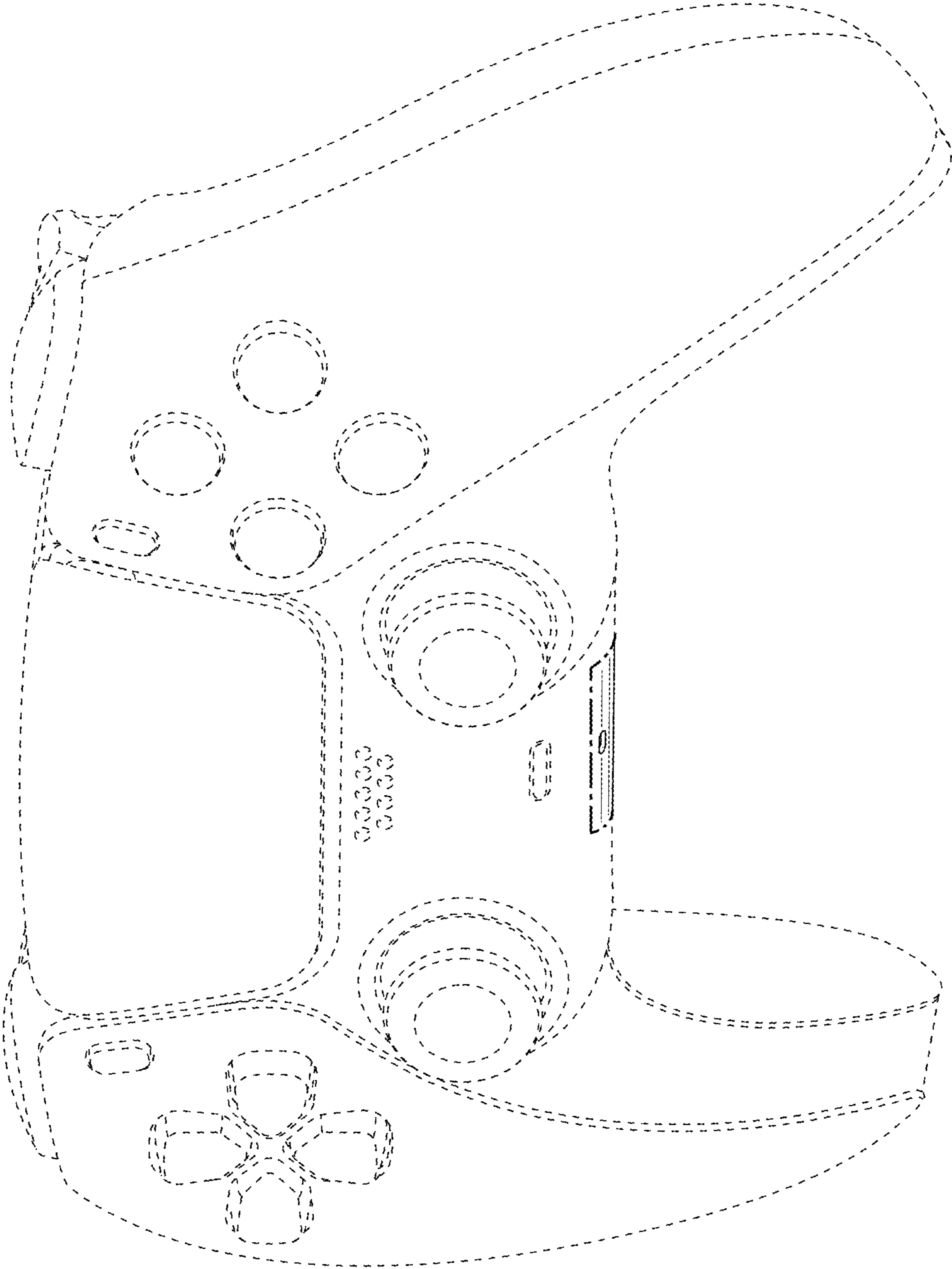


FIG. 1

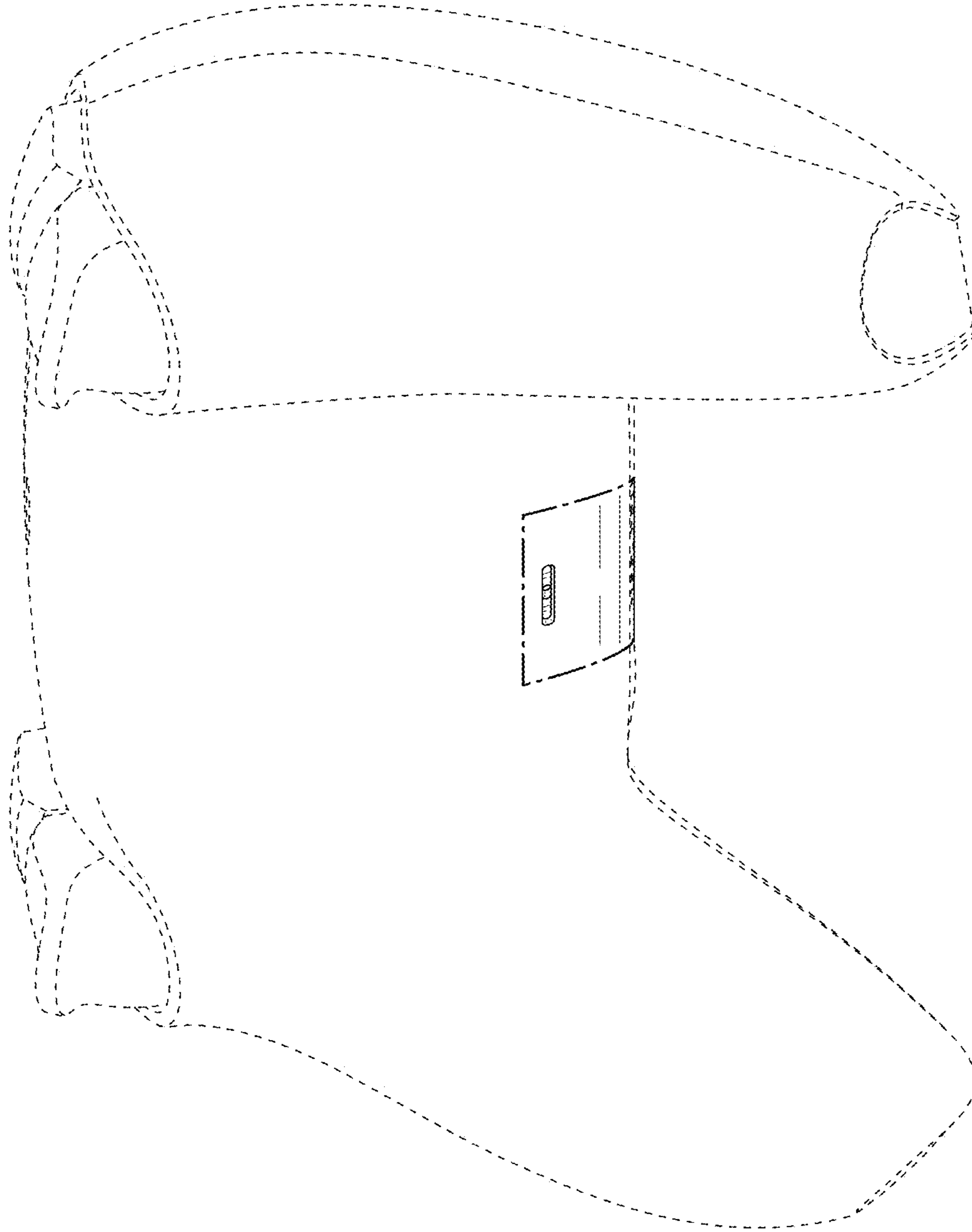


FIG. 2

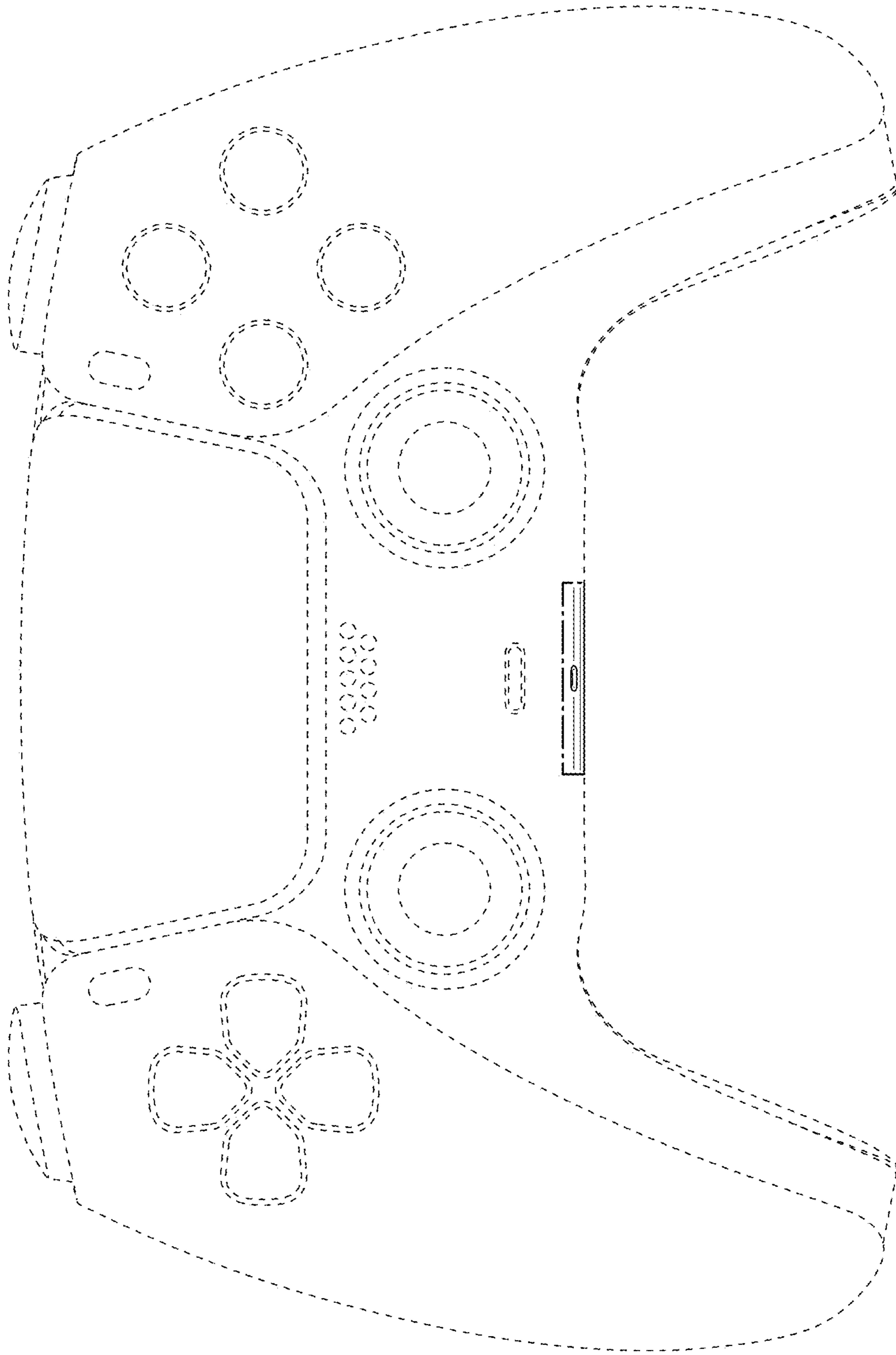


FIG. 3

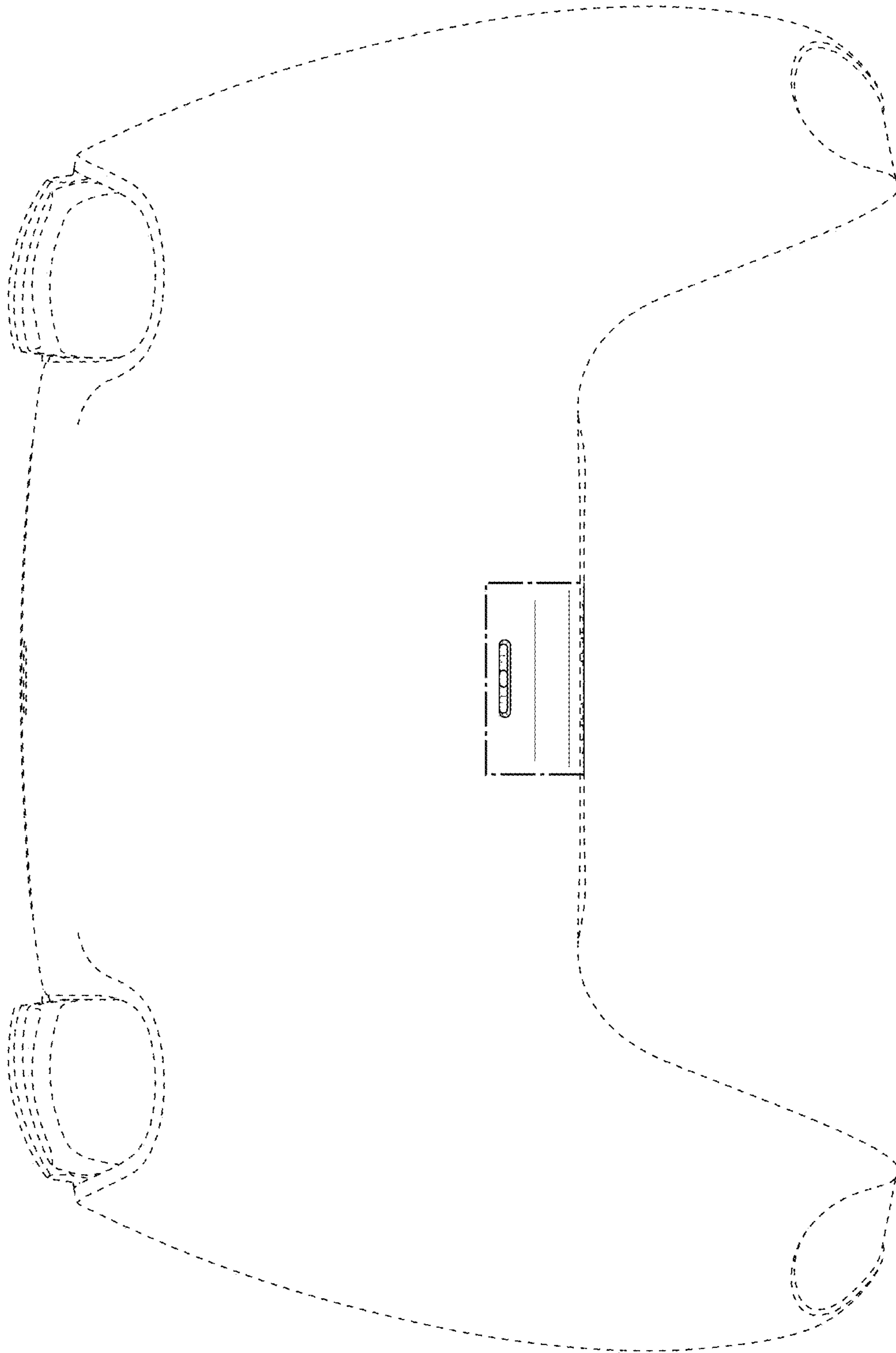


FIG. 4

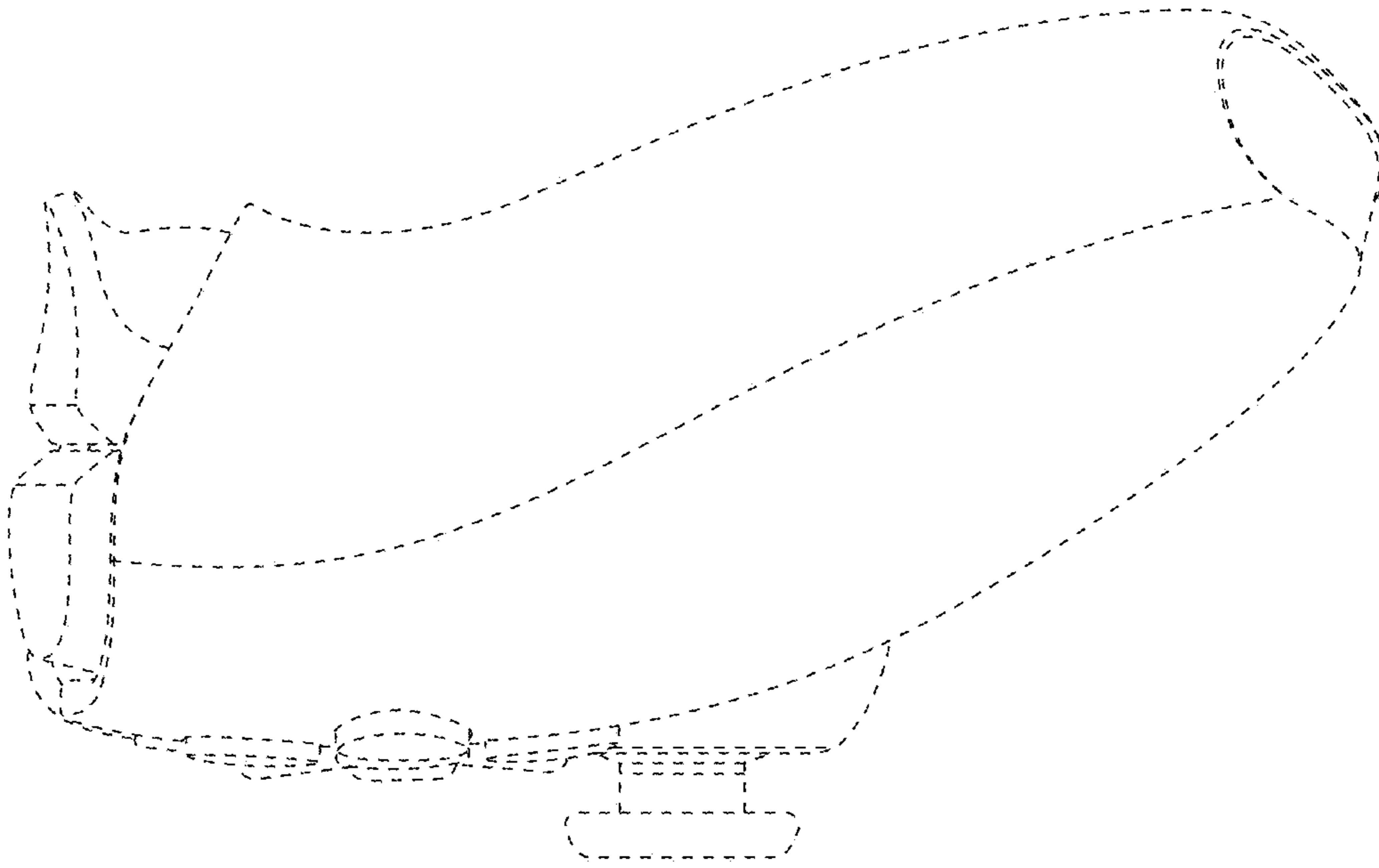


FIG. 6

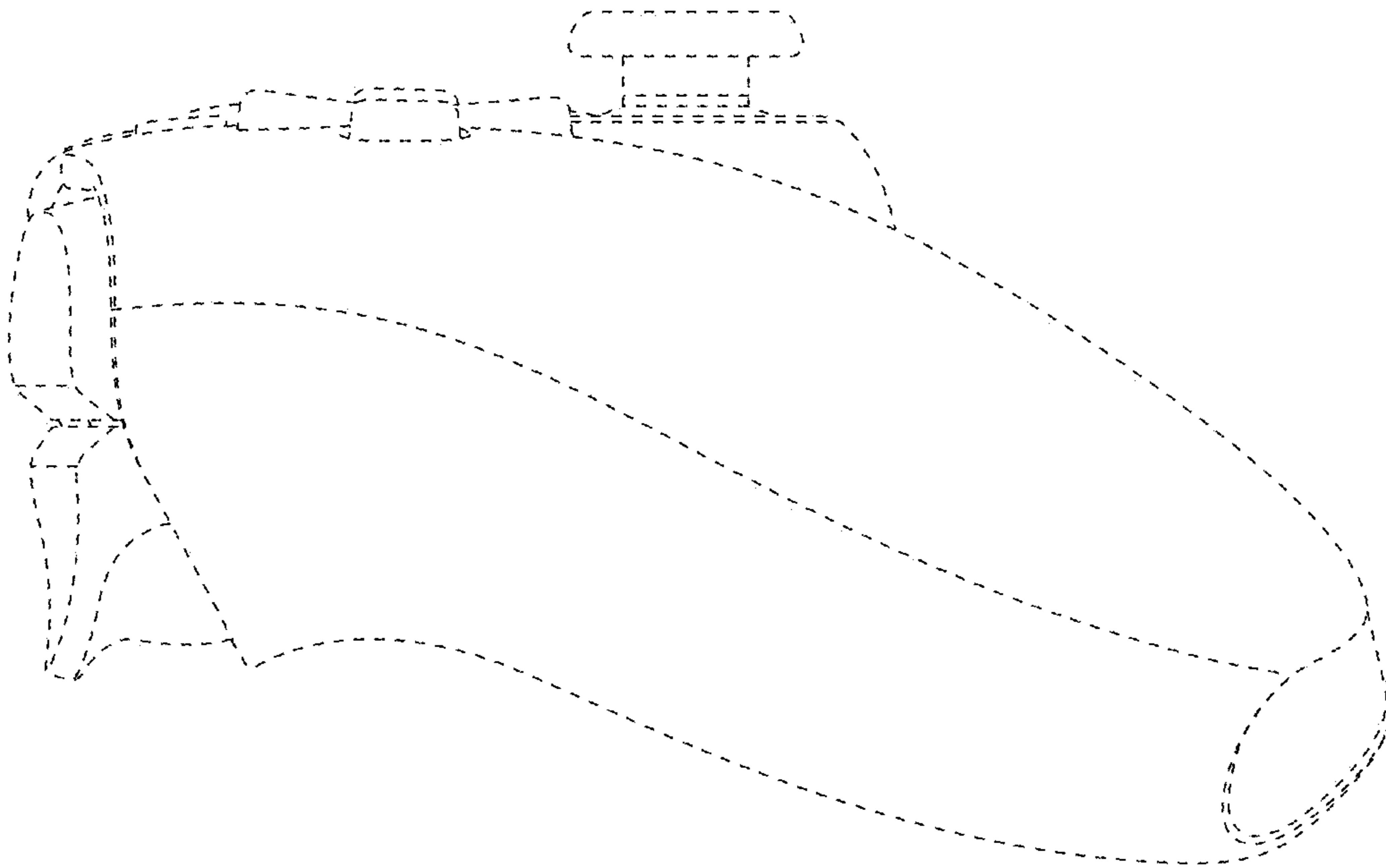


FIG. 5

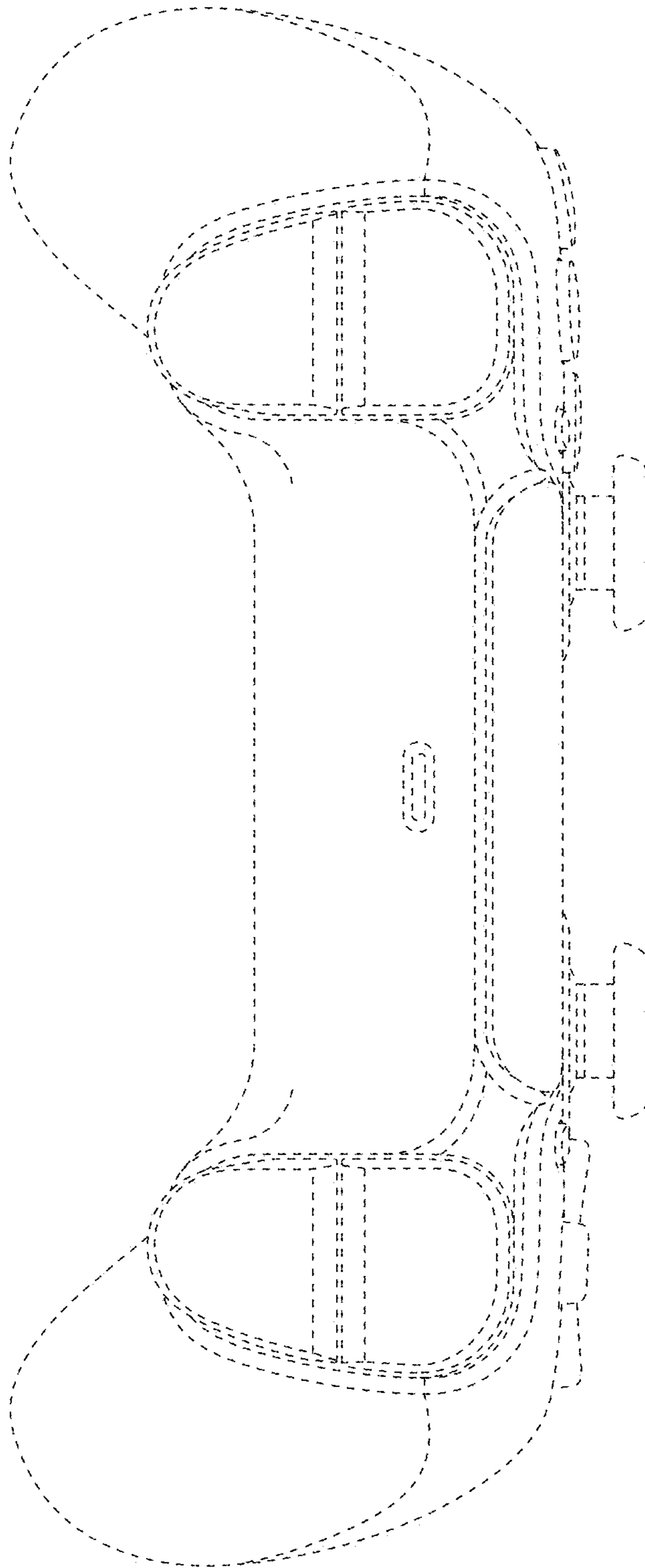


FIG. 7



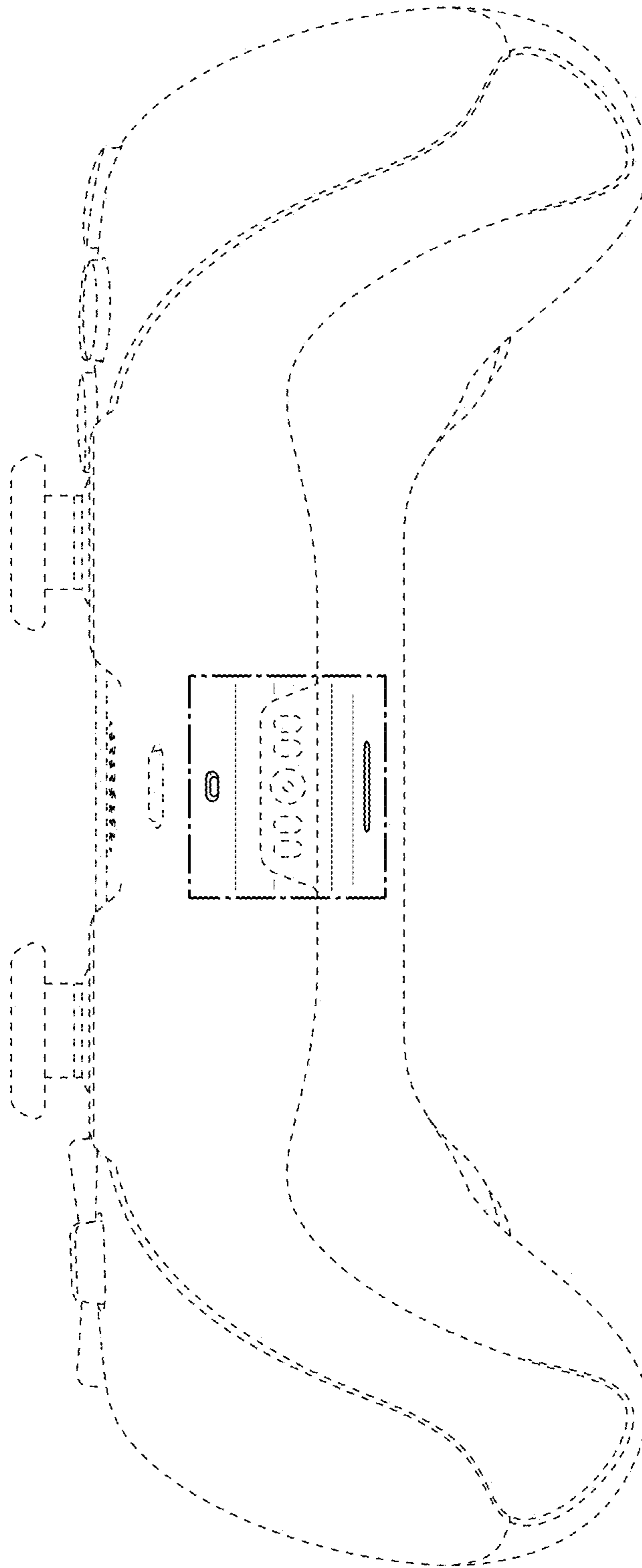


FIG. 8