



US00D958877S

(12) **United States Design Patent** (10) **Patent No.:** **US D958,877 S**
Sun (45) **Date of Patent:** **** Jul. 26, 2022**

(54) **PAPER SHREDDER**

FOREIGN PATENT DOCUMENTS

(71) Applicant: **DONGGUAN SUNTECH ELECTRONICS CO., LTD.**,
Dongguan (CN)

CN 306142135 * 10/2020
CN 306190626 * 11/2020
CN 306705010 * 7/2021
CN 214515062 U * 10/2021
WO WO-2008095693 A1 * 8/2008 B02C 18/007
WO WO-2011094967 A1 * 8/2011 B02C 18/007

(72) Inventor: **Yicheng Sun**, Dongguan (CN)

(73) Assignee: **DONGGUAN SUNTECH ELECTRONICS CO., LTD.**,
Dongguan (CN)

OTHER PUBLICATIONS

(**) Term: **15 Years**

Amazon. Link: https://www.amazon.com/dp/B09FFHG8TZ/ref=sspa_dk_detail_1?pd_rd_i=B09FFHG8TZ&pd_rd_w=P8qRi&pf_rd_p=57cbdc41-b731-4e3d-a%E2%80%A6&th=1. Sep. 3, 2021. Woolsche CD222P 8-Sheet Cross Cut Paper Shredder with 3.43-Gallon Visible Bin (Year: 2021).*

(21) Appl. No.: **29/789,386**

Amazon. Link: https://www.amazon.com/dp/B09FFG3GLL/ref=emc_b_5_t. Sep. 3, 2021. Woolsche Home Office Shredders C220P 6-Sheet Cross Cut Removable. (Year: 2021).*

(22) Filed: **Sep. 20, 2021**

(51) **LOC (13) Cl.** **18-04**

(52) **U.S. Cl.**
USPC **D18/34.5**

* cited by examiner

(58) **Field of Classification Search**
USPC D18/34.1, 34.2, 34.3, 34.4, 34.5, 34.6,
D18/34.7, 34.8, 34.9; D23/356, 359, 360,
D23/364
CPC B02C 18/0007; B02C 2018/0046; B02C
2018/0053

Primary Examiner — Lauren D McVey

(74) *Attorney, Agent, or Firm* — Georgi Korobanov

See application file for complete search history.

(57) **CLAIM**

The ornamental design for a paper shredder, as shown and described.

(56) **References Cited**

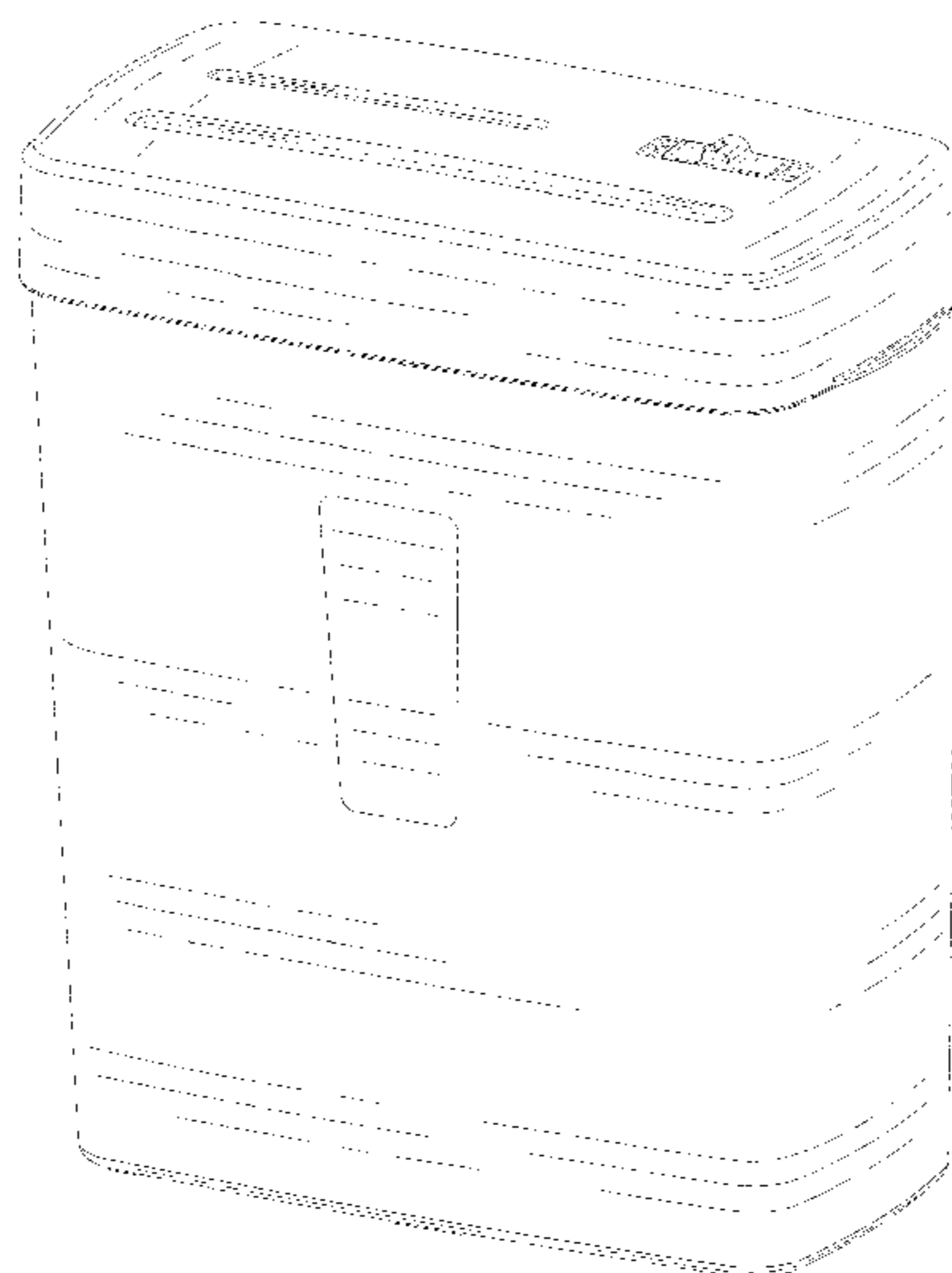
U.S. PATENT DOCUMENTS

D502,729 S * 3/2005 Lo D18/34.5
D548,272 S * 8/2007 Joachim D18/34.5
D548,273 S * 8/2007 Joachim D18/34.5
D557,735 S * 12/2007 Ho D18/34.6
D558,257 S * 12/2007 Joachim D18/34.6
7,594,620 B2 * 9/2009 Abramson B02C 18/0007
241/37.5
D647,953 S * 11/2011 Sued D18/34.5
D648,375 S * 11/2011 Sued D18/34.5
D658,712 S * 5/2012 Sued D18/34.5
D679,748 S * 4/2013 Sued D18/34.5
D679,749 S * 4/2013 Sued D18/34.5
D707,750 S * 6/2014 Sued D18/34.4
D708,254 S * 7/2014 Sued D18/34.4

DESCRIPTION

FIG. 1 is a perspective view of a paper shredder, showing my new design;
FIG. 2 is a front view thereof;
FIG. 3 is a rear view thereof;
FIG. 4 is a left side view thereof;
FIG. 5 is a right side view thereof;
FIG. 6 is a top plan view thereof; and,
FIG. 7 is a bottom plan view thereof.
The broken lines depict portions of the paper shredder that form no part of the claimed design.

1 Claim, 7 Drawing Sheets






FIG. 1

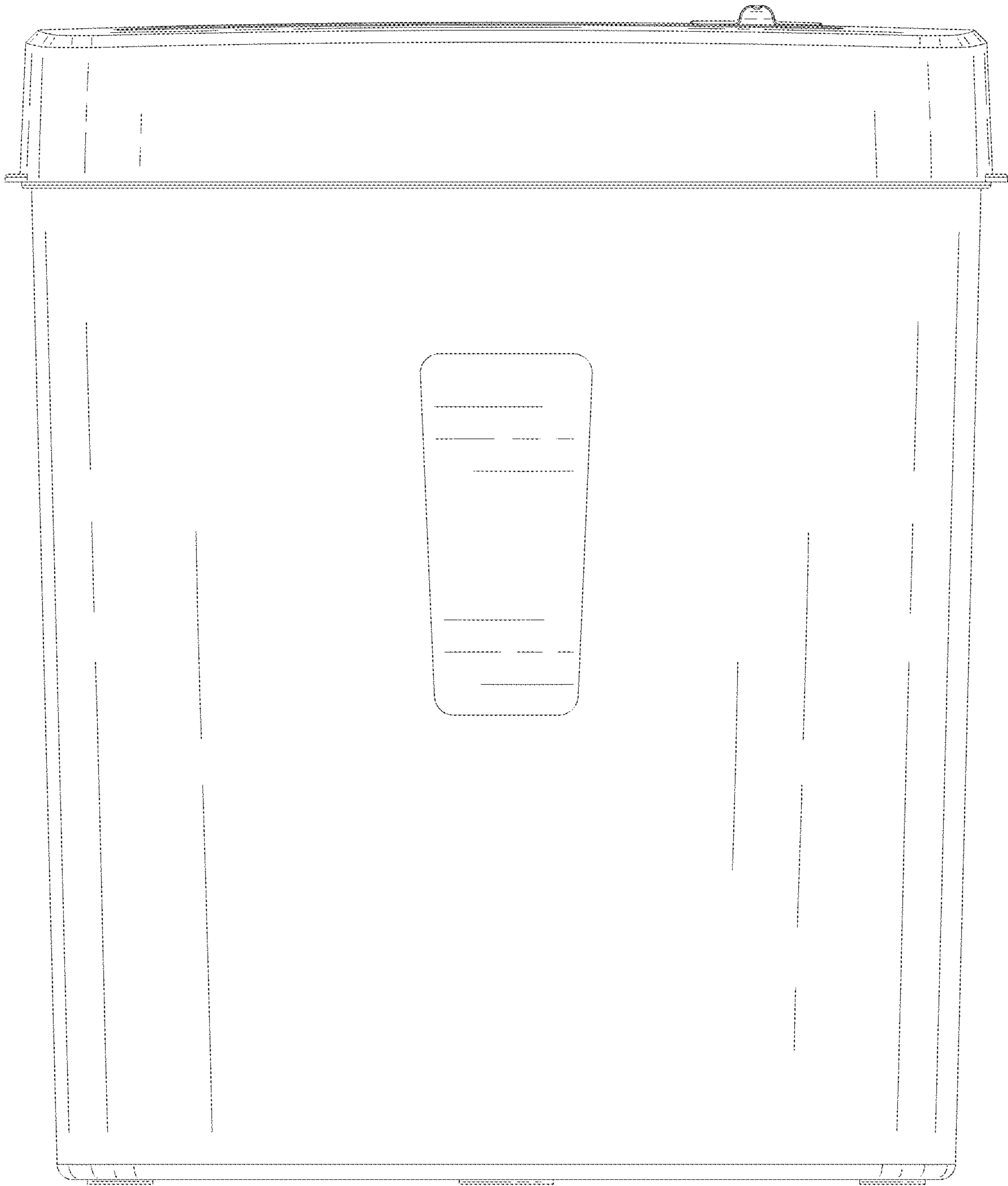


FIG. 2




FIG. 3

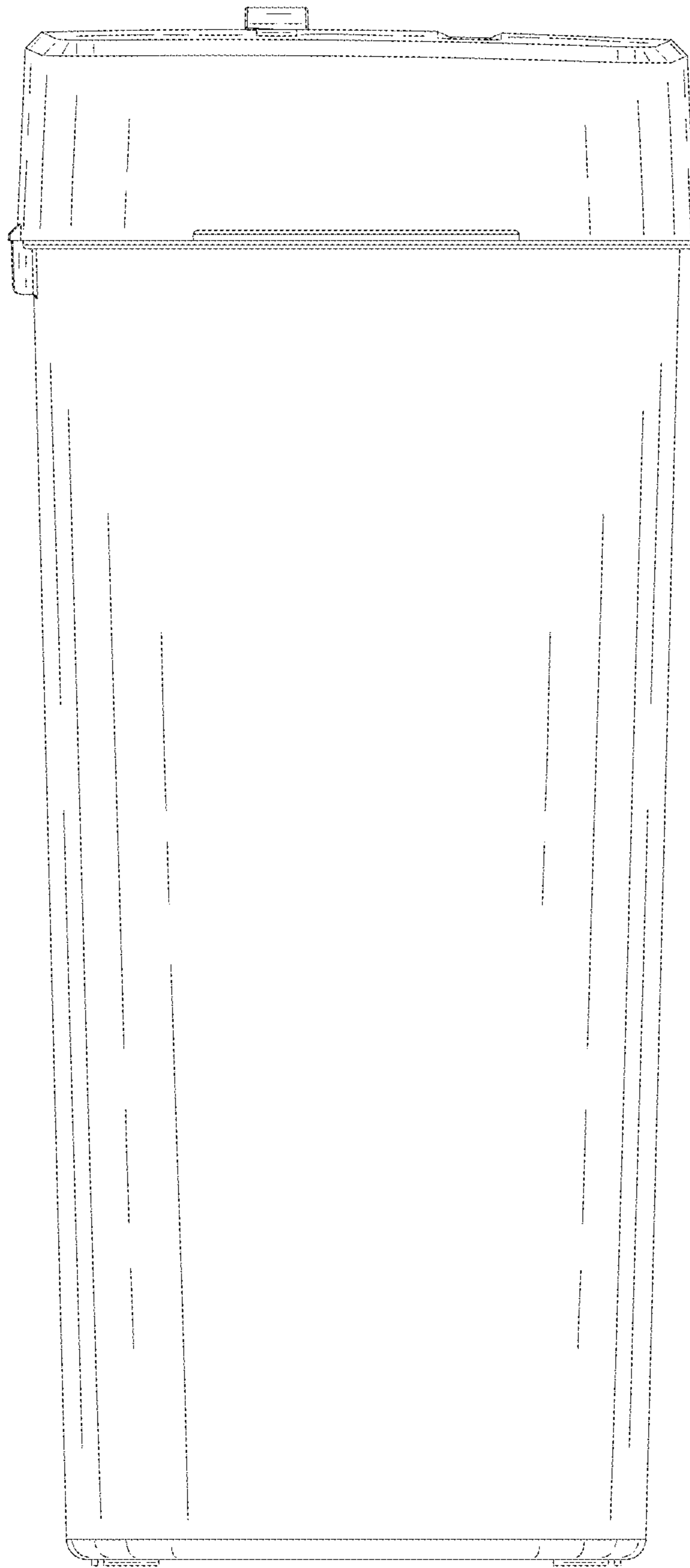


FIG. 4

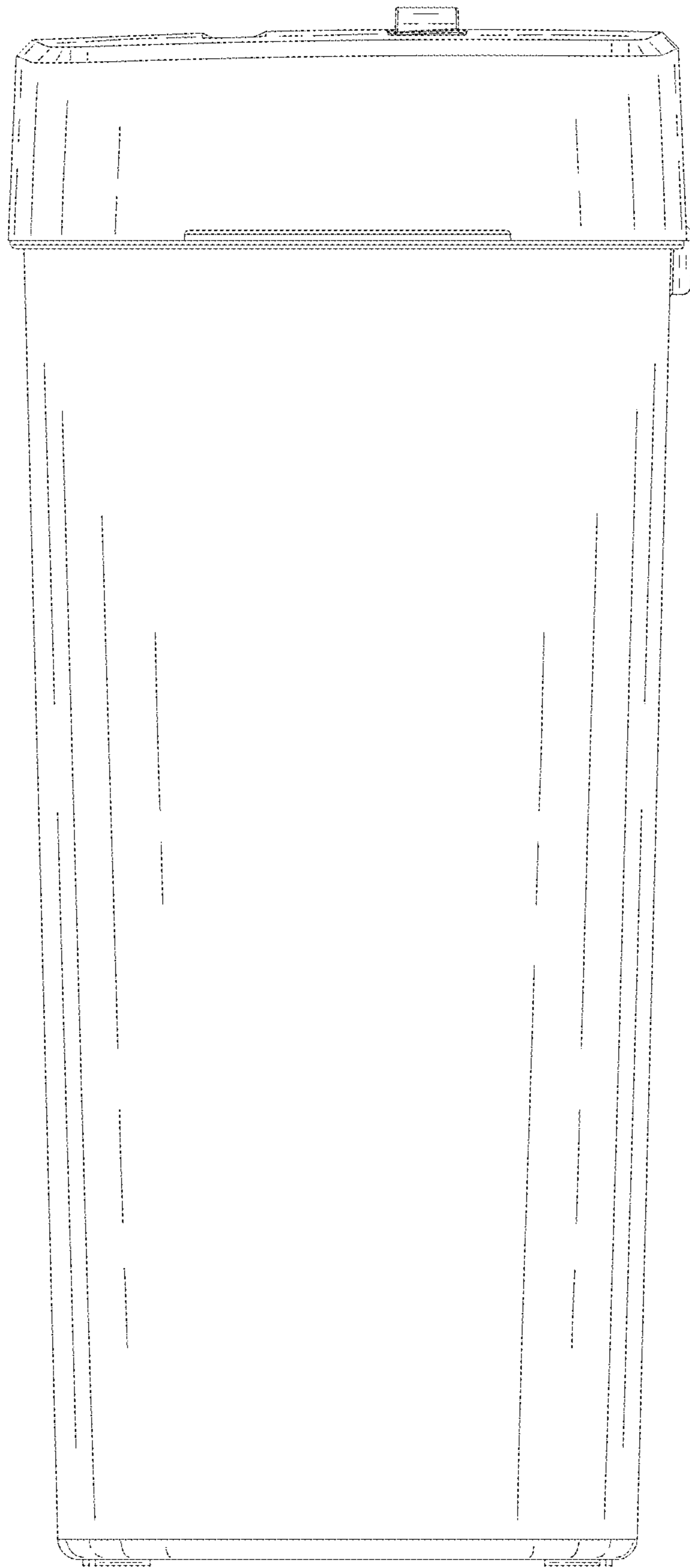


FIG. 5

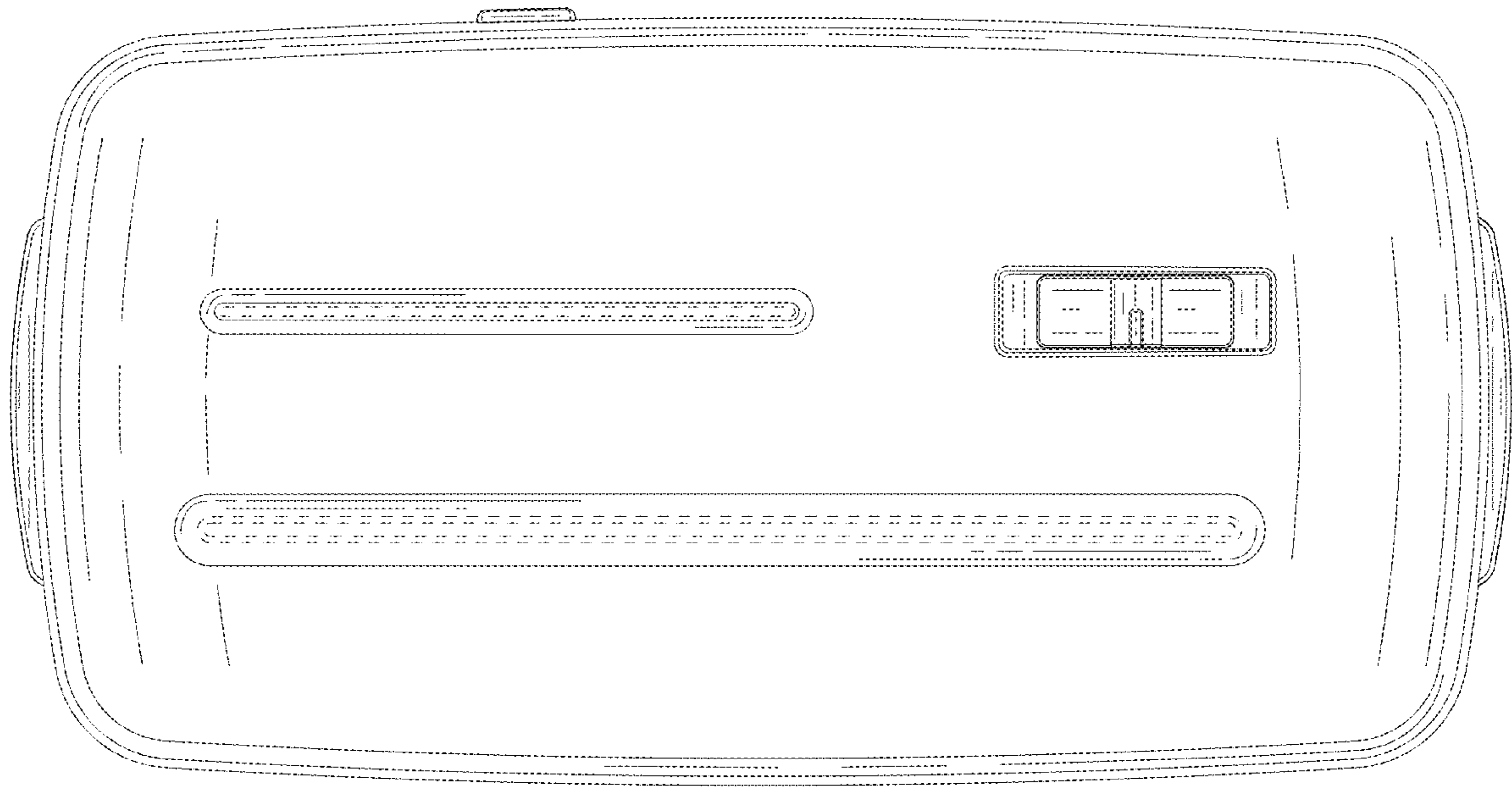


FIG. 6

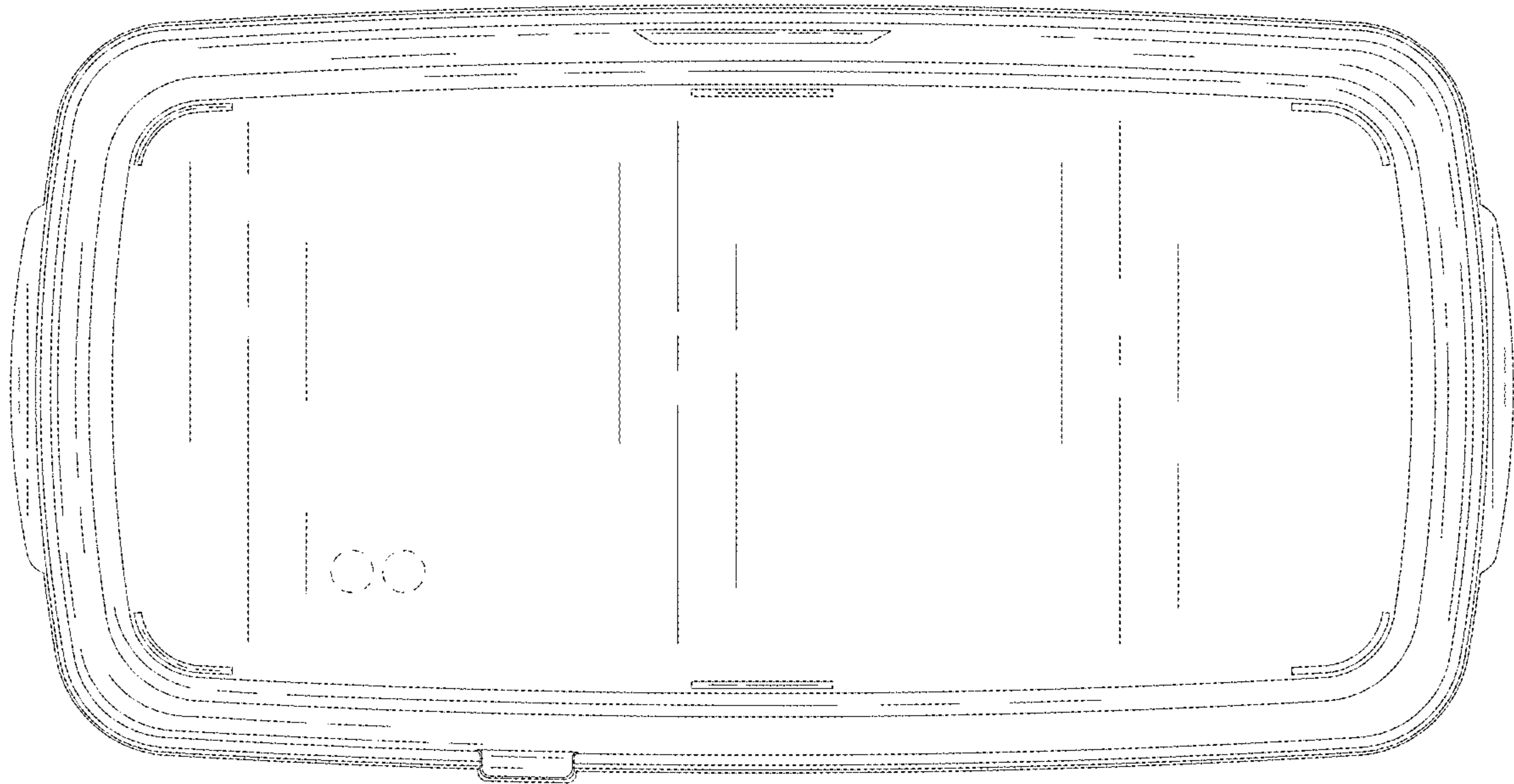


FIG. 7