



US00D958871S

(12) **United States Design Patent**
Hottinger

(10) **Patent No.:** **US D958,871 S**

(45) **Date of Patent:** **** Jul. 26, 2022**

(54) **GUITAR**

(71) Applicant: **Alec Henri Hottinger**, Manunda (AU)

(72) Inventor: **Alec Henri Hottinger**, Manunda (AU)

(**) Term: **15 Years**

(21) Appl. No.: **29/824,219**

(22) Filed: **Jan. 23, 2022**

Related U.S. Application Data

(63) Continuation of application No. 29/748,032, filed on Aug. 26, 2020, now Pat. No. Des. 945,522.

(51) **LOC (13) Cl.** **17-03**

(52) **U.S. Cl.**
USPC **D17/14**

(58) **Field of Classification Search**
USPC D17/14, 18, 19, 20, 99
CPC .. G10D 1/00; G10D 1/04; G10D 1/05; G10D 1/06; G10D 1/08; G10D 3/00; G10D 3/06; G10D 3/18
See application file for complete search history.

(56) **References Cited**

U.S. PATENT DOCUMENTS

D181,865 S * 1/1958 McCarty D17/14
D256,251 S * 8/1980 Grimes D17/14

D309,745 S * 8/1990 Matheny D17/20
D318,060 S * 7/1991 Fisher D17/14
D565,643 S * 4/2008 Li D17/18
D568,926 S * 5/2008 Clark D17/18
D780,255 S * 2/2017 Peixoto D17/14
D817,383 S * 5/2018 Hughes D17/14
D945,522 S * 3/2022 Hottinger D17/14

* cited by examiner

Primary Examiner — R. Johnson

(74) *Attorney, Agent, or Firm* — Brett A. Schenck

(57) **CLAIM**


The ornamental design for a guitar, as shown and described.

DESCRIPTION

FIG. 1 is a front and right perspective view of a guitar, showing my new design;
FIG. 2 is a front view thereof;
FIG. 3 is a rear view thereof;
FIG. 4 is a left side view thereof;
FIG. 5 is a right side view thereof;
FIG. 6 is a bottom view thereof; and,
FIG. 7 is a top view thereof.

The even length broken lines in the drawings depict portions of the guitar that form no part of the claimed design.

1 Claim, 5 Drawing Sheets



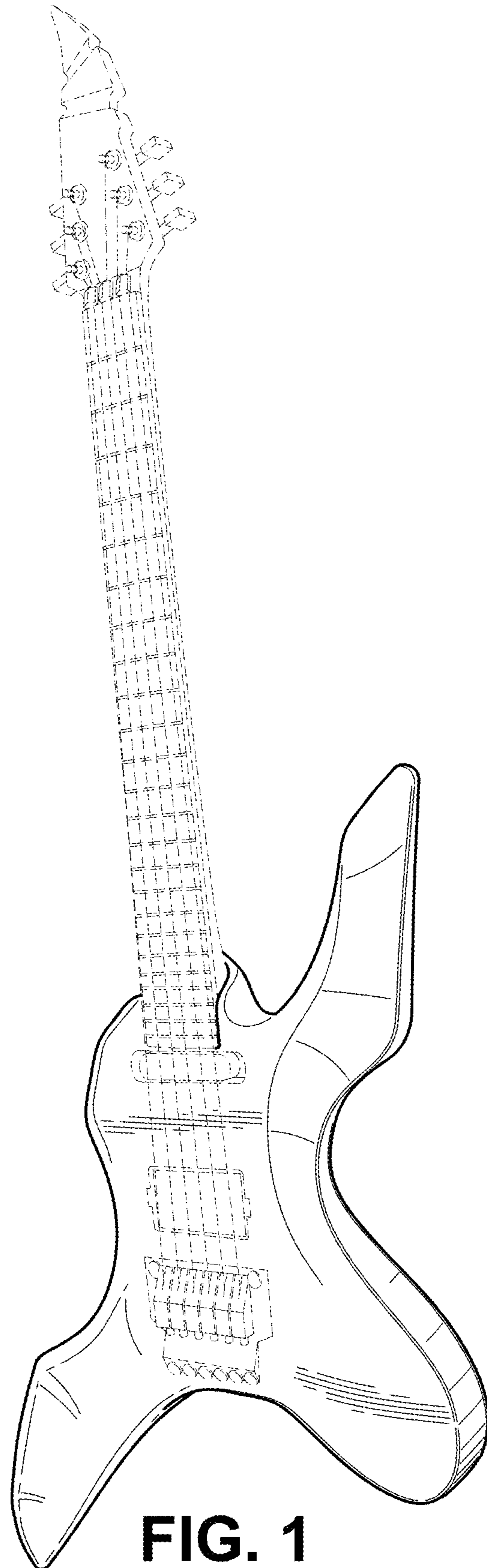


FIG. 1

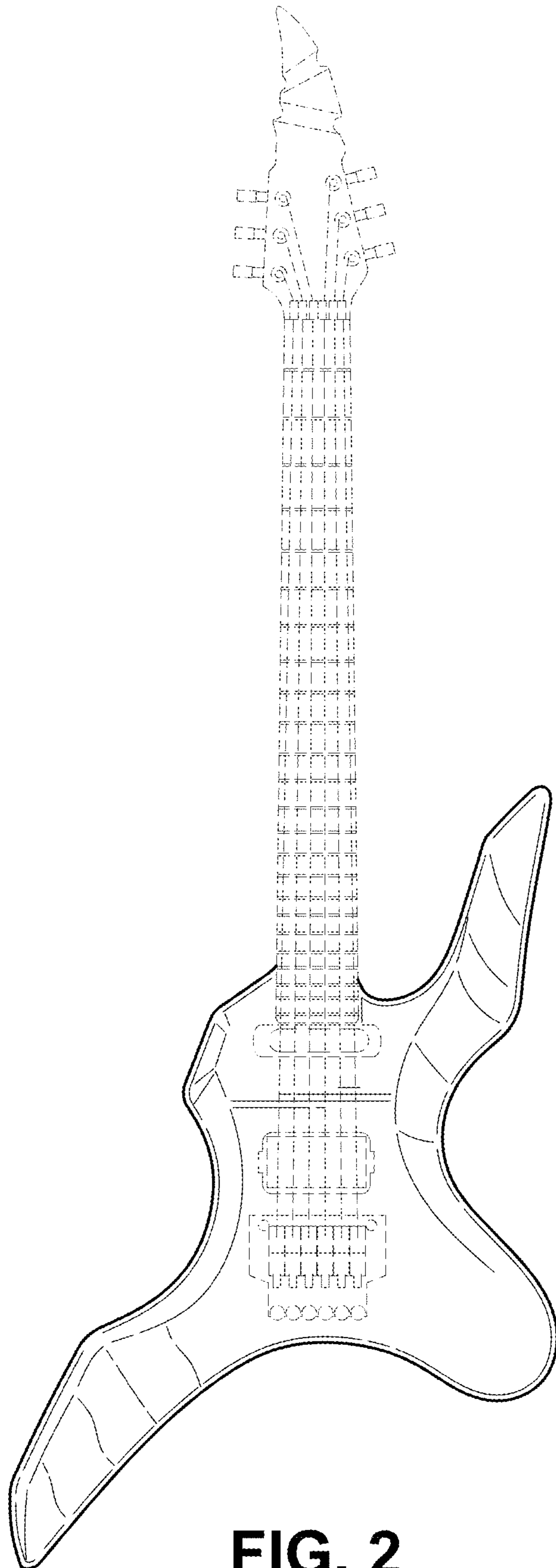


FIG. 2

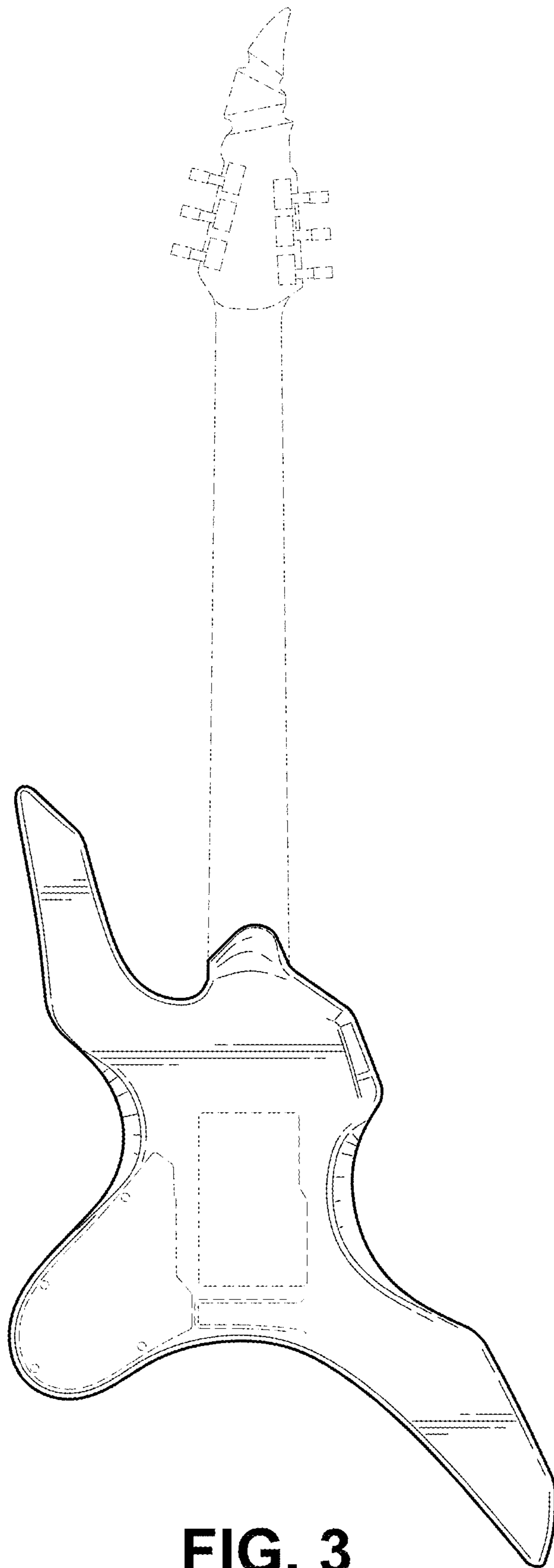


FIG. 3

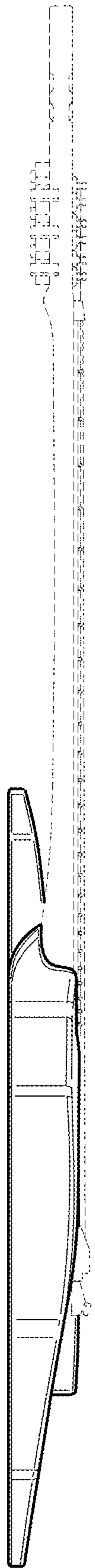


FIG. 4

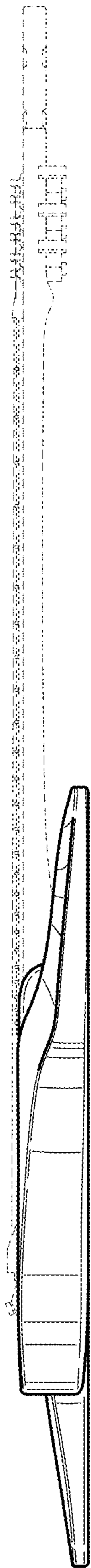


FIG. 5

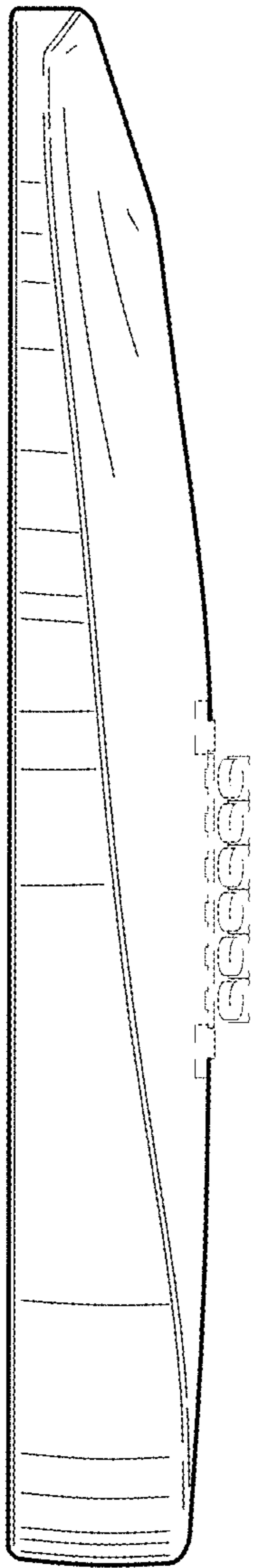


FIG. 6

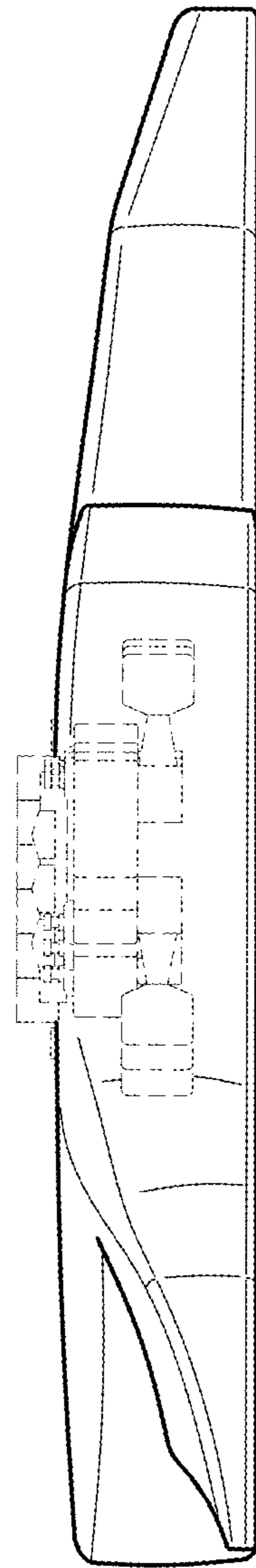


FIG. 7