



US00D958785S

(12) **United States Design Patent**
Jun

(10) **Patent No.:** **US D958,785 S**
(45) **Date of Patent:** **** Jul. 26, 2022**

(54) **SOLID STATE DRIVE MEMORY DEVICE**

(71) Applicant: **SAMSUNG ELECTRONICS CO., LTD.**, Suwon-si (KR)

(72) Inventor: **Gye-Jin Jun**, Suwon-si (KR)

(73) Assignee: **SAMSUNG ELECTRONICS CO., LTD.**, Suwon-si (KR)

(**) Term: **15 Years**

(21) Appl. No.: **29/759,188**

(22) Filed: **Nov. 20, 2020**

(30) **Foreign Application Priority Data**

Jul. 9, 2020 (KR) 30-2020-0031426

(51) **LOC (13) Cl.** **14-02**

(52) **U.S. Cl.**
USPC **D14/348**; D14/363

(58) **Field of Classification Search**
USPC D14/348, 353, 354, 355, 356, 357, 358,
D14/361, 362, 370, 432, 433, 435, 434,
D14/453.1, 299, 383, 384, 385, 436, 474,
D14/480, 440, 125, 135, 155, 496, 242,
D14/203.1, 203.3, 214, 341, 345, 437,
D14/438, 439, 480.1, 480.3, 480.5, 480.6,
D14/480.7, 507, 510, 511, 230.4
CPC G06F 1/1632; G06F 1/1684; G06F 3/0673;
G06F 3/0674; G06F 11/3044; G06F
13/122; G06F 13/382; G06F 13/385;
G06K 19/041; G06K 19/07732; H05K
5/0004; H05K 5/0278; H05K 5/03; H05K
5/00; H05K 5/0043; H05K 5/0047; H05K
5/0052; H05K 5/0217; H05K 5/0243;
H05K 5/0286

See application file for complete search history.

(56) **References Cited**

U.S. PATENT DOCUMENTS

D436,959 S * 1/2001 Reynolds D14/368
D450,695 S * 11/2001 Reynolds D14/368
D459,347 S * 6/2002 Freitag D14/314

(Continued)

FOREIGN PATENT DOCUMENTS

CN 304030144 S 2/2017
CN 304794705 S 8/2018

(Continued)

OTHER PUBLICATIONS

Samsung X5 portable SSD. Samsung, amazon.com (online) 14 pages. Posted Aug. 28, 2018. [Retrieved Jan. 12, 2022] https://www.amazon.com/dp/B07GBWZJFG/ref=cm_sw_em_r_mt_dp_7Q3WYD4Z8JE838B9202S (Year: 2018).*

(Continued)

Primary Examiner — Kathleen L Jones

Assistant Examiner — Cole Sanders Holman

(74) *Attorney, Agent, or Firm* — Sughrue Mion, PLLC

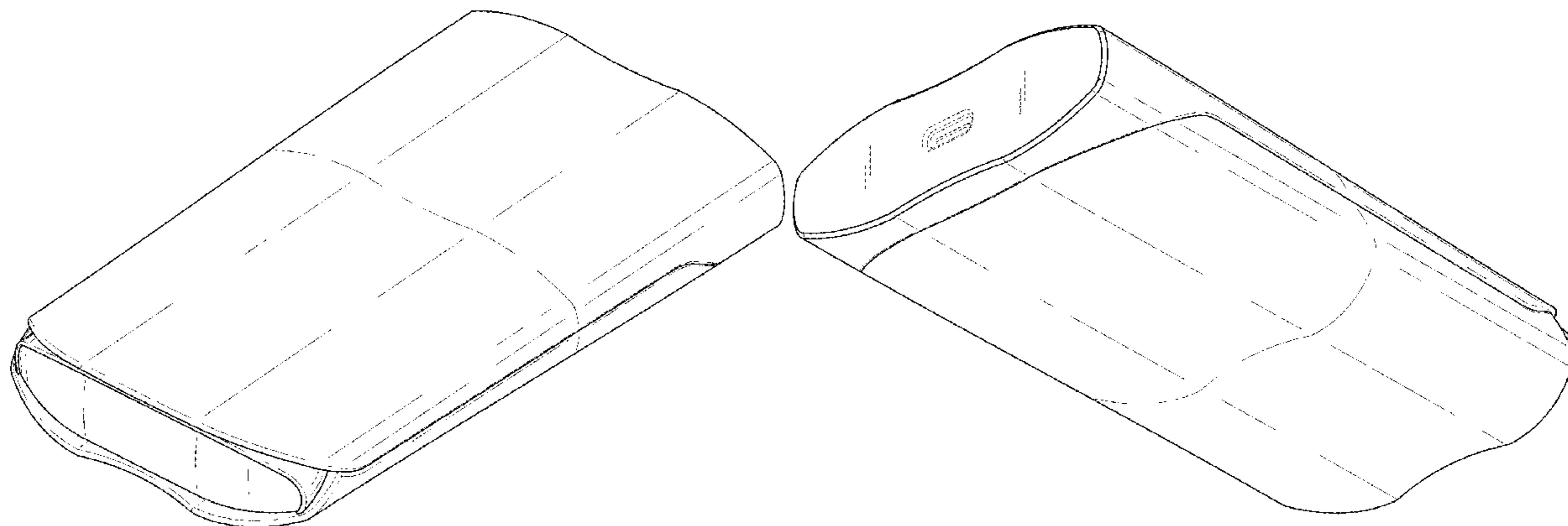
(57) **CLAIM**

The ornamental design for a solid state drive memory device, as shown and described.

DESCRIPTION

FIG. 1 is a front perspective view of a solid state drive memory device;
FIG. 2 is a front view thereof;
FIG. 3 is a rear view thereof;
FIG. 4 is a left-side view thereof;
FIG. 5 is a right-side view thereof;
FIG. 6 is a top plan view thereof;
FIG. 7 is a bottom plan view thereof; and,
FIG. 8 is a bottom-rear perspective view thereof.
The evenly dashed broken lines in the figures depict portions of the solid state drive memory device that form no part of the claimed design.

1 Claim, 8 Drawing Sheets



(56)

References Cited

U.S. PATENT DOCUMENTS

D607,462 S * 1/2010 Chen D14/480.5
D628,579 S * 12/2010 Landry D14/480.5
D788,106 S * 5/2017 Lin D14/356
D917,472 S * 4/2021 Kwon D14/348
D923,010 S * 6/2021 Zhang D14/433

FOREIGN PATENT DOCUMENTS

CN 30547270 S 12/2019
JP D1129501 S 12/2001
JP D1397150 S 9/2012

OTHER PUBLICATIONS

Adata SE800. Adata, amazon.com (online) 14 pages. Posted Sep. 1, 2019. [Retrieved Jan. 12, 2022] https://www.amazon.com/dp/B07V1H939C/ref=cm_sw_em_r_mt_dp_HKX6J5VS87Z2J4SZ12BT (Year: 2019).*

* cited by examiner

FIG. 1

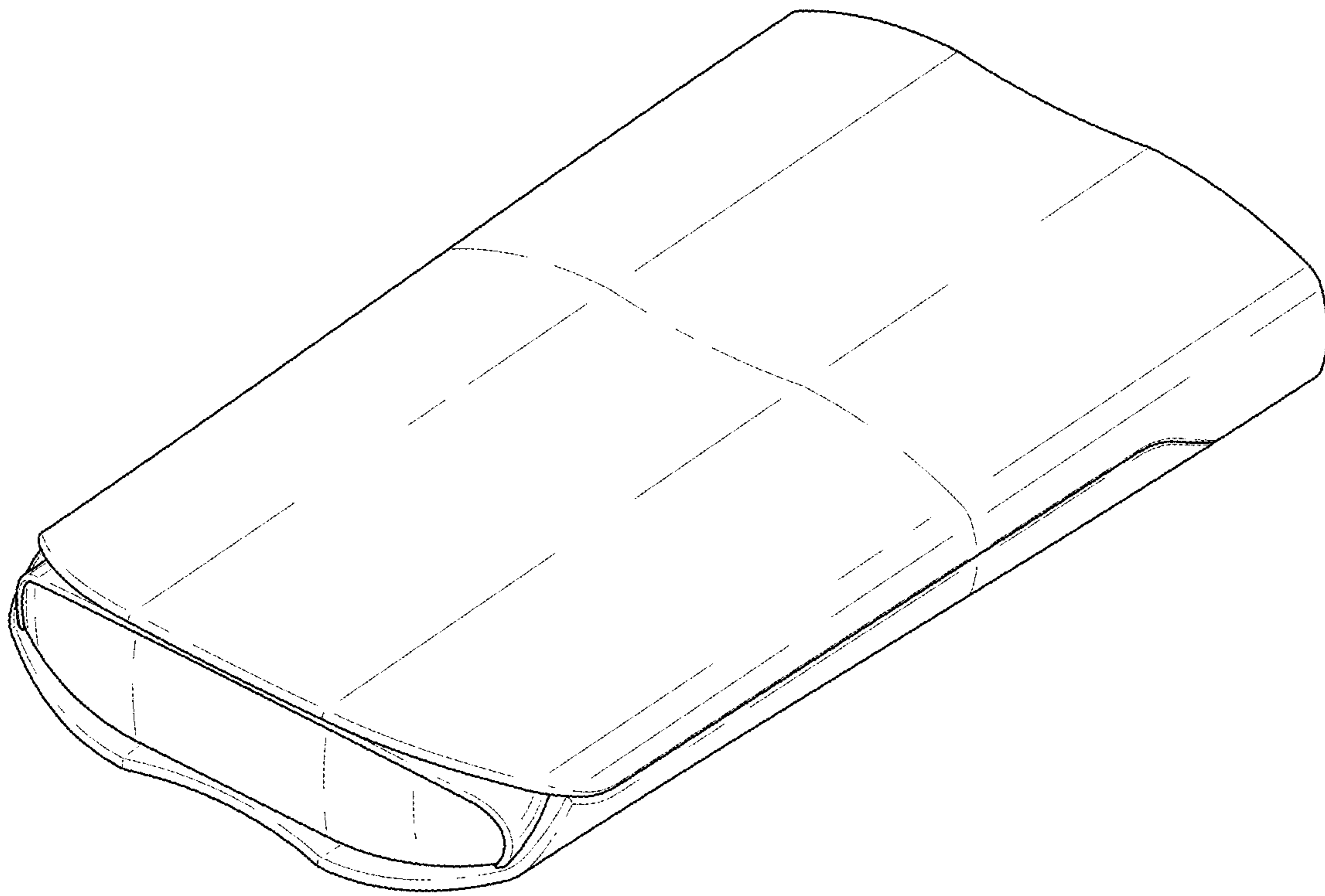


FIG. 2

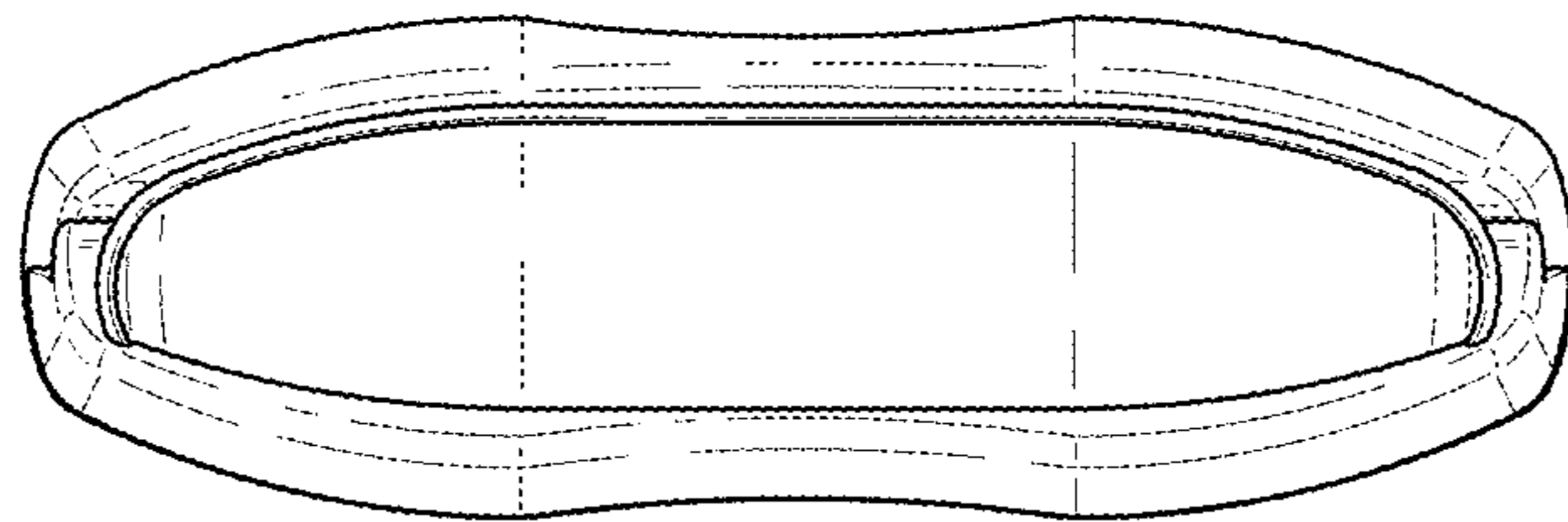


FIG. 3

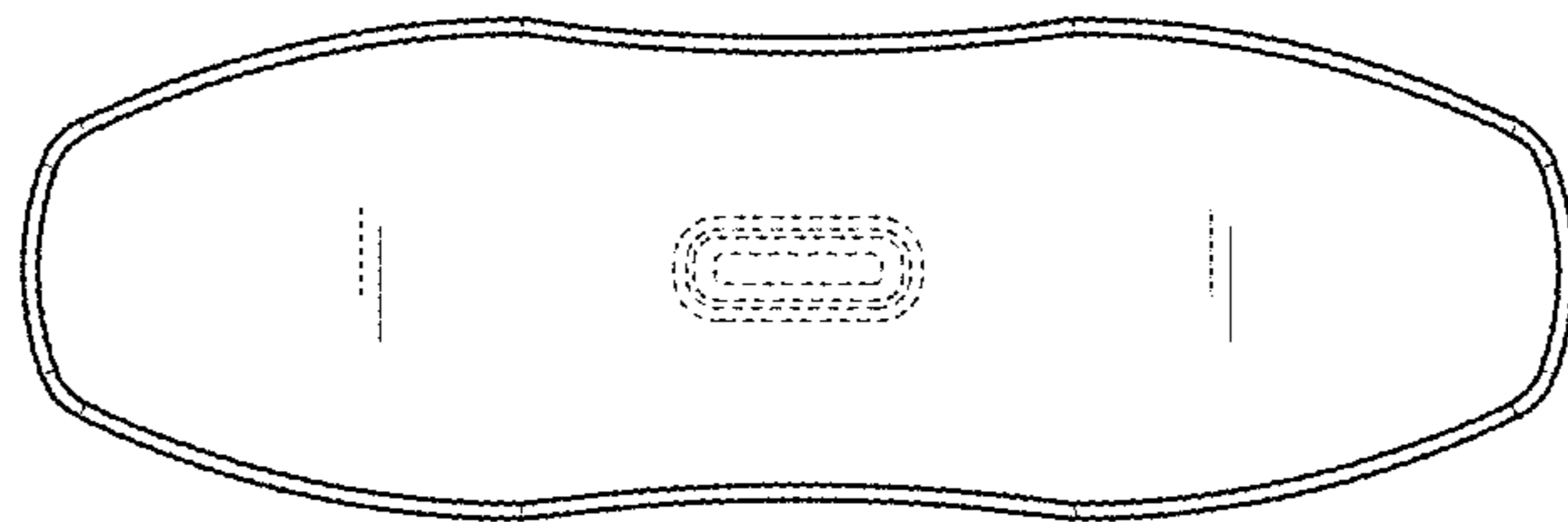


FIG. 4




FIG. 5

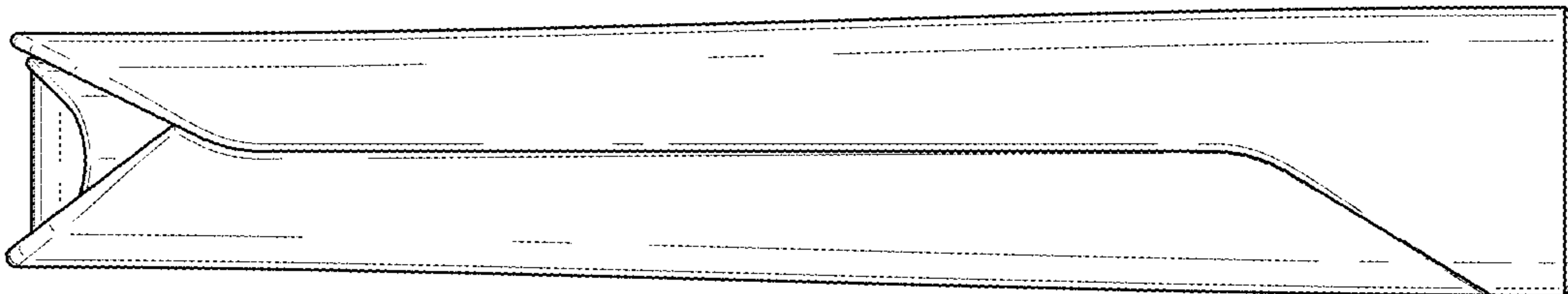


FIG. 6




FIG. 7




FIG. 8

