



US00D958759S

(12) **United States Design Patent**
Deng

(10) **Patent No.:** **US D958,759 S**

(45) **Date of Patent:** **** Jul. 26, 2022**

(54) **SWITCH**

(71) Applicant: **Wenqiang Deng**, Sichuan (CN)

(72) Inventor: **Wenqiang Deng**, Sichuan (CN)

(**) Term: **15 Years**

(21) Appl. No.: **29/765,620**

(22) Filed: **Jan. 11, 2021**

(51) **LOC (13) Cl.** **13-03**

(52) **U.S. Cl.**
USPC **D13/158**; D13/168

(58) **Field of Classification Search**
USPC D8/331, 347; D10/40, 78, 86, 106.1,
D10/106.6, 118.2; D13/103, 107, 108,
D13/153, 158, 165, 168, 171, 180;
D14/125, 155, 158, 205, 217, 218, 226,
D14/230, 238.1, 435.1, 496; D16/203,
D16/208; D17/99; D21/333, 206, 215;
D26/28, 37, 52, 63, 138; D24/206, 215
CPC H01R 12/62; F21S 4/10; H01H 1/5866;
H01H 9/0228; H01H 19/001
See application file for complete search history.

(56) **References Cited**

U.S. PATENT DOCUMENTS

D534,150 S *	12/2006	Griffin	D14/155
D546,472 S *	7/2007	Wu	D24/215
D574,527 S *	8/2008	Squires	D26/37
D606,980 S *	12/2009	Bradford	D14/218
D619,558 S *	7/2010	Seil	D14/155
D684,122 S *	6/2013	Strater	D13/153

D726,831 S *	4/2015	Lee	D14/218
D743,381 S *	11/2015	Pi	D14/218
9,332,615 B1 *	5/2016	Peng	H01H 9/0228
D840,954 S *	2/2019	Wu	D13/168
D910,580 S *	2/2021	Zhu	D13/168
D917,404 S *	4/2021	Xu	D13/168
2012/0305375 A1 *	12/2012	Kwok	H01H 1/5866 200/293

OTHER PUBLICATIONS

E-outstanding, Date: Nov. 19, 2019, [online], [site visited Mar. 25, 2022]. Available from internet, URL: <https://www.amazon.com/outstanding-Inline-Switch-White-Button/dp/B081R7Z6PM> (Year: 2019).*

* cited by examiner

Primary Examiner — Shawn T Gingrich
Assistant Examiner — Bryan N. Melvin

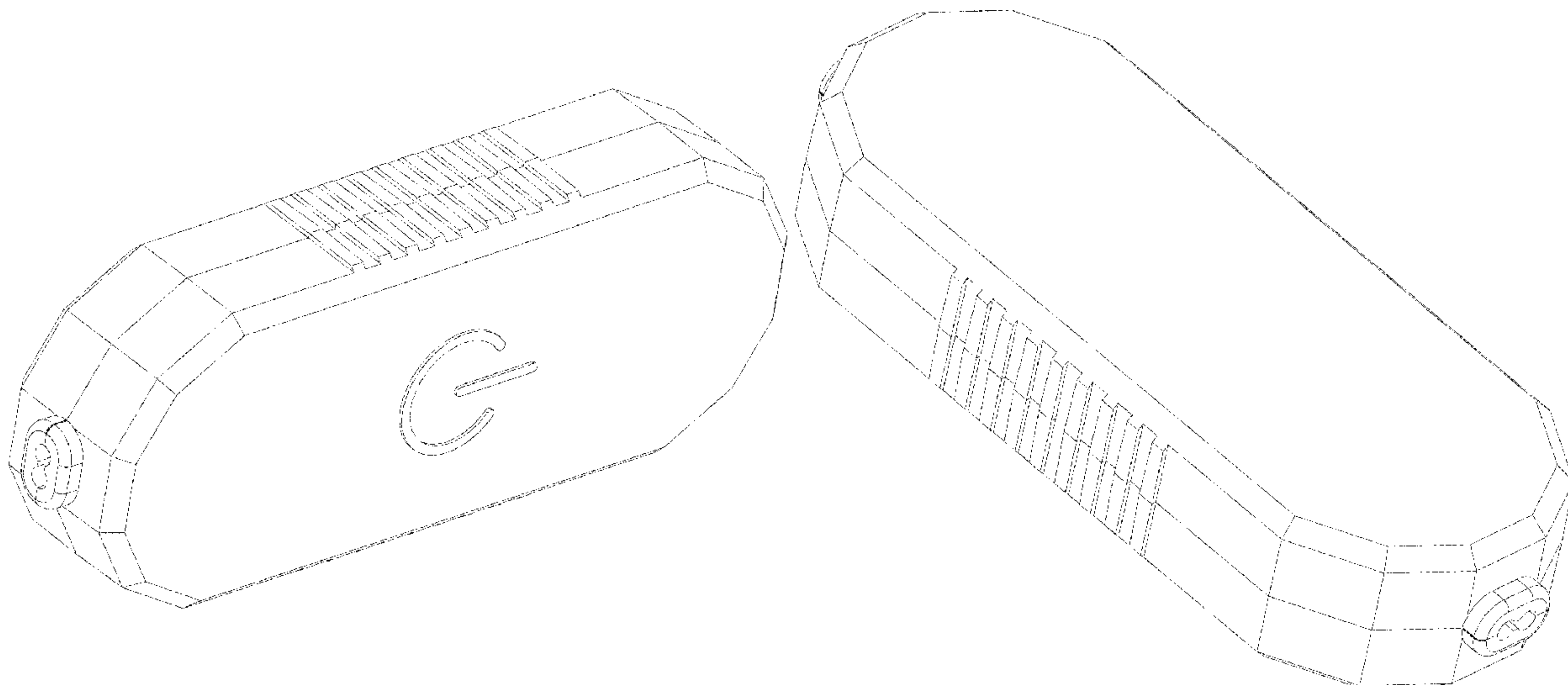
(57) **CLAIM**

The ornamental design for a switch, as shown and described.

DESCRIPTION

FIG. 1 is a front elevational view of a switch showing my new design;
FIG. 2 is a rear elevational view thereof;
FIG. 3 is an enlarged left side view thereof;
FIG. 4 is an enlarged right side view thereof;
FIG. 5 is a top plan view thereof;
FIG. 6 is a bottom plan view thereof;
FIG. 7 is a perspective view thereof; and,
FIG. 8 is another perspective view thereof.

1 Claim, 8 Drawing Sheets



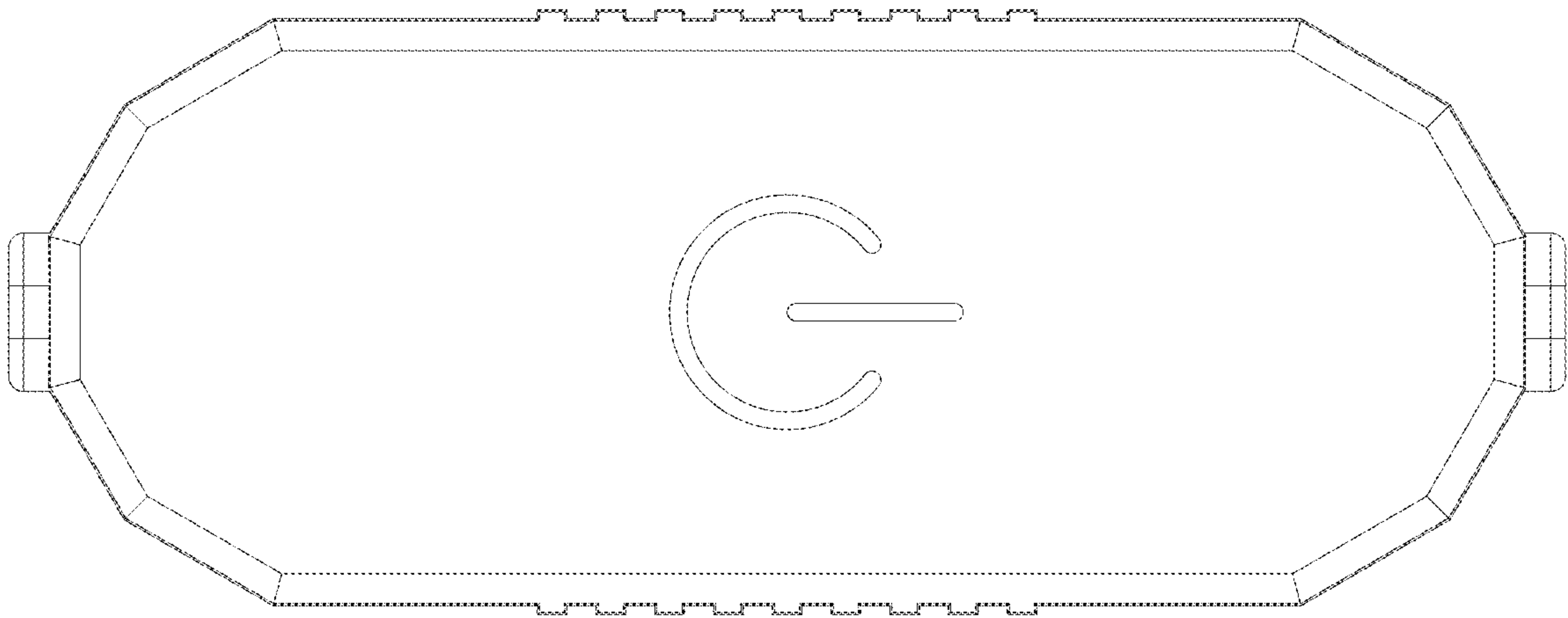


FIG. 1




FIG. 2

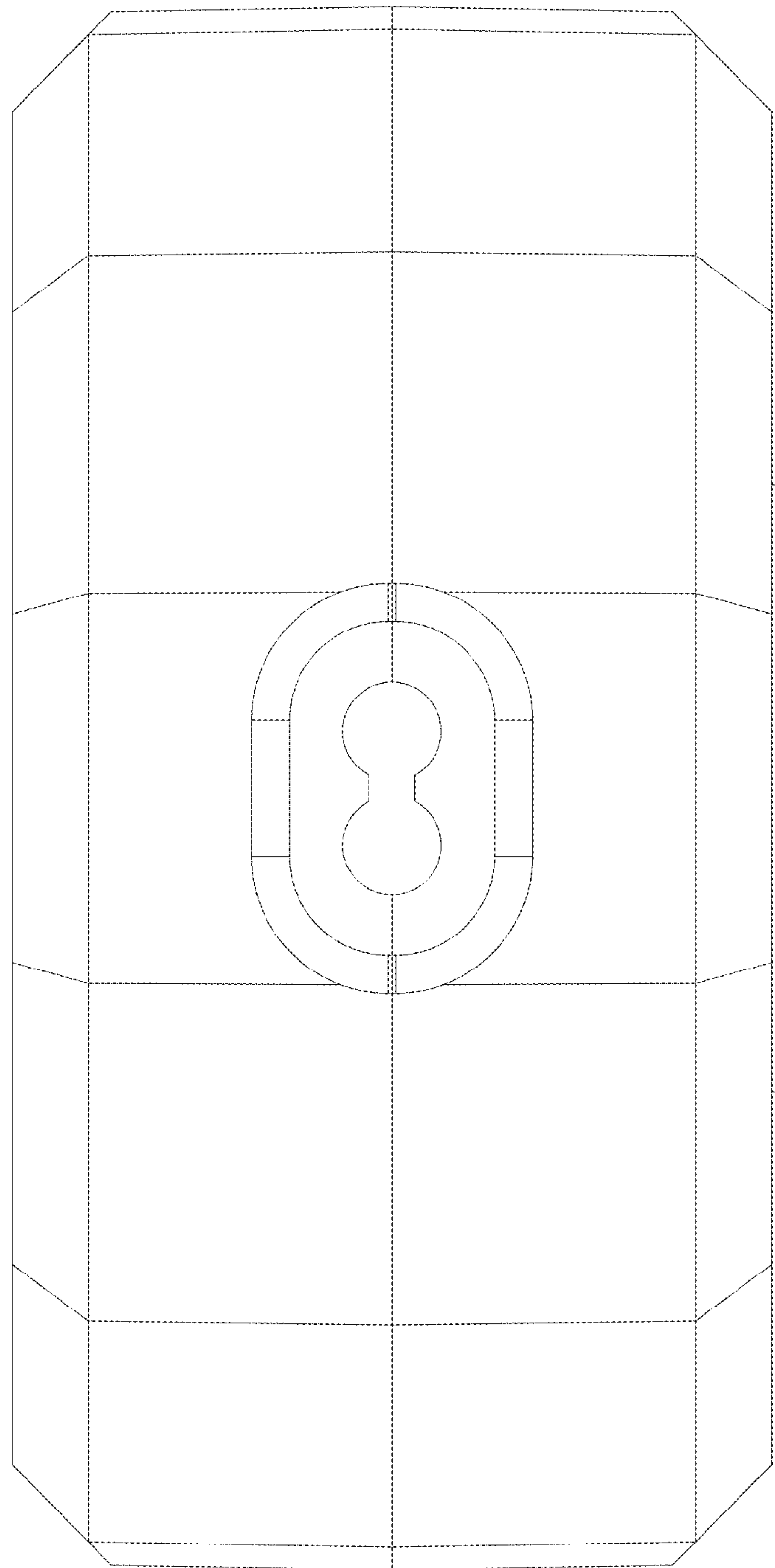


FIG. 3

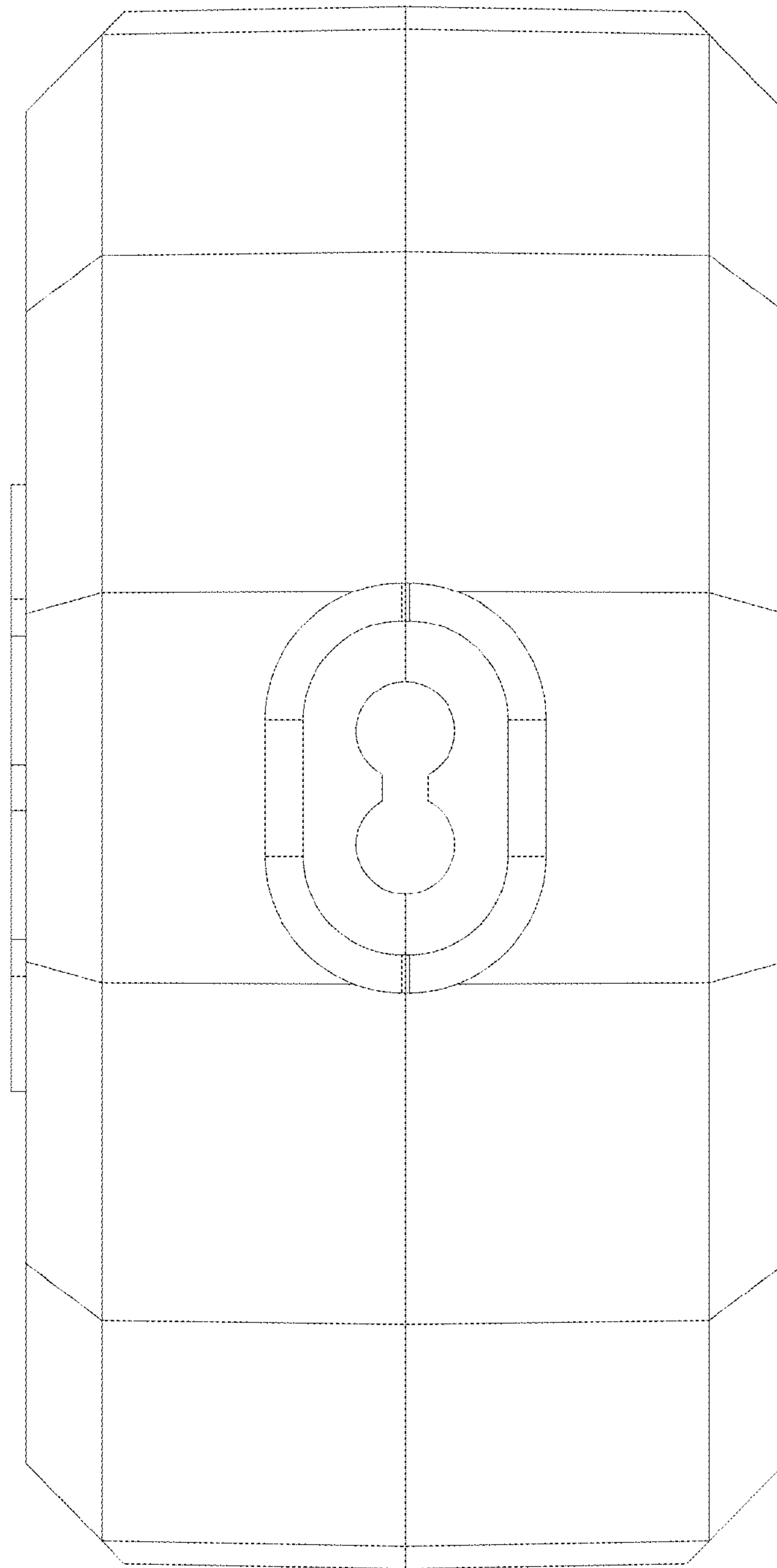


FIG. 4

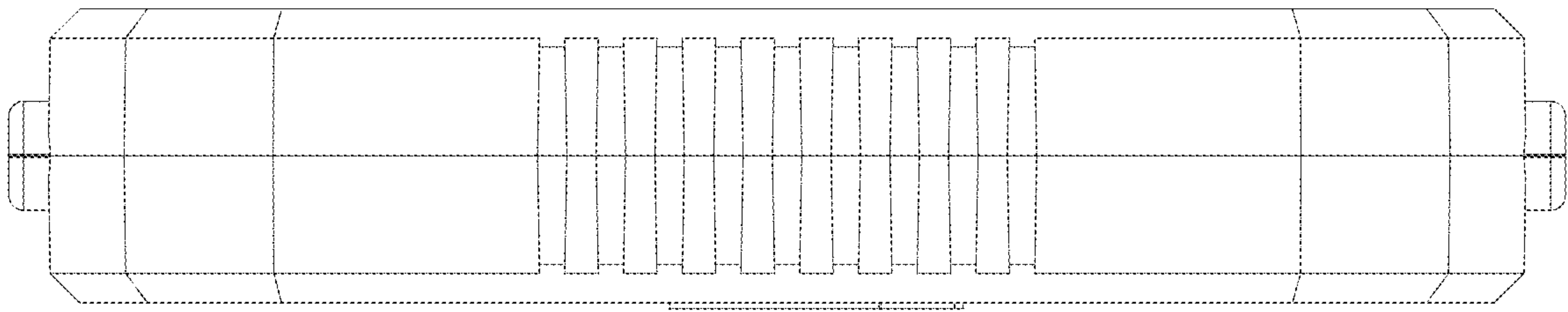


FIG. 5

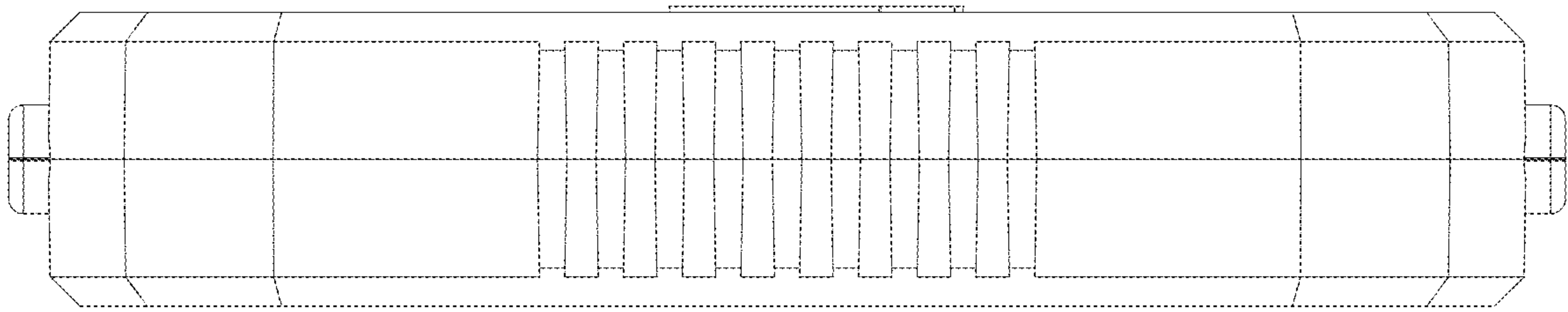


FIG. 6

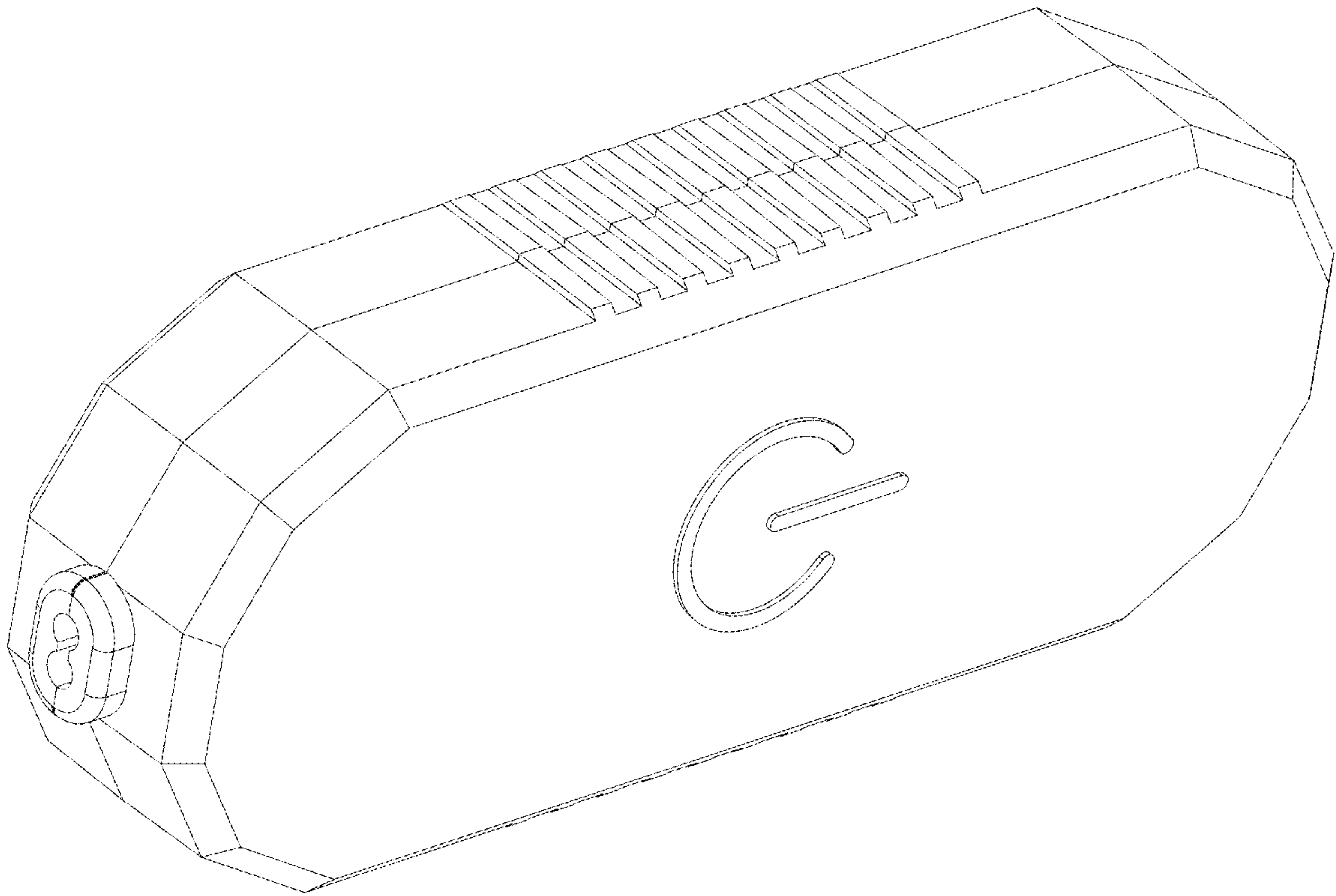


FIG. 7

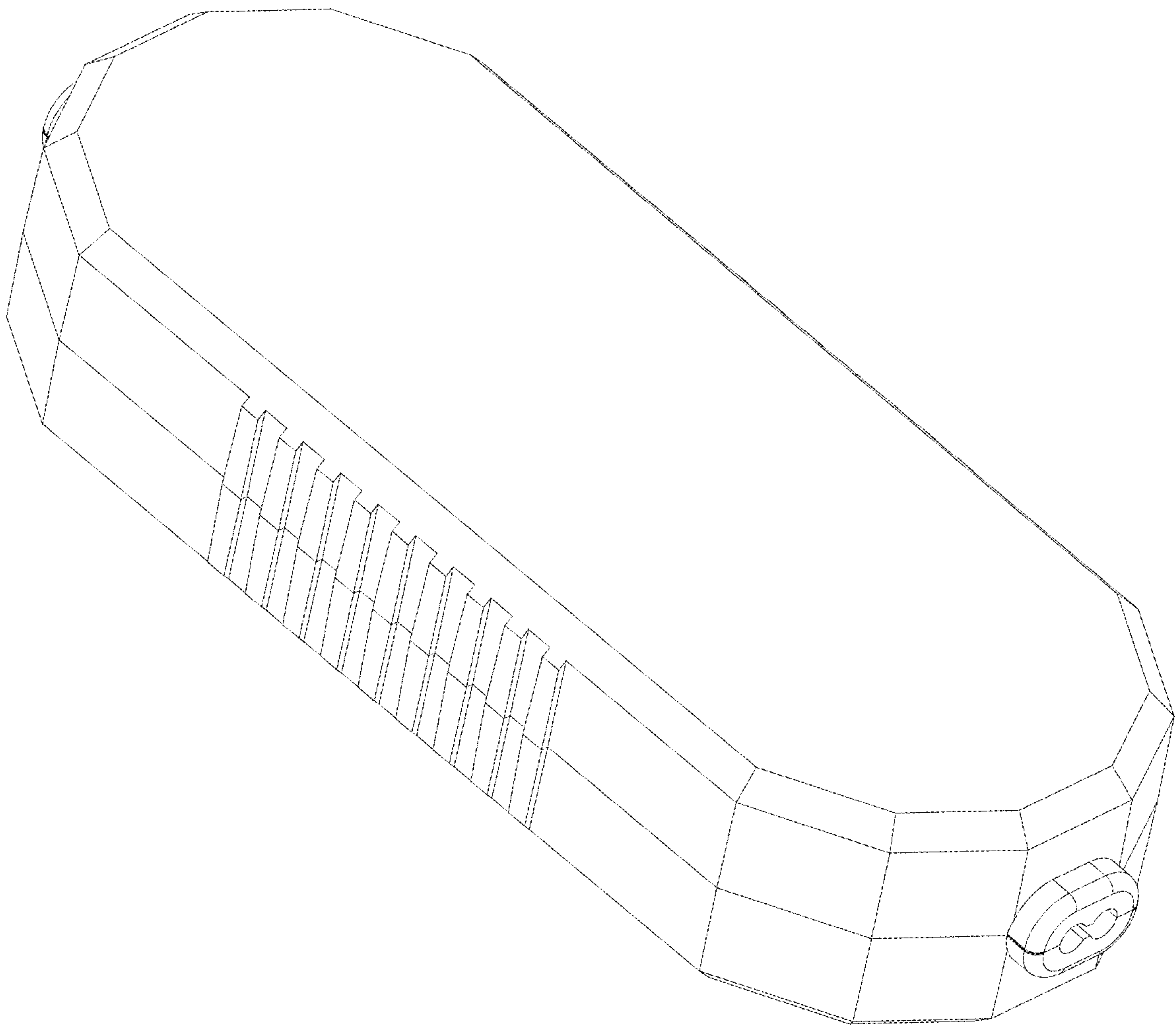


FIG. 8