



US00D958758S

(12) **United States Design Patent**  
**Shimoyama**

(10) **Patent No.:** **US D958,758 S**

(45) **Date of Patent:** **\*\* Jul. 26, 2022**

(54) **MEZZANINE CONNECTOR HOUSING**

(71) Applicant: **Yamaichi Electronics Co., Ltd.**, Tokyo (JP)

(72) Inventor: **Takahiro Shimoyama**, Tokyo (JP)

(73) Assignee: **YAMAICHI ELECTRONICS CO., LTD.**, Tokyo (JP)

(\*\*) Term: **15 Years**

(21) Appl. No.: **29/737,484**

(22) Filed: **Jun. 9, 2020**

(30) **Foreign Application Priority Data**

Dec. 12, 2019 (JP) ..... 2019-027528

(51) **LOC (13) Cl.** ..... **13-03**

(52) **U.S. Cl.**  
USPC ..... **D13/147; D13/133**

(58) **Field of Classification Search**  
USPC ..... D13/107, 110, 118, 120, 123, 125, 133,  
D13/146-147, 149, 154, 184, 199  
CPC .... H01R 13/24; H01R 13/50; H01R 13/2492;  
H01R 13/6582; H01R 43/20; H01R  
12/73; H01L 23/49861; H02B 1/056  
See application file for complete search history.

(56) **References Cited**

**U.S. PATENT DOCUMENTS**

D611,420	S	*	3/2010	Takada	.....	D13/147
D611,421	S	*	3/2010	Takada	.....	D13/147
D697,489	S	*	1/2014	Smith	.....	D13/147
D704,653	S	*	5/2014	Smith	.....	D13/147
D704,655	S	*	5/2014	Smith	.....	D13/147
D704,657	S	*	5/2014	Smith	.....	D13/147
D704,659	S	*	5/2014	Smith	.....	D13/147

D704,661	S	*	5/2014	Smith	.....	D13/147
D704,663	S	*	5/2014	Smith	.....	D13/147
D705,173	S	*	5/2014	Smith	.....	D13/147
D804,422	S	*	12/2017	Sasaki	.....	D13/147
10,084,257	B2	*	9/2018	Pelozo	.....	H01R 12/73
2021/0257771	A1	*	8/2021	Shimoyama	.....	H01R 13/50

\* cited by examiner

*Primary Examiner* — Shawn T Gingrich

*Assistant Examiner* — Bryan N. Melvin

(74) *Attorney, Agent, or Firm* — Hamilton, Brook, Smith & Reynolds, P.C.

(57) **CLAIM**

The ornamental design for mezzanine connector housing, as shown and described.

**DESCRIPTION**

FIG. 1 is a front view of a mezzanine connector housing, showing our new design in an embodiment;  
 FIG. 2 is a rear view thereof;  
 FIG. 3 is a top view thereof;  
 FIG. 4 is a bottom view thereof;  
 FIG. 5 is a left side view thereof;  
 FIG. 6 is a right side view thereof;  
 FIG. 7 is a first perspective view thereof;  
 FIG. 8 is a second perspective view thereof;  
 FIG. 9 is a reference disassembled perspective view indicating an example state of the mezzanine connector housing with a plug; and,  
 FIG. 10 is a reference perspective view indicating an example state of use thereof.  
 The plug in FIGS. 9 and 10 is provided to illustrate an environment related to the claimed design and forms no part of the claimed design. The broken lines in the drawings illustrate environment and portions of the mezzanine connector housing that form no part of the claimed design.

**1 Claim, 4 Drawing Sheets**

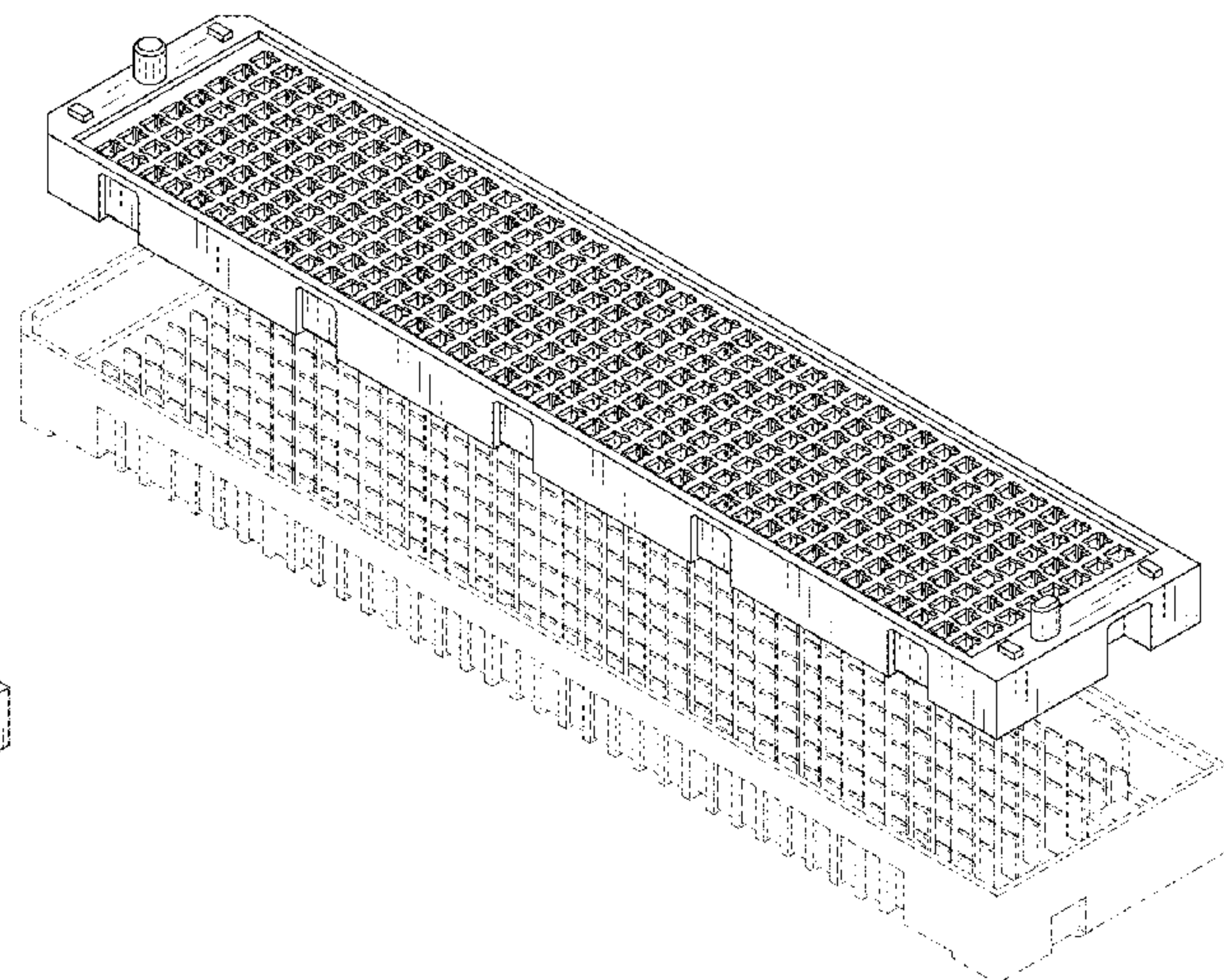
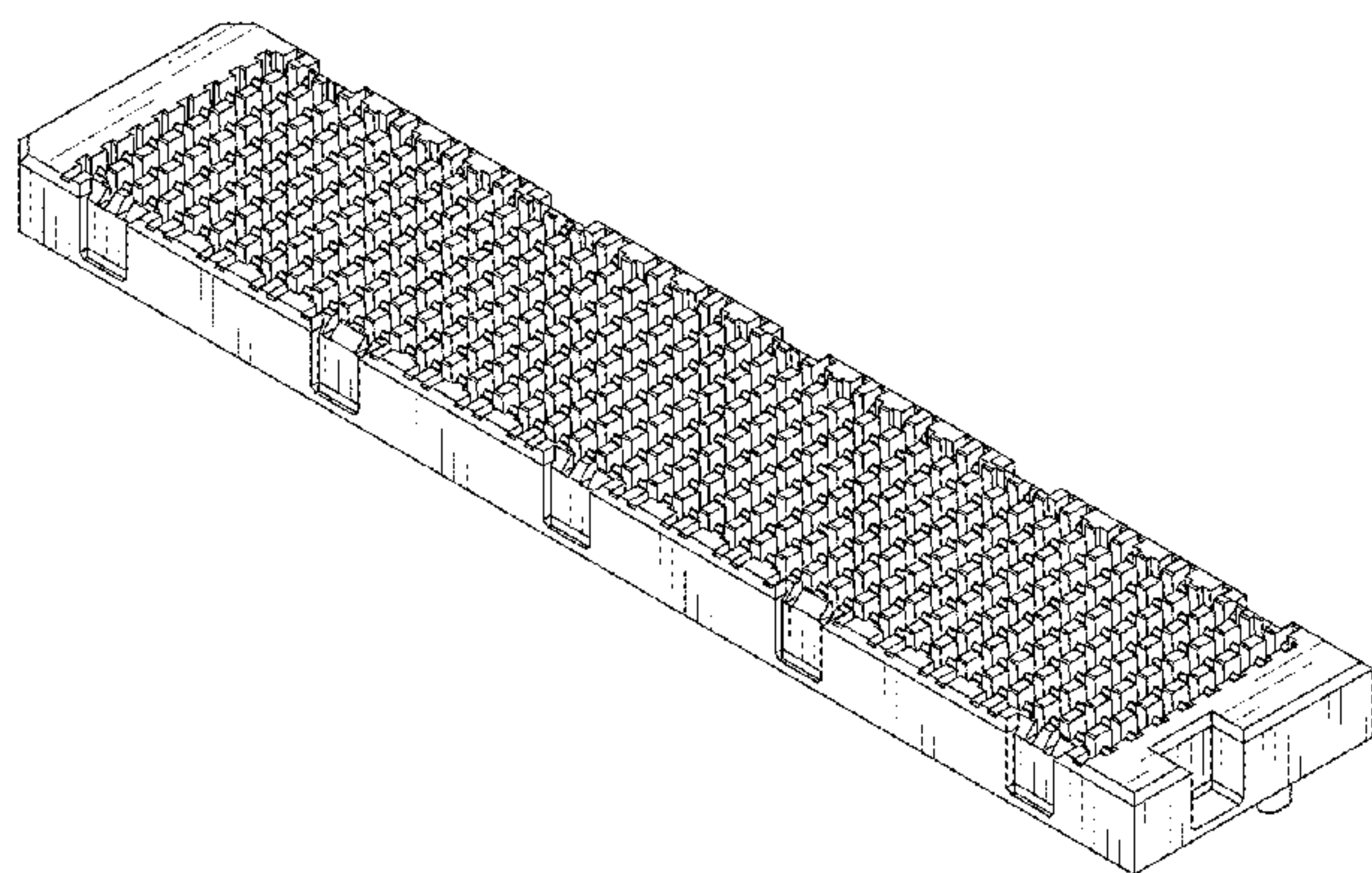




FIG. 1

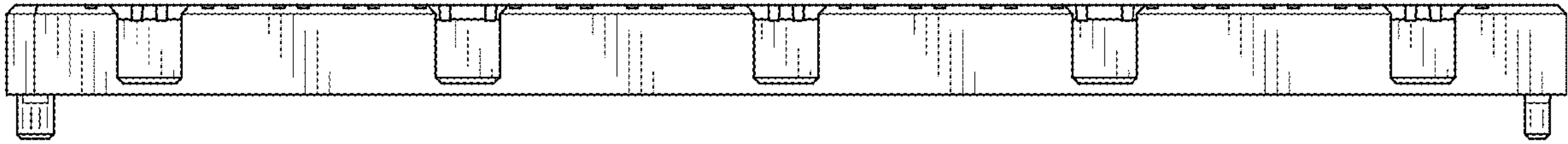


FIG. 2

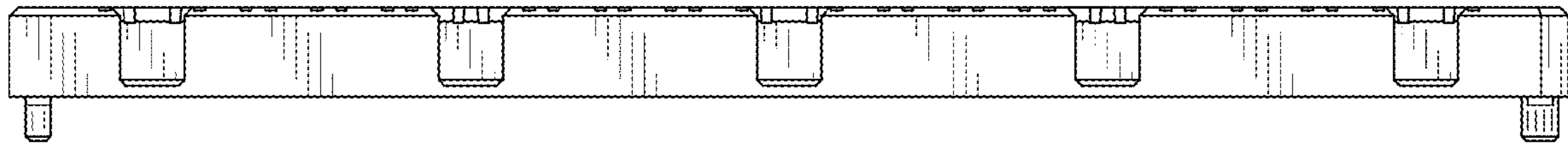


FIG. 3

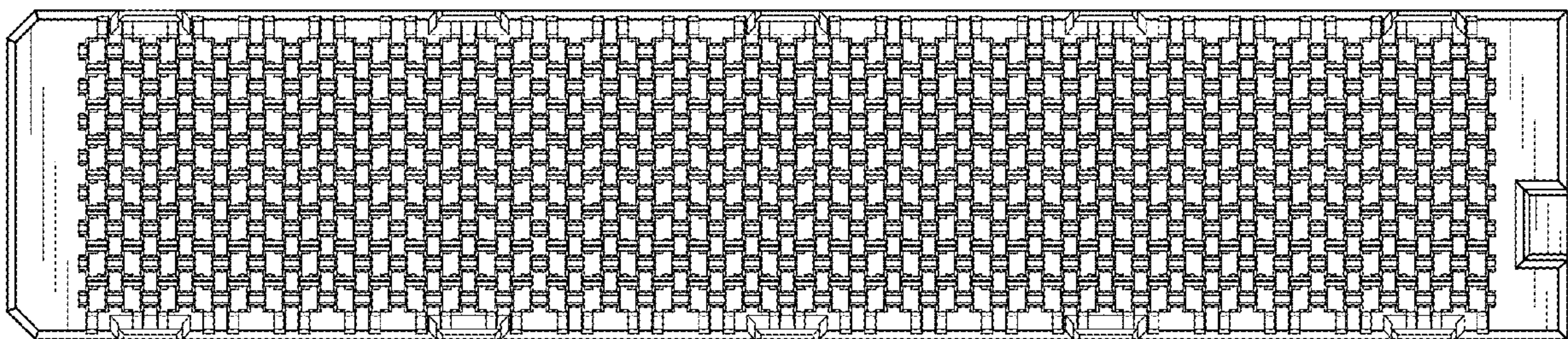


FIG. 4




FIG. 5

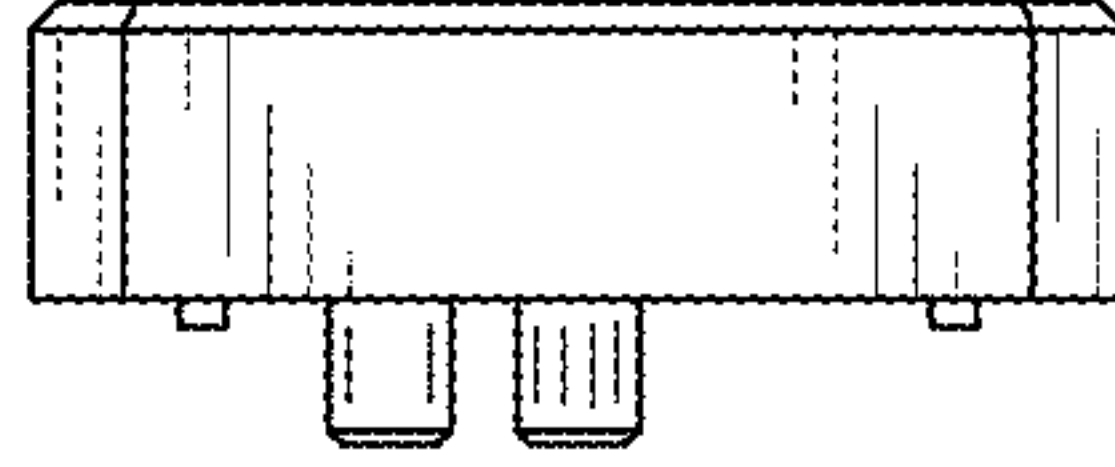


FIG. 6

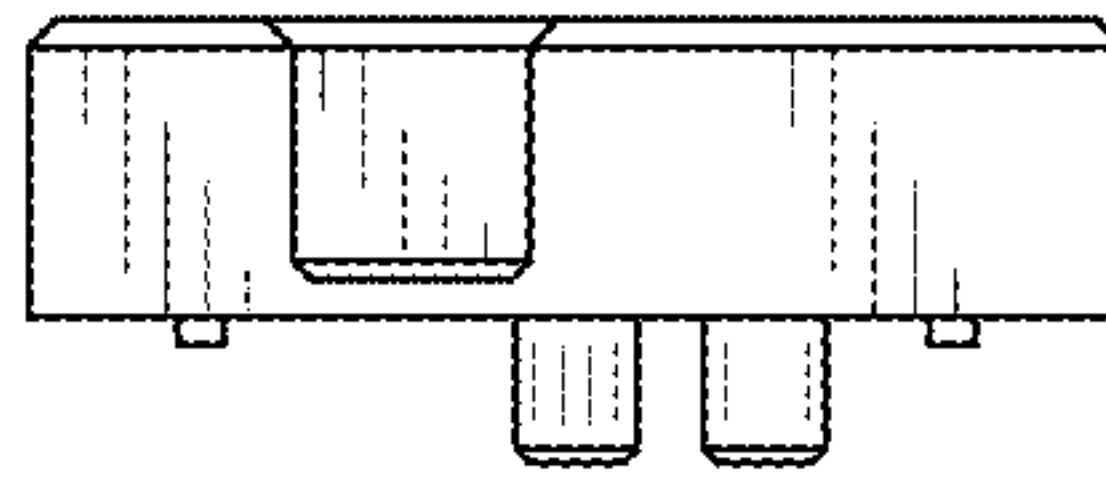


FIG. 7

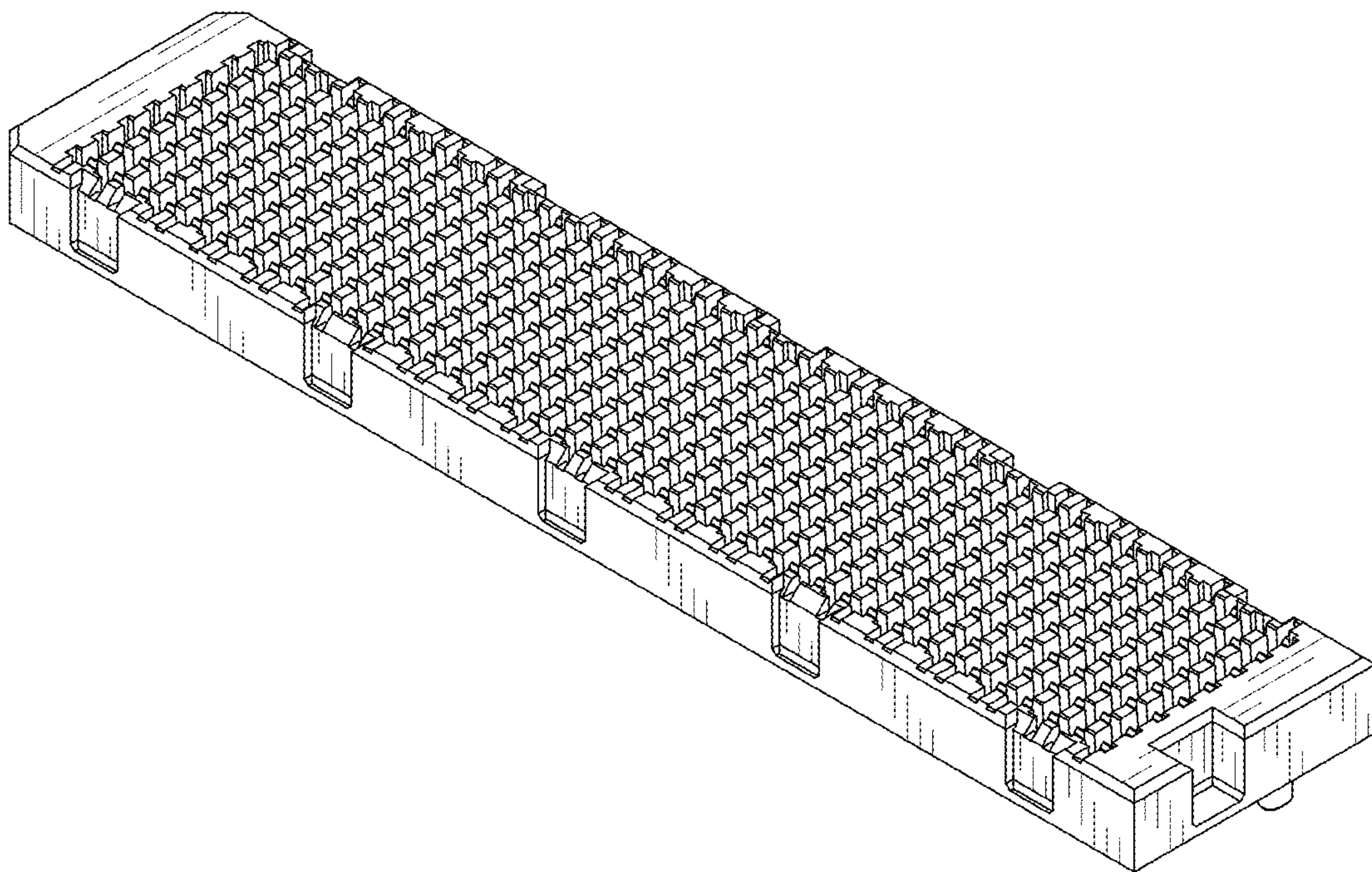




FIG. 8

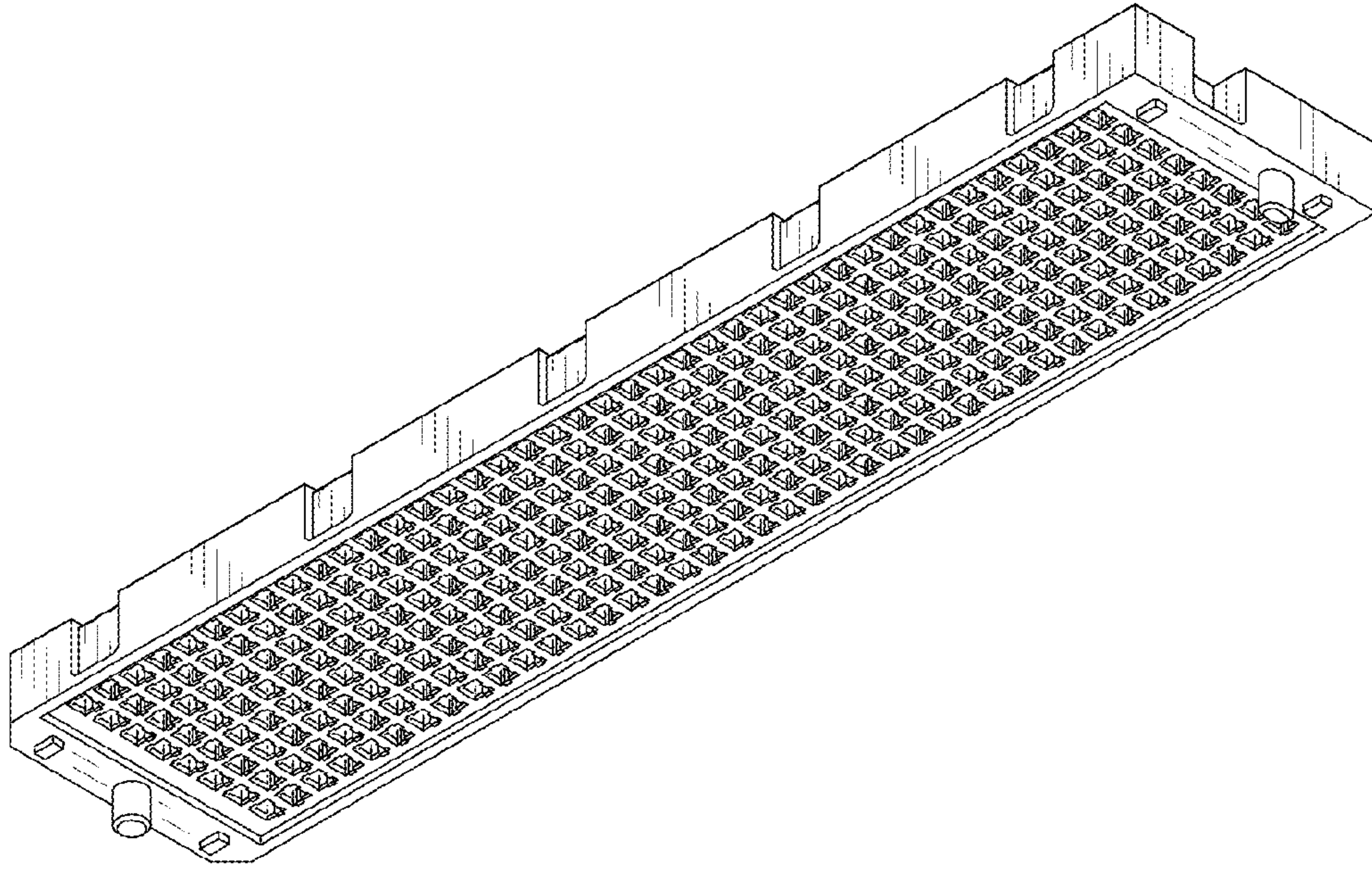


FIG. 9

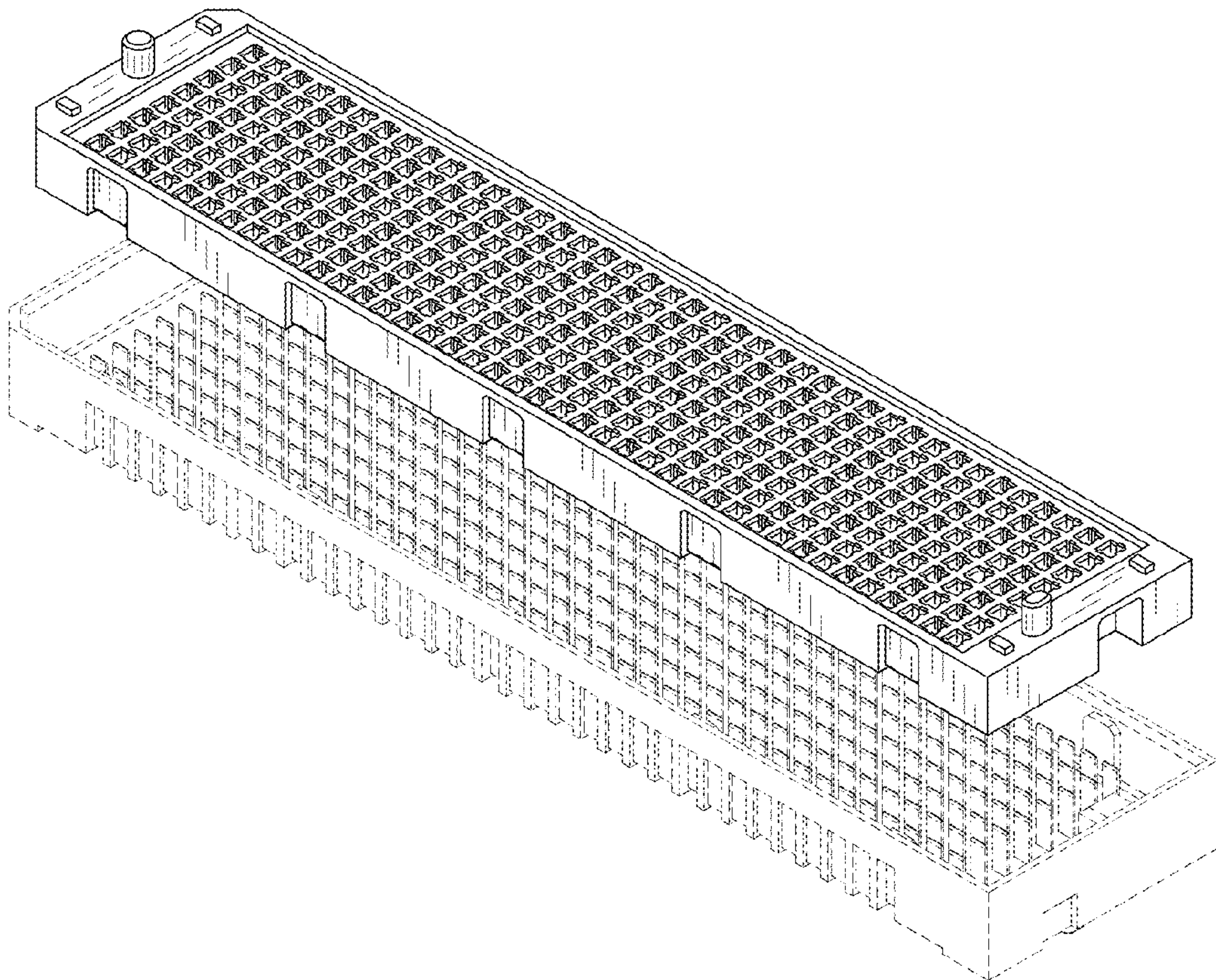




FIG. 10

