



US00D958730S

(12) **United States Design Patent**  
**Lin et al.**

(10) **Patent No.:** **US D958,730 S**  
(45) **Date of Patent:** **\*\* Jul. 26, 2022**

(54) **SOLAR PANEL**

FOREIGN PATENT DOCUMENTS

(71) Applicant: **SUNPOWER CORPORATION**, San Jose, CA (US)

EM 000034350-0001 4/2003  
EM 001955030-0002 11/2011

(Continued)

(72) Inventors: **Yafu Lin**, San Jose, CA (US); **Richard Perkins**, San Jose, CA (US); **Jianfang Si**, Kunshan (CN)

OTHER PUBLICATIONS

(73) Assignee: **SUNPOWER CORPORATION**, San Jose, CA (US)

Solar Panels. (Design—© Questel) orbit.com. [Online PDF compilation of references] 69 pgs. Print Dates Range Sep. 6, 2021-Oct. 4, 2021 [Retrieved Mar. 1, 2022].\*

(Continued)

(\*\*) Term: **15 Years**

*Primary Examiner* — Manpreet S Matharu

(21) Appl. No.: **29/790,337**

*Assistant Examiner* — Suzanne E Tisdell

(22) Filed: **Nov. 19, 2021**

(74) *Attorney, Agent, or Firm* — Oblon, McClelland, Maier & Neustadt, L.L.P.

(57) **CLAIM**

**Related U.S. Application Data**

The ornamental design for a solar panel, as shown and described.

(62) Division of application No. 29/750,629, filed on Sep. 15, 2020, now Pat. No. Des. 937,193, which is a  
(Continued)

**DESCRIPTION**

(51) **LOC (13) Cl.** ..... **13-04**

FIG. 1 is a front, bottom, and left side perspective view of a solar panel.

(52) **U.S. Cl.**

FIG. 2 is a front elevational view thereof.

USPC ..... **D13/102**

FIG. 3 is a rear elevational view thereof.

(58) **Field of Classification Search**

USPC ..... D13/101, 102, 103, 110, 118, 133, 182, D13/184, 199

FIG. 4 is a left side elevational view thereof, the right side elevational view being a mirror image of the left side elevational view.

CPC ..... H01L 31/0508; H01L 31/0201; H01L 31/0504; Y02E 10/40; Y02E 10/44; Y02E 10/46; Y02E 10/50; Y02E 10/52; Y02E

FIG. 5 is a top plan view thereof, the bottom plan view being a mirror image of the top plan view.

(Continued)

FIG. 6 is an enlarged view of the section indicated by the dot-dash callout box 6 in FIG. 3; and,

(56) **References Cited**

FIG. 7 is a cross-sectional view taken along line 7-7 in FIG. 6.

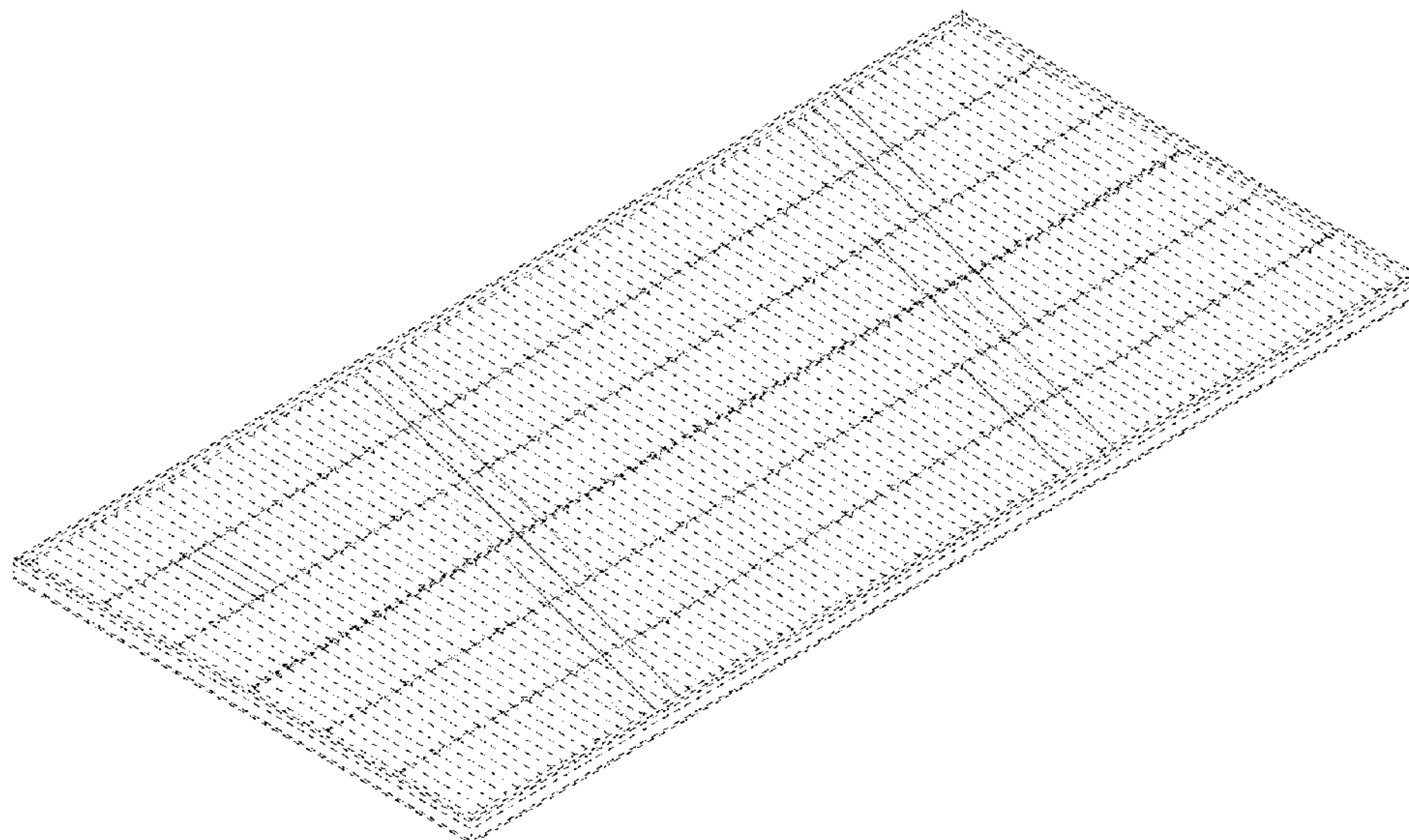
**U.S. PATENT DOCUMENTS**

D524,727 S 7/2006 Yamashita et al.  
D543,501 S 5/2007 Yamashita et al.

The evenly spaced broken lines shown in the figures are for the purpose of illustrating portions of the solar panel that form no part of the claimed design. The dot-dash lines in the figures, which form callout boxes and lead lines, form no part of the claimed design.

(Continued)

**1 Claim, 5 Drawing Sheets**





**Related U.S. Application Data**

division of application No. 29/672,867, filed on Dec. 10, 2018, now Pat. No. Des. 899,351.  
 (58) **Field of Classification Search**  
 CPC ..... 10/542; Y02E 10/544; F24J 2/38; F24J 2/0472; F24J 2/542  
 See application file for complete search history.

**References Cited**

U.S. PATENT DOCUMENTS

8,205,400	B2	6/2012	Allen	
D684,112	S	6/2013	Fallon	
8,607,510	B2	12/2013	Daniels	
D719,909	S	12/2014	Iwasaki et al.	
9,082,913	B2	7/2015	Karpovich et al.	
9,156,568	B1	10/2015	Spence et al.	
D750,556	S	3/2016	Morad et al.	
9,281,777	B1	3/2016	Borgstrom	
D761,198	S	7/2016	Hou	
9,394,693	B2	7/2016	Daniels	
D767,484	S	9/2016	Morad et al.	
D778,234	S	2/2017	Cheung et al.	
D781,230	S	3/2017	Gibson et al.	
D788,027	S	5/2017	Gibson et al.	
D812,554	S	3/2018	Gibson	
D813,153	S	3/2018	Gibson et al.	
D814,401	S	4/2018	Cheung	
D814,402	S	4/2018	Cheung et al.	
D817,265	S	5/2018	Liu et al.	
D823,237	S	7/2018	Albright et al.	
D830,296	S	10/2018	Liu et al.	
D832,203	S	10/2018	Caswell	
10,141,885	B2	11/2018	Smadja et al.	
D841,571	S	2/2019	Zhou et al.	
D856,919	S	8/2019	Zhou et al.	
D857,624	S	8/2019	Katov	
D866,456	S	11/2019	Negley	
10,536,108	B2	1/2020	Goldberg et al.	
D877,059	S	3/2020	Osborn et al.	
D879,031	S	3/2020	Lance et al.	
D886,043	S	6/2020	Zhou et al.	
D887,967	S	6/2020	Chang et al.	
D888,656	S	6/2020	Aiken et al.	
D894,115	S	8/2020	Xia et al.	
D896,167	S	9/2020	Zhou et al.	
D896,747	S	9/2020	Morad et al.	
D899,351	S *	10/2020	Lin	D13/102
D904,289	S	12/2020	Lance et al.	
D904,290	S	12/2020	Della Pina	
D904,975	S	12/2020	Nakayashiki et al.	
D911,263	S	2/2021	Badilla	
D913,210	S *	3/2021	Morad	D13/102
D914,589	S *	3/2021	Ruiz	H01L 31/022433 D13/102
10,937,915	B2	3/2021	Pilliod et al.	
D916,005	S *	4/2021	Krantz	D13/102
D916,651	S *	4/2021	Morad	D13/102
D917,380	S *	4/2021	Gao	D13/102
D918,129	S *	5/2021	Caelters	D13/102
D933,584	S *	10/2021	Morad	D13/102
D933,585	S *	10/2021	Morad	D13/102
D934,158	S *	10/2021	Morad	D13/102
D937,193	S *	11/2021	Lin	D13/102
D940,064	S *	1/2022	Wen	D13/102
D941,232	S *	1/2022	Barnes	D13/102

FOREIGN PATENT DOCUMENTS

EM	002032581-0005	4/2012
EM	001386056-0001	10/2013
JP	1367985 S	8/2009
JP	1396907 S	9/2010
JP	1613816 S	9/2018
JP	1613941 S	9/2018
JP	1671572 S	11/2020
JP	1671669 S	11/2020
WO	2015/183827 A2	12/2015

OTHER PUBLICATIONS

Monocrystalline Silicon Solar Panel. Jul. 2014. IndiaMart. <https://www.indiamart.com/proddetail/solar-cell-panel-16869936591.html>.\*

Loom Solar Shark Bi-Facial Solar Panel. Mar. 2013. IndiaMart. <https://www.indiamart.com/proddetail/loom-solar-shark-bi-facial-solar-panel-440-530-watt-144-cells-9-bus-bar-23543255148.html?pos=2&pla=n>.\*

Anchor Panasonic 380 Watt 24V Mono Perc Solar Panel. Dec. 2018. IndiaMart. <https://www.indiamart.com/proddetail/anchor-panasonic-380-watt-24v-mono-perc-solar-panel-23511425712.html>.\*

Japanese Office Action dated Mar. 24, 2020 in Japanese Patent Application No. 2019-01673 (with English translation), 5 pages.

Japanese Office Action dated Mar. 24, 2020 in Japanese Patent Application No. 2019-012676 (with English translation), 7 pages.

Japanese Office Action dated Mar. 24, 2020 in Japanese Patent Application No. 2019-012741 (with English translation), 3 pages.

Japanese Directive dated Mar. 24, 2020 in Japanese Patent Application No. 2019-012741 (with English translation), 6 pages.

Japanese Office Action dated Mar. 24, 2020 in Japanese Patent Application No. 2019-012740 (with English translation), 3 pages.

Japanese Directive dated Mar. 24, 2020 in Japanese Patent Application No. 2019-012740 (with English translation), 6 pages.

Japanese Office Action dated Oct. 6, 2020 in Japanese Patent Application No. 2019-012673 (with English translation), 3 pages.

Office Action dated Mar. 30, 2021 in corresponding Japanese Patent Application No. 2021-54 (with English Translation), 3 pages.

Office Action dated Mar. 30, 2021 in corresponding Japanese Patent Application No. 2021-99 (with English Translation), 3 pages.

Office Action dated Mar. 30, 2021 in corresponding Japanese Patent Application No. 2021-110 (with English Translation), 3 pages.

Japanese Office Action dated Oct. 6, 2020 in Japanese Patent Application No. 2019-012675 (with English translation), 3 pages.

“Monocrystalline and Polycrystalline Solar Panels: What You Need to Know.” Jul. 15, 2020. EnergySage. <https://www.energysage.com/solar/101/monocrystalline-vs-polycrystalline-solar-panels/> (Year: 2020).

“Polycrystalline Solar Panels: Cheap Yet Efficient Long Lasting Solar Panels.” May 7, 2019. ET Productline News. <https://economictimes.indiatimes.com/small-biz/produclline/power-generation/polycrystalline-solar-panels-cheap-yet-efficient-long-lasting-solar-panels/articleshow/69130611.cms> (Year: 2019).

“What’s the Difference Between Monocrystalline and Polycrystalline Panels.” Feb. 19, 2020. Renogy. <https://www.renogy.com/blog/whats-the-difference-between-monocrystalline-and-polycrystalline-panels/> (Year: 2020).

Solar Panels. (Design—© Questel) orbit.com. [online PDF] 75 pgs. Print Dates Range Nov. 2, 2020-Mar. 30, 2021 [Retrieved Mar. 31, 2021].

\* cited by examiner

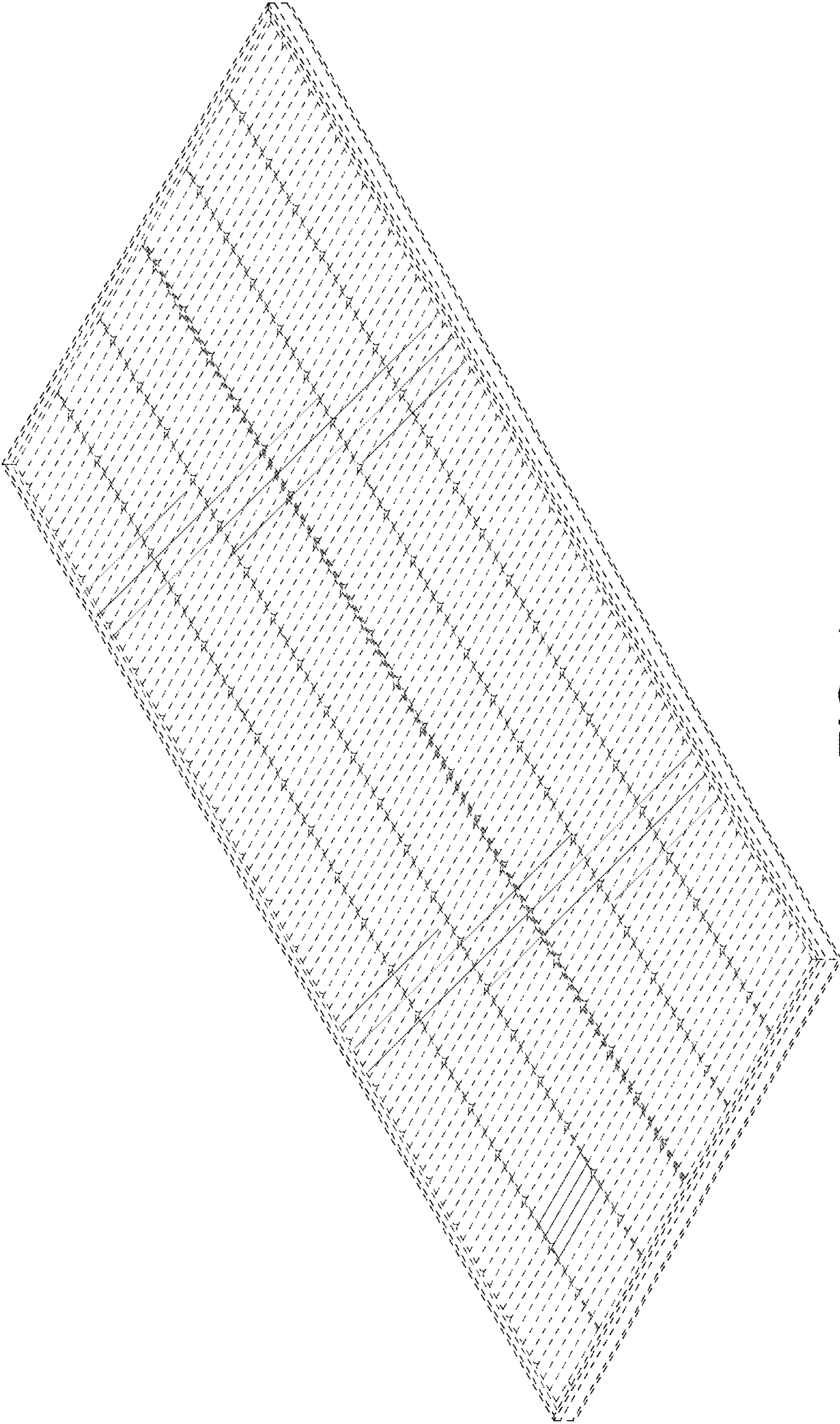


FIG. 1






FIG. 2

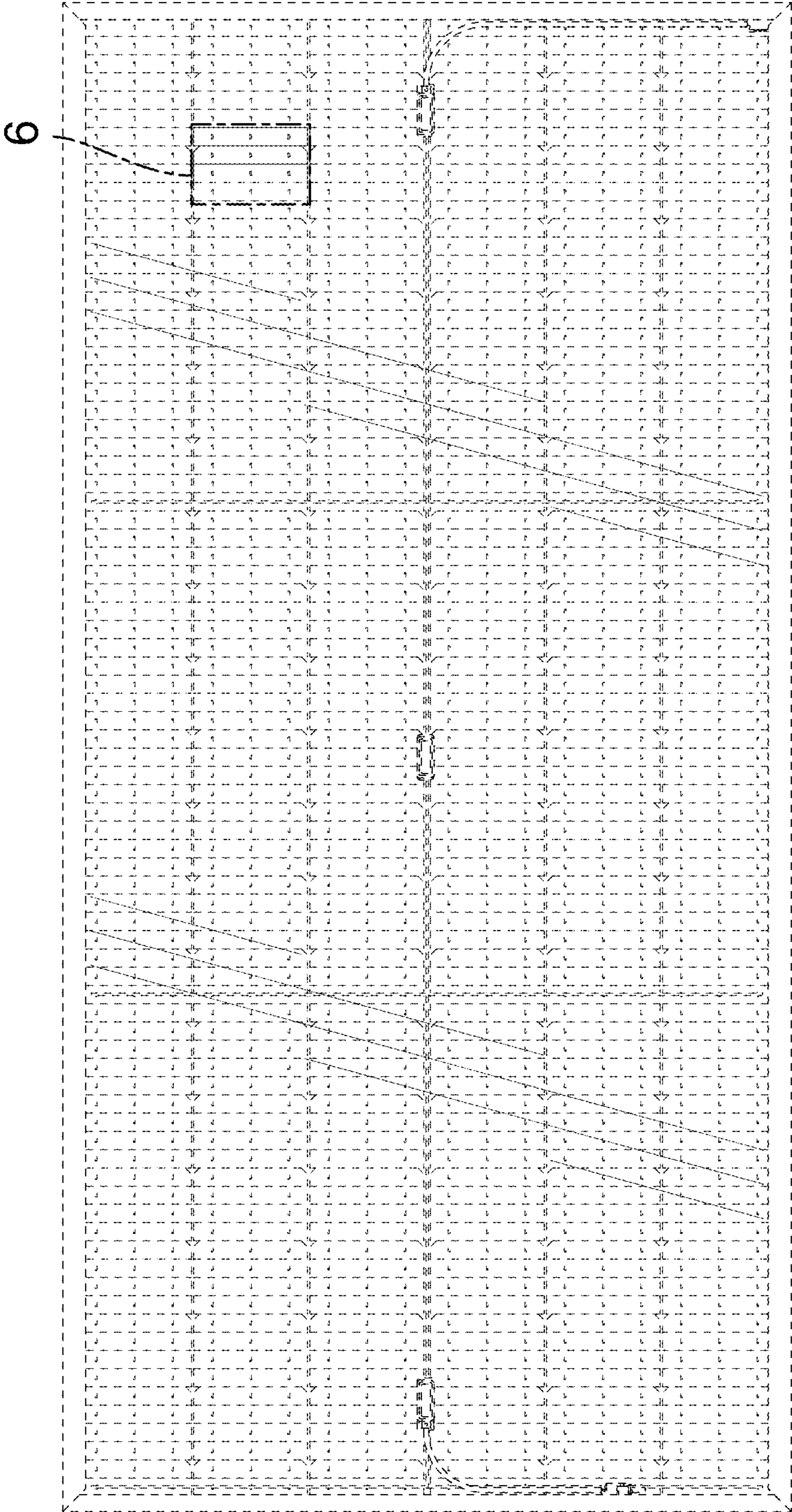


FIG. 3




FIG. 4




FIG. 5

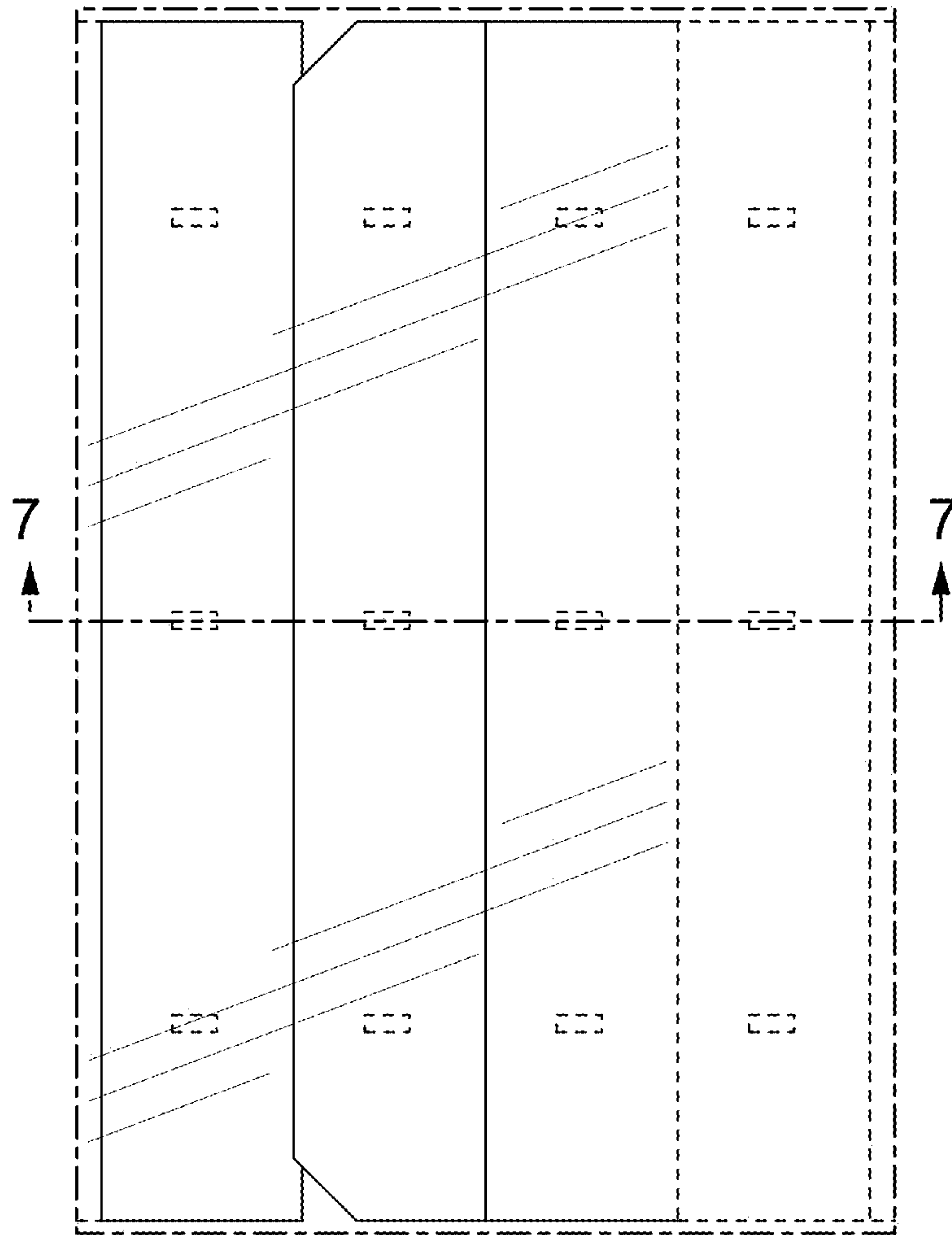


FIG. 6




FIG. 7