



US00D958727S

(12) **United States Design Patent** (10) **Patent No.:** **US D958,727 S**
Pribula (45) **Date of Patent:** **** *Jul. 26, 2022**

(54) **TIRE**

(71) Applicant: **The Goodyear Tire & Rubber Company, Akron, OH (US)**
(72) Inventor: **David Michael Pribula, Alliance, OH (US)**
(73) Assignee: **The Goodyear Tire & Rubber Company, Akron, OH (US)**
(*) Notice: This patent is subject to a terminal disclaimer.
(**) Term: **15 Years**

(21) Appl. No.: **29/706,666**
(22) Filed: **Sep. 23, 2019**
(51) **LOC (13) Cl.** **12-15**
(52) **U.S. Cl.**
USPC **D12/584**
(58) **Field of Classification Search**
USPC D12/568-604, 900
CPC Y10T 152/10027; B60C 1/0016; B60C 11/0306; B60C 11/0302; B60C 3/06; B60C 9/17
See application file for complete search history.

(56) **References Cited**

U.S. PATENT DOCUMENTS

D380,425 S	7/1997	Brown et al.	D12/146
D387,311 S	12/1997	Park et al.	D12/147
D405,736 S	2/1999	Brightwell et al.	D12/147
D413,844 S *	9/1999	Graas	D12/585
D415,984 S *	11/1999	Allison	D12/584
D444,430 S	7/2001	Welbes et al.	D12/147
D446,482 S	8/2001	Fantanzo et al.	D12/147
D482,323 S	11/2003	Corbin et al.	D12/584
D548,680 S *	8/2007	Heinen	D12/603
D591,223 S	4/2009	Missik-Gaffney et al. ..	D12/584

(Continued)

OTHER PUBLICATIONS

U.S. Appl. No. 29/649,956, filed Jun. 4, 2018, Roberts, et al.
U.S. Appl. No. 29/660,287, filed Aug. 20, 2018, Pribula.
U.S. Appl. No. 29/671,346, filed Nov. 27, 2018, Pribula.

Primary Examiner — John A Voytek

(74) *Attorney, Agent, or Firm* — Robert N. Lipsik; Jane E. Rickey

(57) **CLAIM**

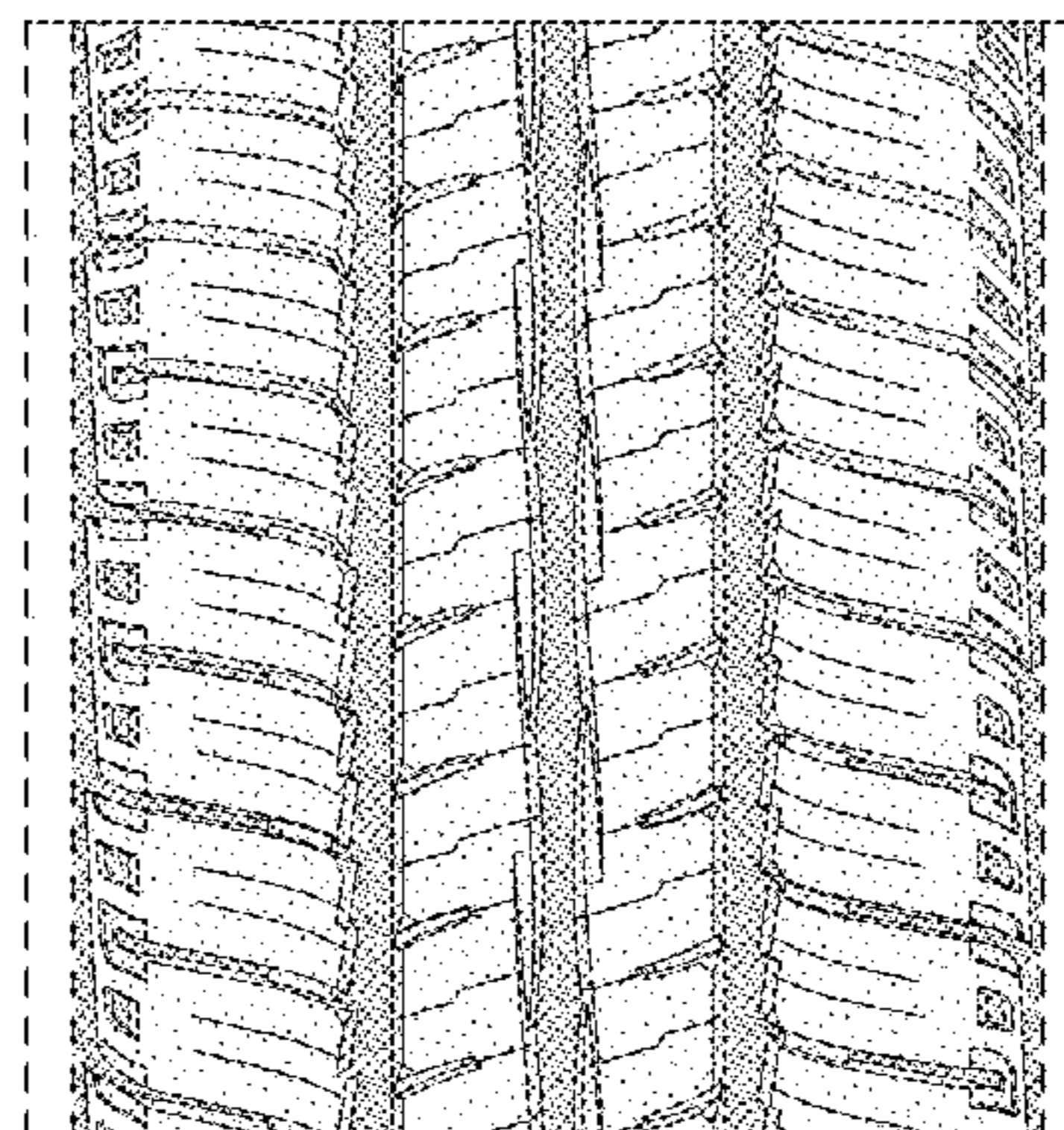
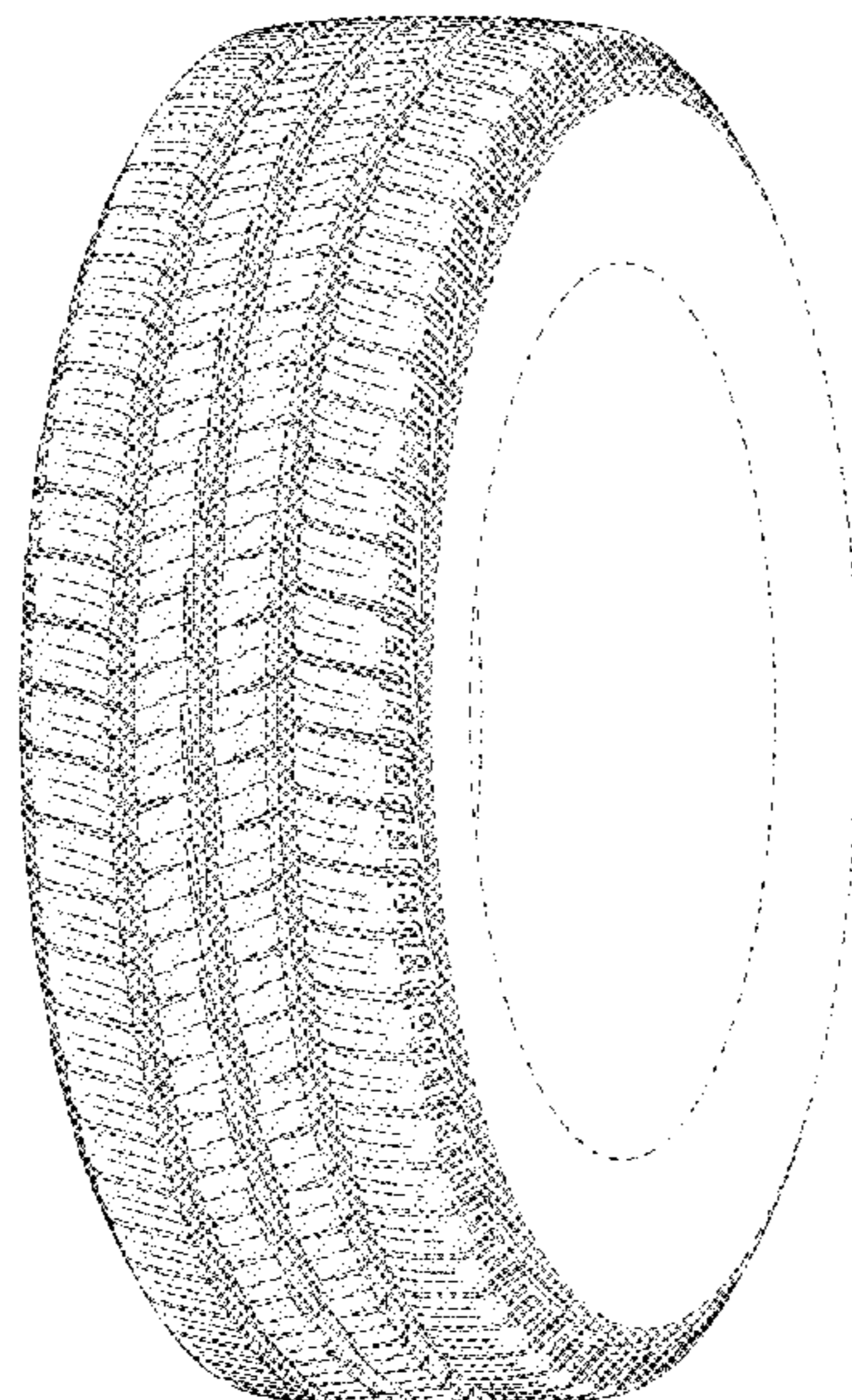
The ornamental Design for a tire, as shown and described.

DESCRIPTION

FIG. 1 is a perspective view of a tire showing my new design, it being understood that the pattern repeats uniformly throughout the circumference of the tread;
FIG. 2 is a front elevational view thereof;
FIG. 3 is a right side elevational view thereof; the left side elevational view being identical thereto;
FIG. 4 is an enlarged fragmentary front elevational view thereof taken along line 4-4 of FIG. 2;
FIG. 5 is a perspective view of a second embodiment of a tire showing my new design, it being understood that the interior of the tire forms no part of the claim, that the pattern repeats uniformly throughout the circumference of the tread and that the opposite side view is identical thereto; and,
FIG. 6 is a front elevational view of a second embodiment, it being understood that an enlarged fragmentary view thereof would be substantially identical to that shown in FIG. 4, with the exception of the inclusion of the sidewall in the claim.

In the drawings, the broken lines immediately adjacent to the outer edges of the tire shoulder represent boundaries of the claim, and the broken lines depict environmental subject matter only and form no part of the claimed design. The dashed broken lines indicating an enlargement portion of the design form no part of the claimed design.

1 Claim, 6 Drawing Sheets



(56)

References Cited

U.S. PATENT DOCUMENTS

D635,911 S	4/2011	Sieber et al.	D12/521
D641,685 S	7/2011	Youn	D12/584
D646,625 S	10/2011	Youn	D12/584
D647,033 S	10/2011	Murata et al.	D12/584
D665,335 S	8/2012	Baumard et al.	D12/517
D667,363 S	9/2012	Judo	D12/584
D668,600 S	10/2012	Pingenat et al.	D12/584
D686,567 S *	7/2013	Fu	D12/603
D700,884 S	3/2014	Herbeuval et al.	D12/584
D709,433 S	7/2014	Inoue	D12/517
D730,270 S	5/2015	Krier et al.	D12/584
D738,816 S	9/2015	Kato	D12/603
D738,817 S	9/2015	Kato	D12/603
D761,726 S	7/2016	Umstot et al.	D12/601
D768,562 S *	10/2016	Kato	D12/584
D771,554 S	11/2016	Garcia et al.	D12/574
D771,555 S	11/2016	Neary et al.	D12/584
D783,514 S *	4/2017	Fontaine	D12/584
D784,914 S	4/2017	Fontaine et al.	D12/584
D795,165 S	8/2017	Philipot et al.	D12/521
D803,770 S *	11/2017	Hayashi	D12/584
D817,857 S *	5/2018	Meetarbhan	D12/584
D822,588 S	7/2018	Skurich et al.	D12/600
D823,783 S	7/2018	Garcia et al.	D12/584
D853,942 S *	7/2019	Haas	D12/584
D853,947 S *	7/2019	Pribula	D12/596
D886,716 S *	6/2020	Pribula	D12/582
D886,717 S *	6/2020	Pribula	D12/588
2019/0366778 A1 *	12/2019	Kitora	B60C 11/1272

* cited by examiner

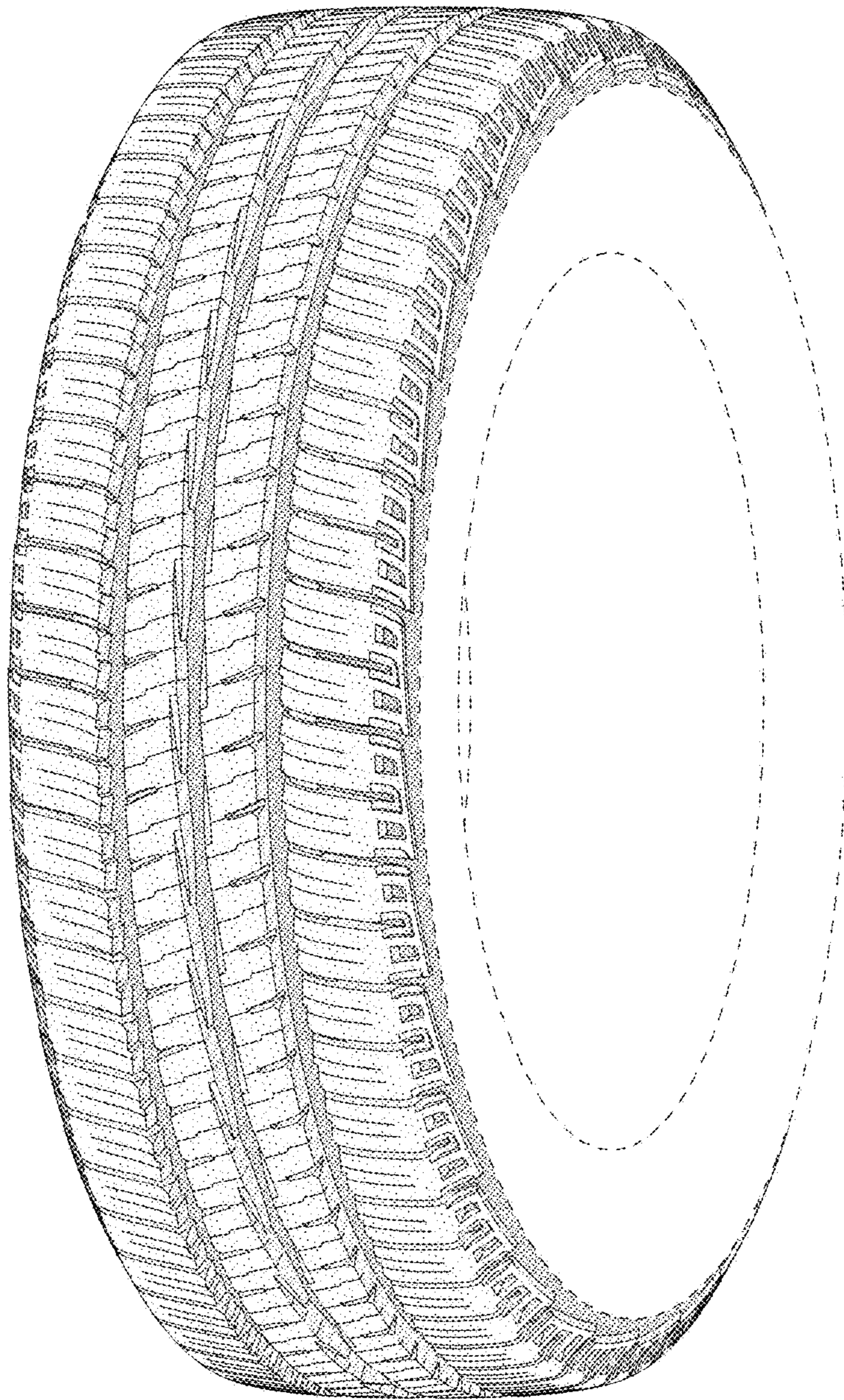


FIG - 1

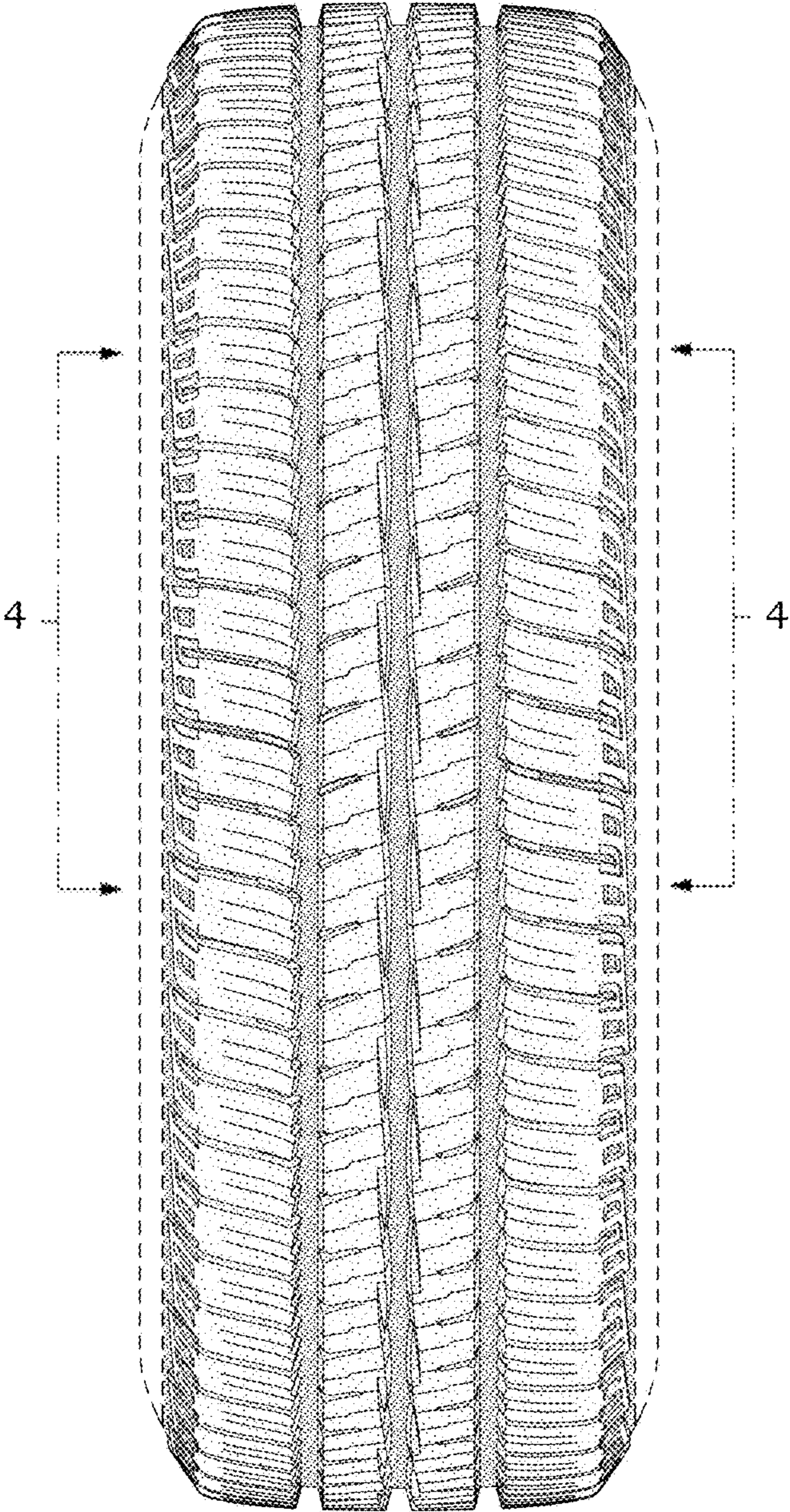


FIG - 2




FIG - 3

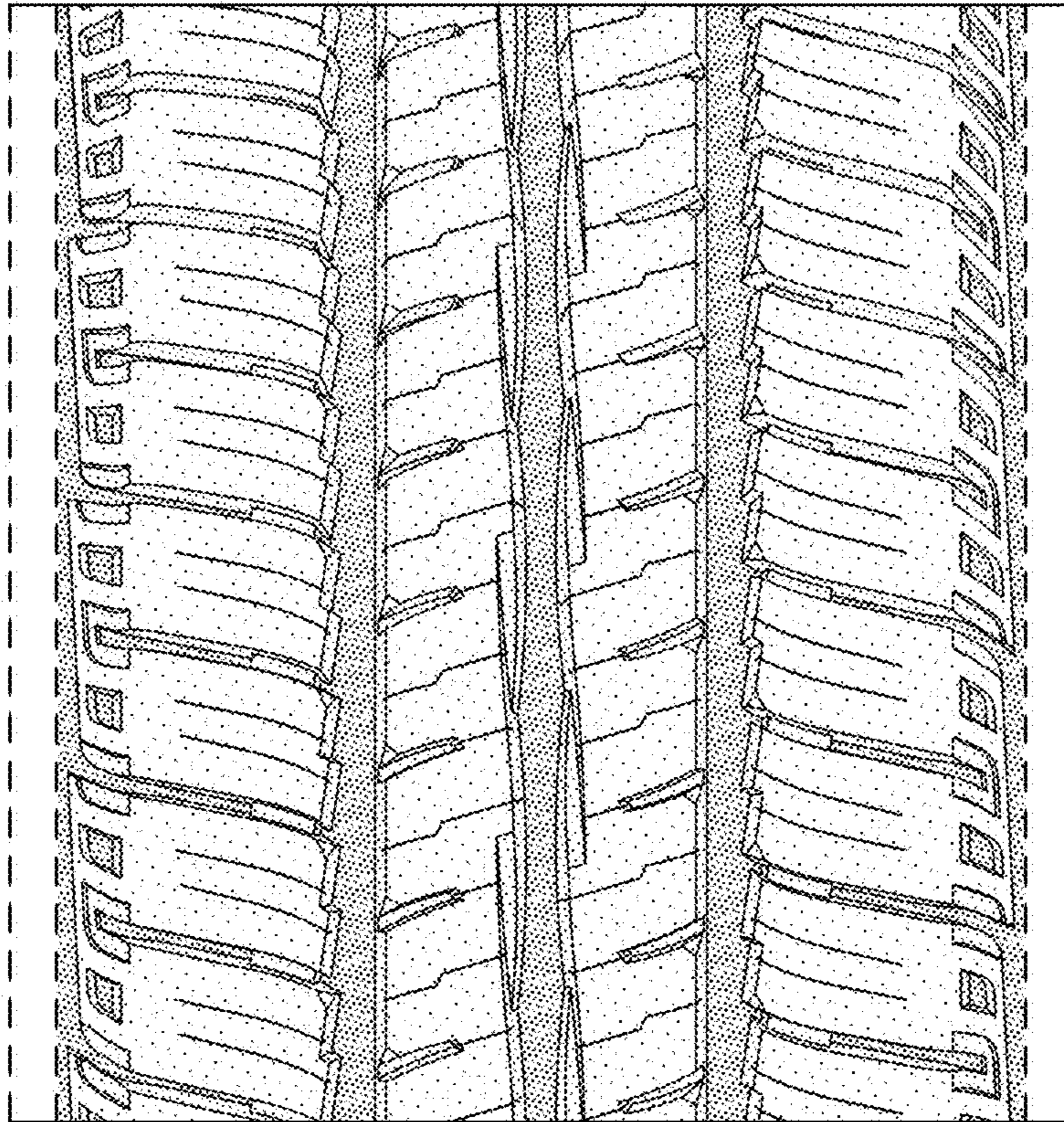


FIG - 4

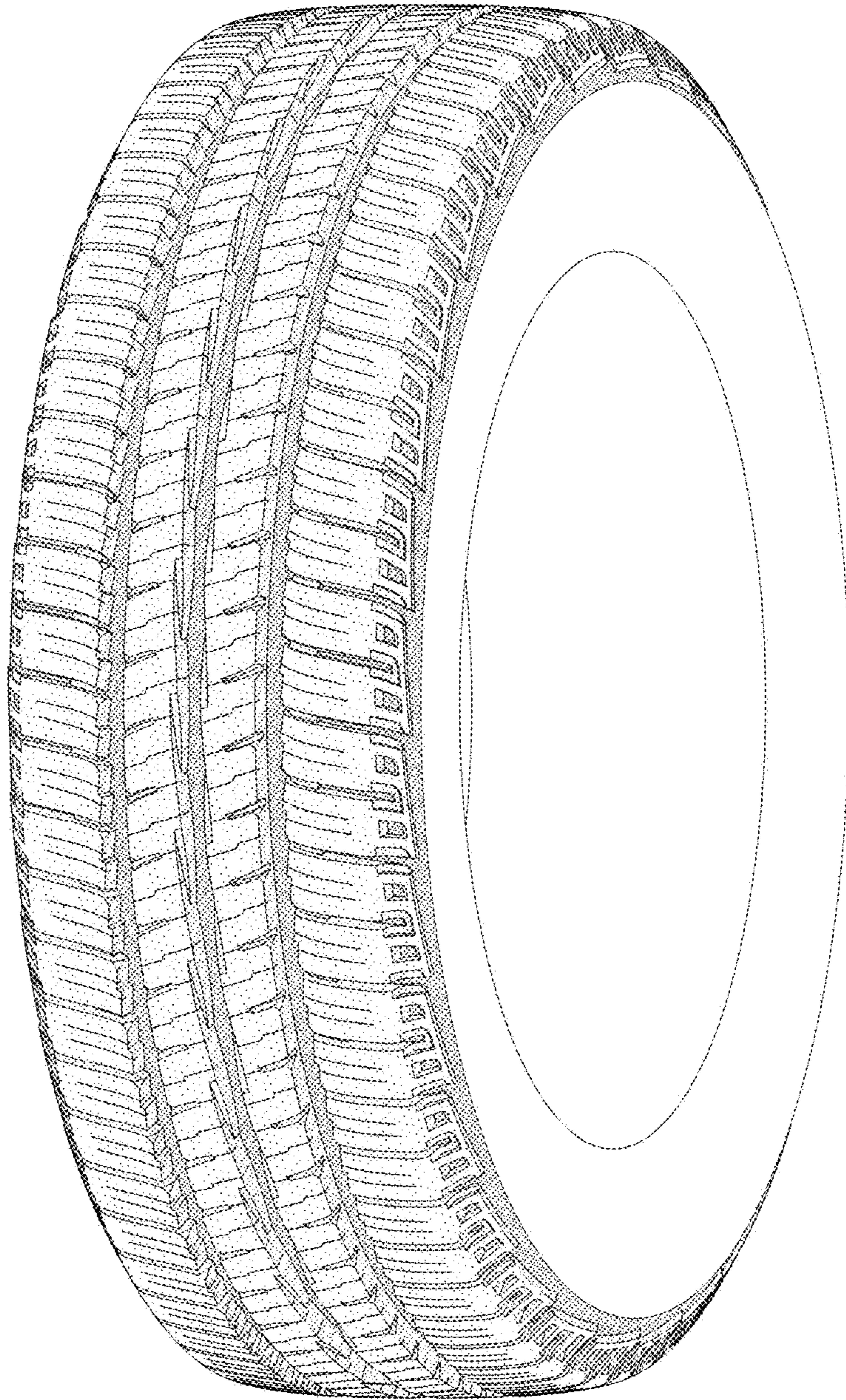


FIG - 5

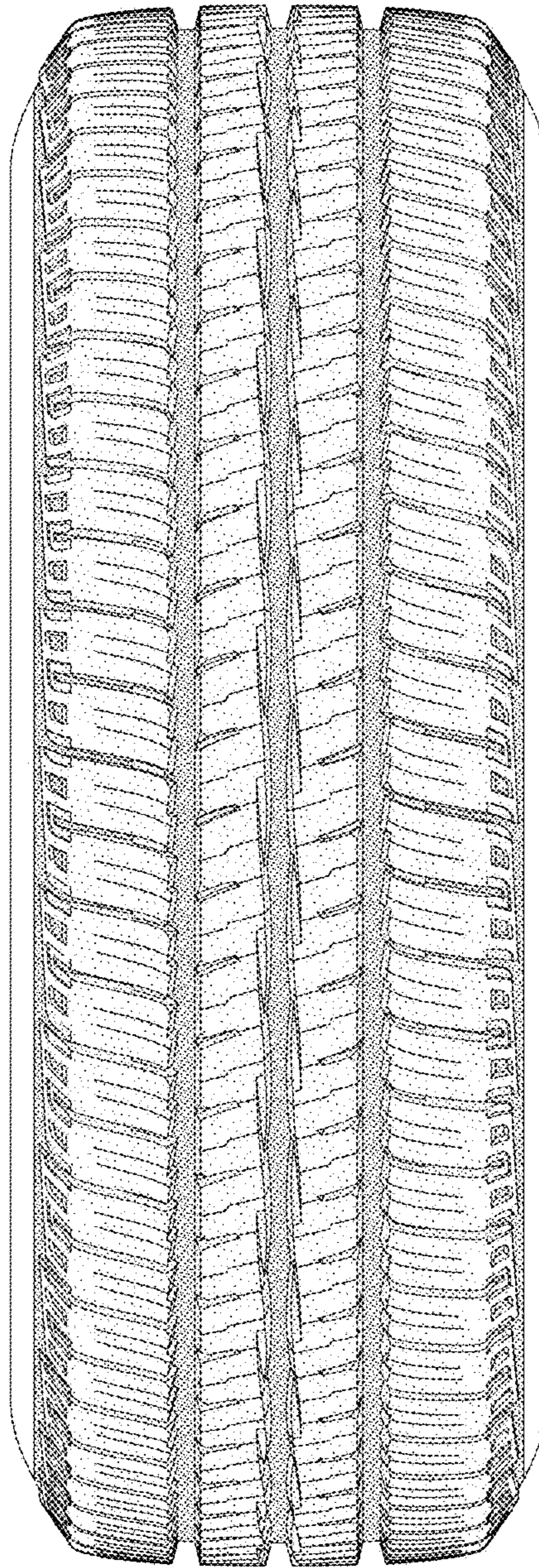


FIG - 6