



US00D958720S

(12) **United States Design Patent**  
**Luk**

(10) **Patent No.:** **US D958,720 S**

(45) **Date of Patent:** **\*\* Jul. 26, 2022**

(54) **UNDERWATER SCOOTER**

(71) Applicant: **SUZHI TECHNOLOGY (HUIZHOU) CO., LTD**, Huizhou (CN)

(72) Inventor: **Chun Fai Luk**, Huizhou (CN)

(73) Assignee: **SUZHI TECHNOLOGY (HUIZHOU) CO., LTD**, Huizhou (CN)

(\*\*) Term: **15 Years**

(21) Appl. No.: **29/757,933**

(22) Filed: **Nov. 10, 2020**

(30) **Foreign Application Priority Data**

Jun. 4, 2020 (CN) ..... 202030275086.5

(51) **LOC (13) Cl.** ..... **12-06**

(52) **U.S. Cl.**  
USPC ..... **D12/308**

(58) **Field of Classification Search**

USPC ..... D12/308, 317; D21/545, 801  
CPC ..... B63C 11/00; B63C 11/02; B63C 11/36;  
B63C 11/46; B63C 11/48; B63C 11/49;  
B63C 2011/028; B63G 8/00; B63G  
8/001; B63G 8/002; B63G 8/08; B63G  
8/41; B63G 8/42; B63B 2008/002; B63B  
2008/004; B63B 3/13; B63B 1/107  
See application file for complete search history.

(56) **References Cited**

**U.S. PATENT DOCUMENTS**

D291,299 S \* 8/1987 Hawkes ..... D12/308  
D304,923 S \* 12/1989 Pado ..... D12/308

5,105,753 A \* 4/1992 Chih ..... A63B 35/12  
440/6  
5,235,930 A \* 8/1993 Pendleton ..... B63B 3/08  
114/330  
D505,104 S \* 5/2005 Osumi ..... D12/308  
D524,225 S \* 7/2006 Tsutsumi ..... D12/308  
7,654,215 B2 \* 2/2010 Vitale ..... B63C 11/46  
440/6  
D677,211 S \* 3/2013 Tavares ..... D12/308  
D733,634 S \* 7/2015 De Camargo Aranha ... D12/308  
9,869,752 B1 \* 1/2018 Premus ..... B63B 21/56  
9,873,494 B2 \* 1/2018 Jewell ..... B63G 8/14  
D815,579 S \* 4/2018 Frénoy ..... D12/308  
D937,349 S \* 11/2021 Wei ..... D21/308  
2021/0331774 A1 \* 10/2021 Lautrup ..... B63G 8/04

\* cited by examiner

*Primary Examiner* — Cynthia M. Chin

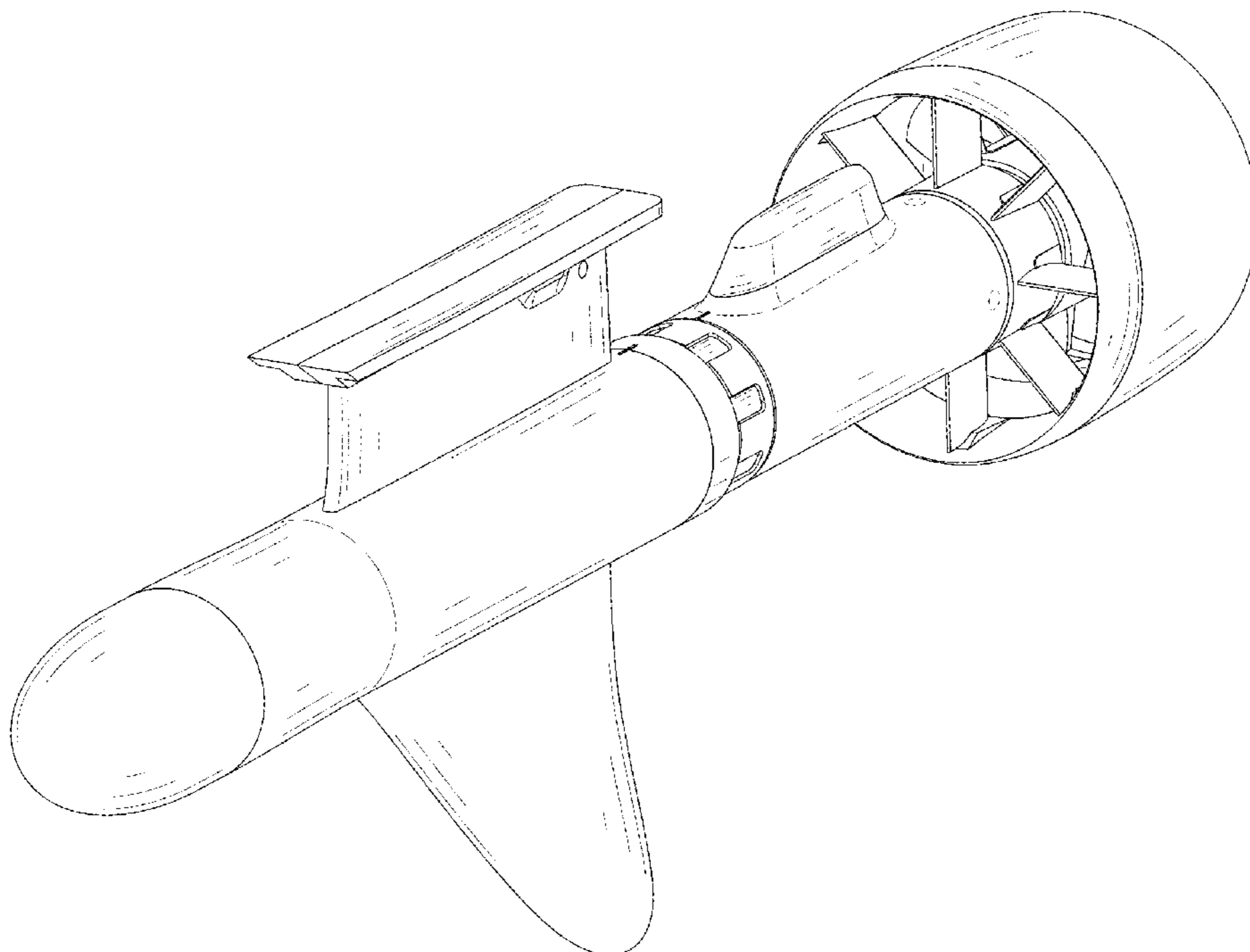
(57) **CLAIM**

The ornamental design for an underwater scooter, as shown and described.

**DESCRIPTION**

FIG. 1 is a perspective view of an underwater scooter showing my new design;  
FIG. 2 is another perspective view thereof;  
FIG. 3 is a front elevational view thereof;  
FIG. 4 is a rear elevational view thereof;  
FIG. 5 is a left side elevational view thereof;  
FIG. 6 is a right side elevational view thereof;  
FIG. 7 is a top plan view thereof; and,  
FIG. 8 is a bottom plan view thereof.  
The broken lines in the drawings depict portions of the underwater scooter that form no part of the claimed design.

**1 Claim, 8 Drawing Sheets**



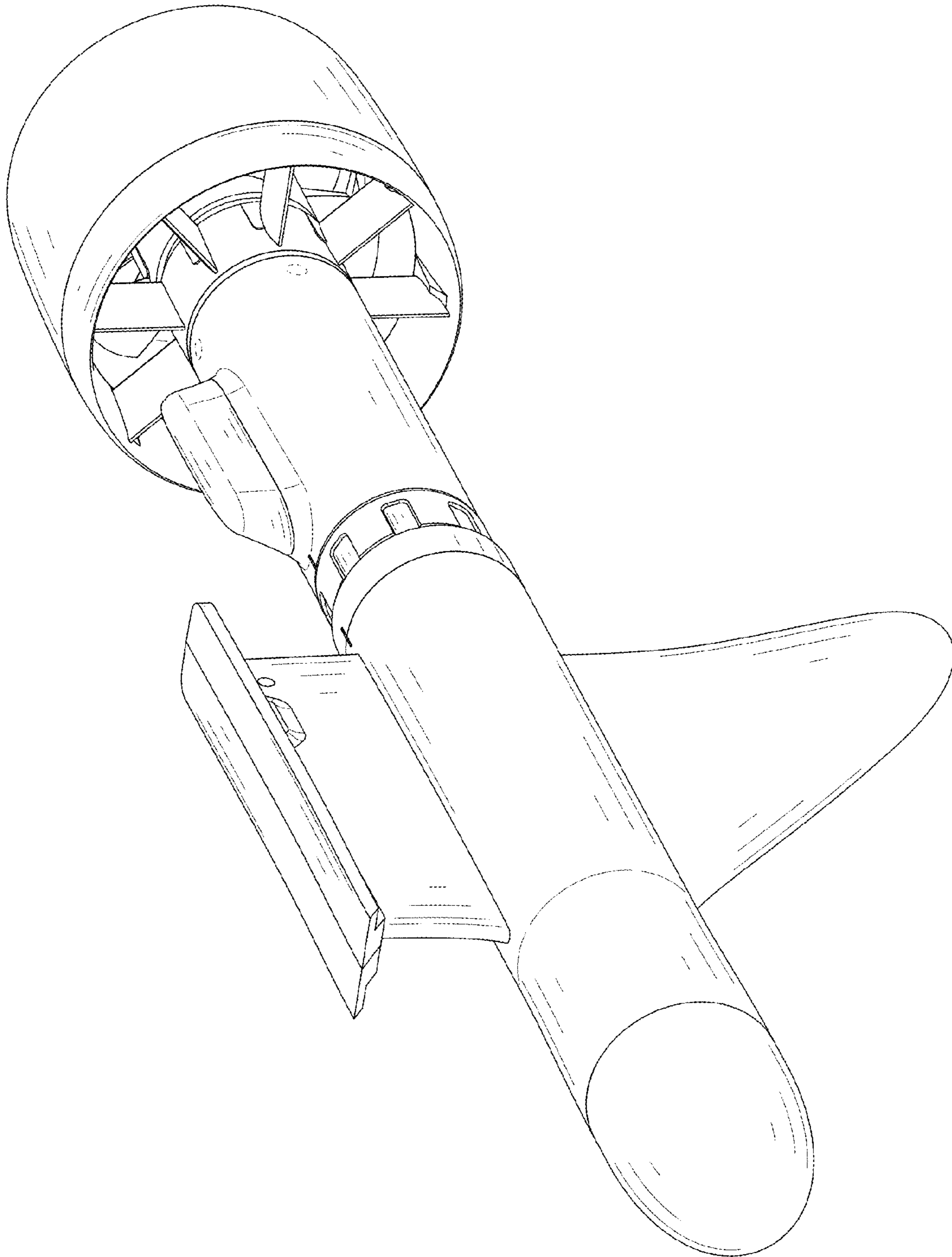


FIG. 1

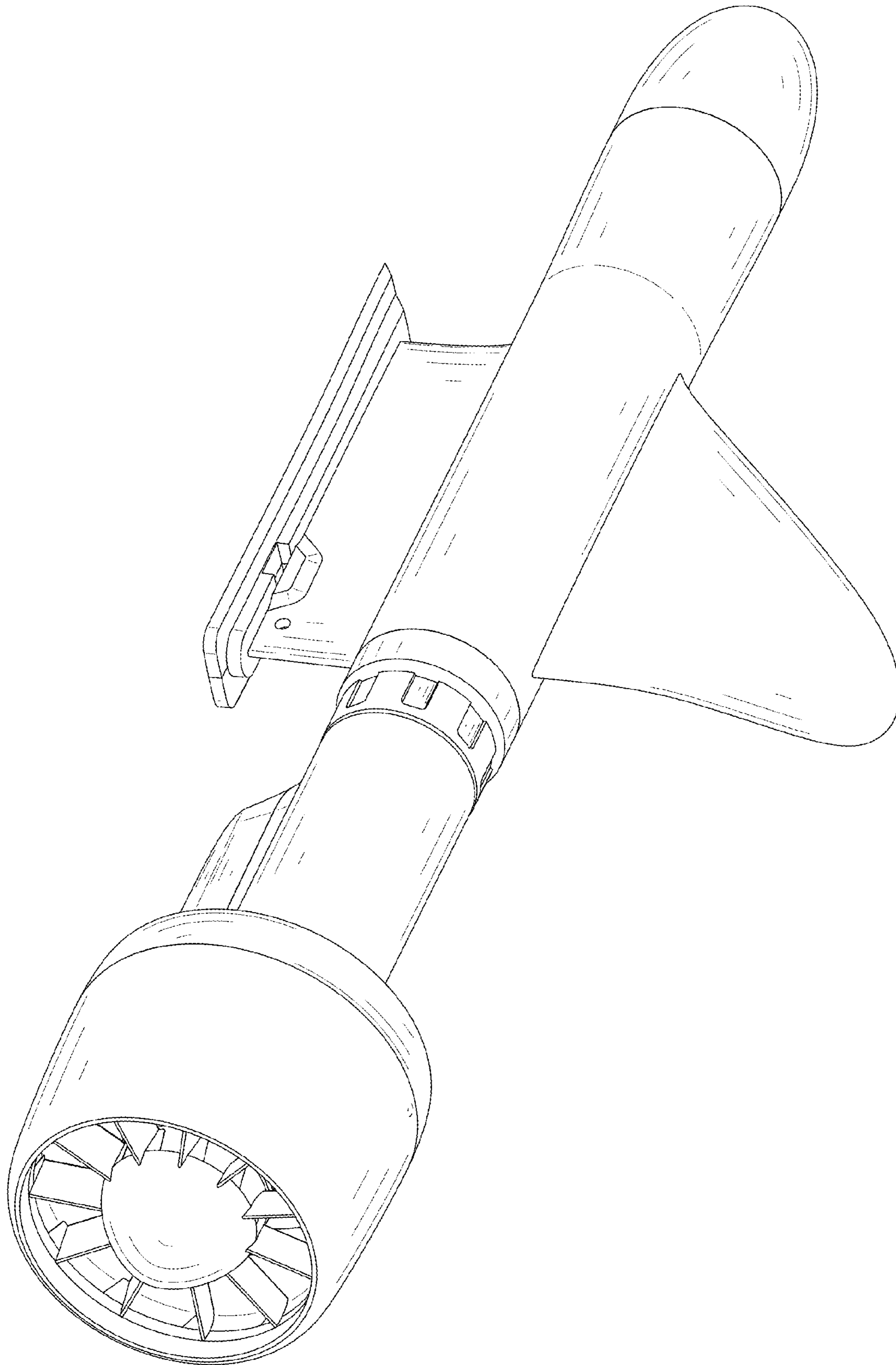


FIG. 2

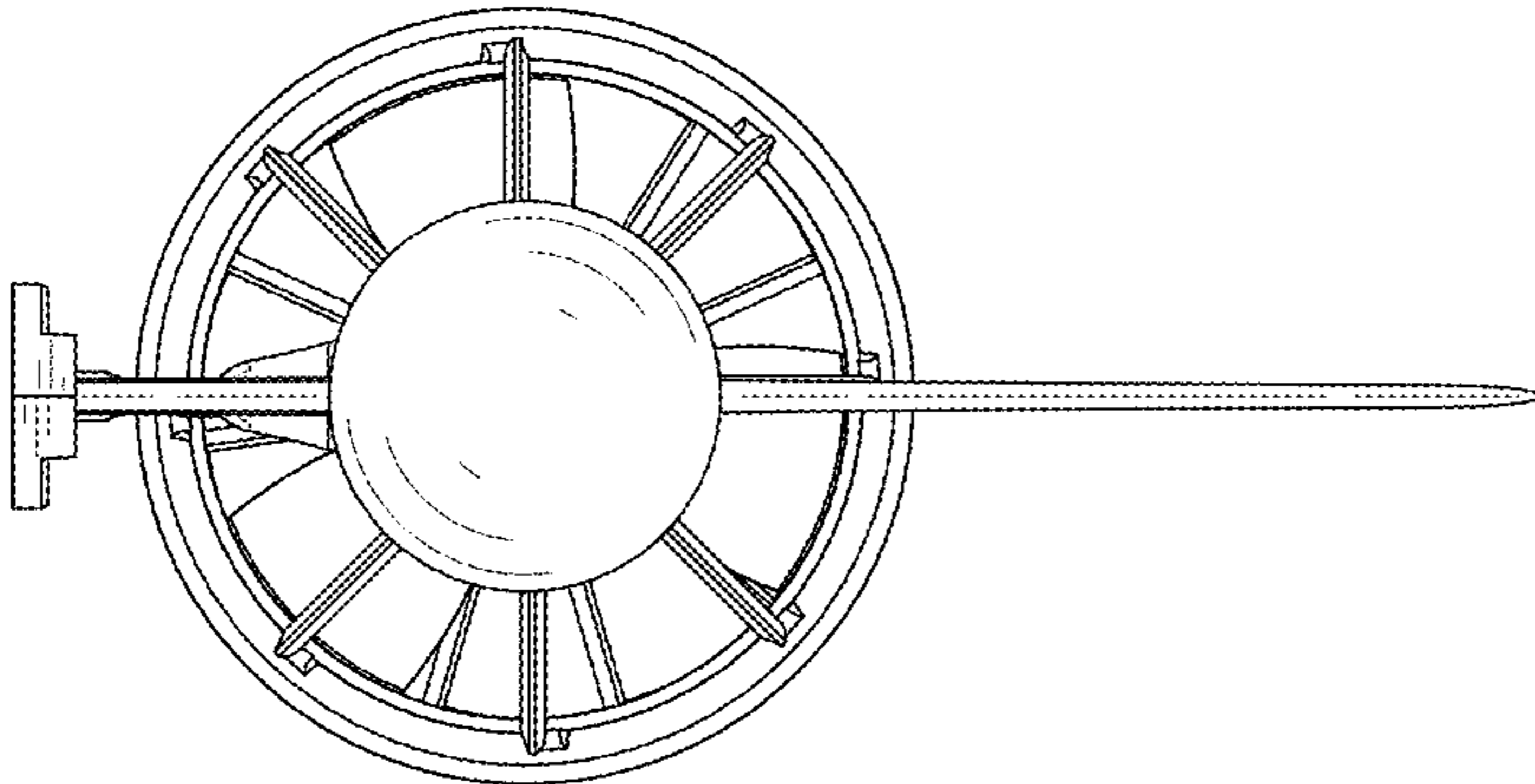


FIG. 3

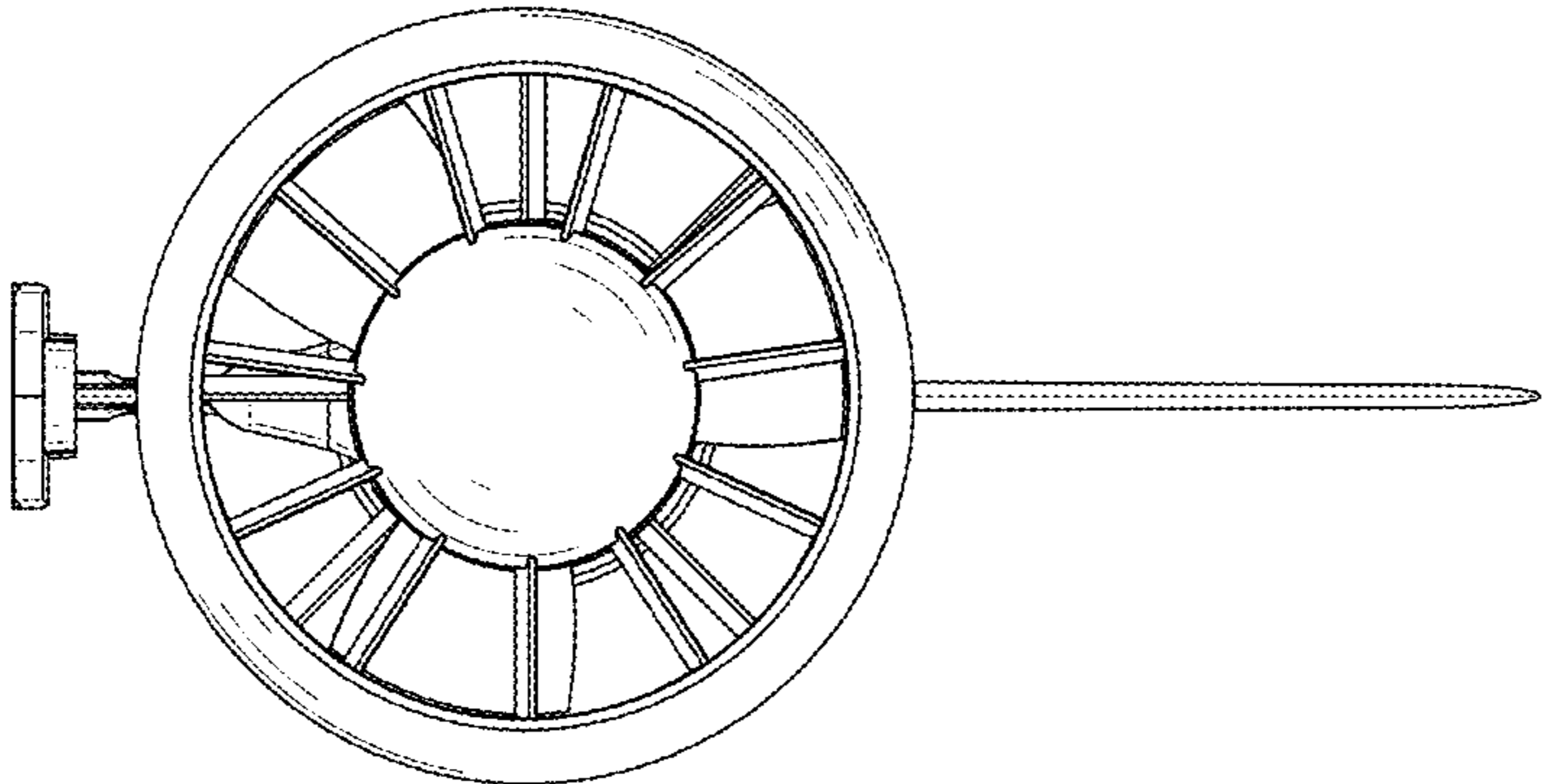


FIG. 4

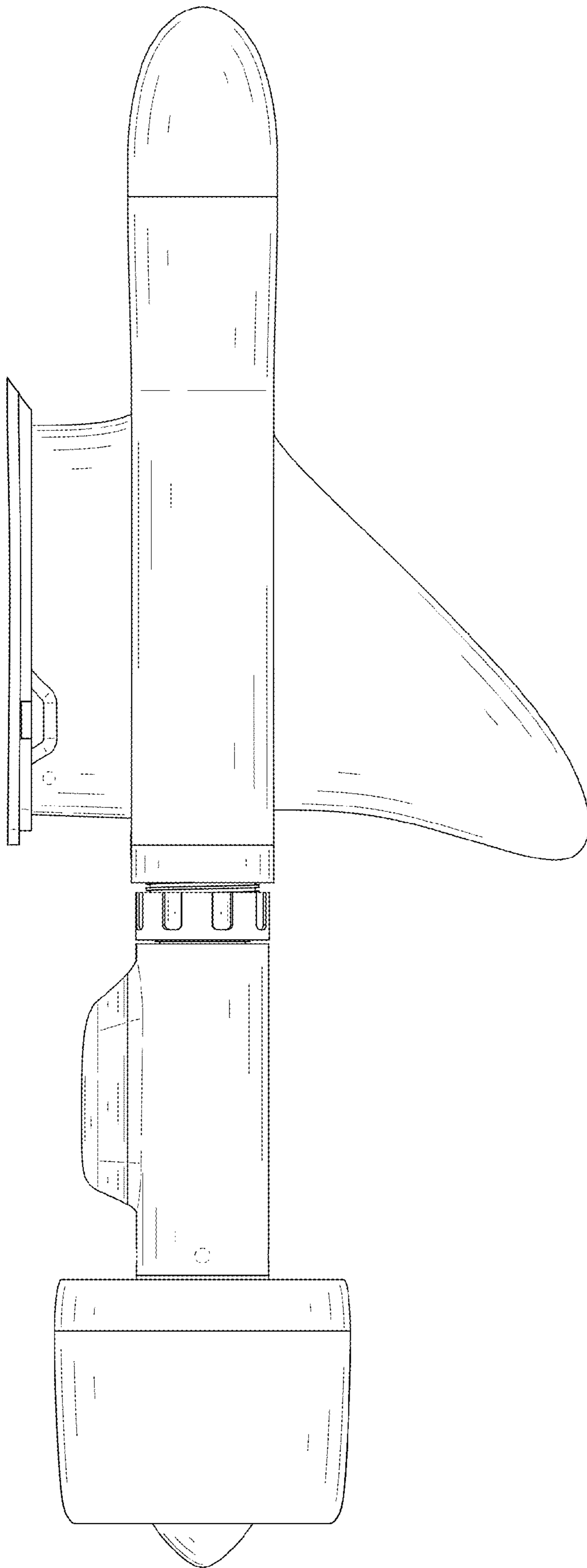


FIG. 5

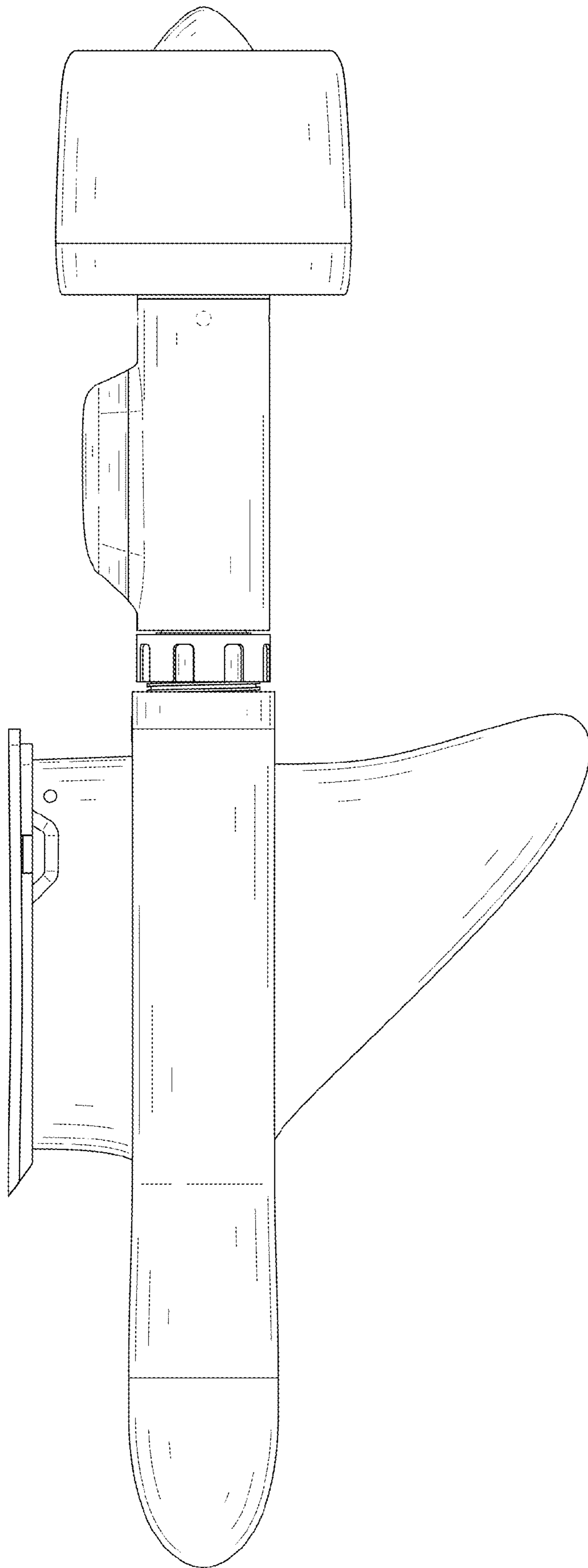


FIG. 6

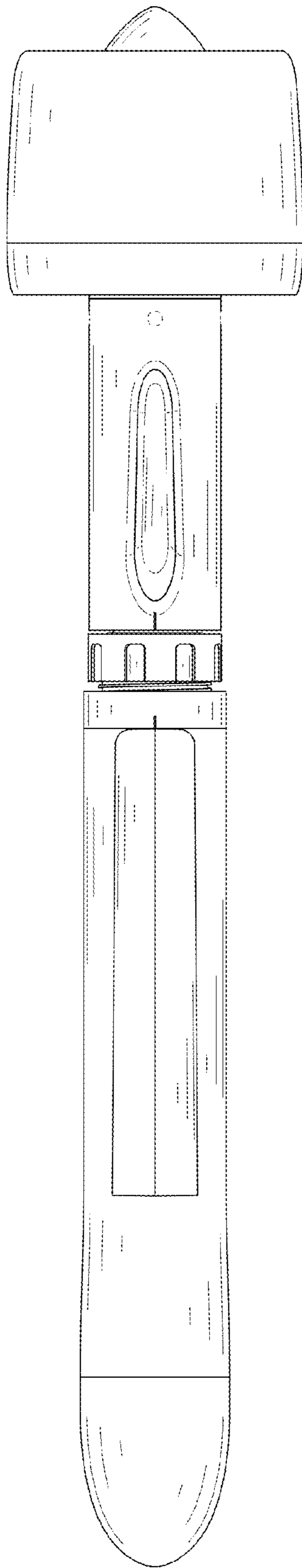


FIG. 7



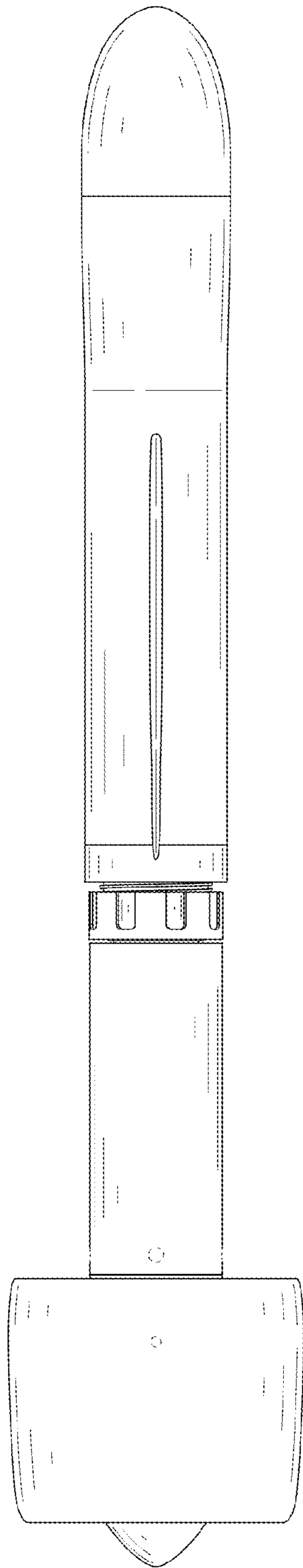


FIG. 8