



US00D958714S

(12) **United States Design Patent** (10) **Patent No.:** **US D958,714 S**
Langhals et al. (45) **Date of Patent:** **** Jul. 26, 2022**

(54) **GRILLE SURROUND (LOWER)**
(71) Applicants: **Taylor A. Langhals**, Waterford, MI (US); **Tome Jovanoski**, Shelby Township, MI (US); **Timothy W. Anness**, Rochester Hills, MI (US)
(72) Inventors: **Taylor A. Langhals**, Waterford, MI (US); **Tome Jovanoski**, Shelby Township, MI (US); **Timothy W. Anness**, Rochester Hills, MI (US)

D790,419 S * 6/2017 Minami D12/190
D883,880 S * 5/2020 Arai D12/190
D885,261 S * 5/2020 Zipfel D12/163
D923,525 S * 6/2021 Piaskowski D12/163
D923,527 S * 6/2021 Piaskowski D12/163
11,046,257 B1 * 6/2021 Fattouche B60R 19/52
D931,173 S * 9/2021 Fujikawa D12/190
D932,967 S * 10/2021 Ray D12/190
D933,545 S * 10/2021 Piaskowski D12/163
D942,911 S * 2/2022 Schell D12/190
2009/0085361 A1 * 4/2009 Rosen B60R 13/04
293/120

(**) Term: **15 Years**

(21) Appl. No.: **29/815,272**

(22) Filed: **Nov. 12, 2021**

Related U.S. Application Data

(63) Continuation-in-part of application No. 29/727,311, filed on Mar. 10, 2020, now Pat. No. Des. 935,939, and a continuation-in-part of application No. 29/727,316, filed on Mar. 10, 2020, now Pat. No. Des. 935,940.

(51) **LOC (13) Cl.** **12-16**

(52) **U.S. Cl.**
USPC **D12/190**

(58) **Field of Classification Search**
USPC D12/190, 181, 192, 400, 90, 91, 92, D12/196-200, 171, 172, 163, 110, 114
CPC B60S 9/205; B60R 13/005; B60R 13/02
See application file for complete search history.

(56) **References Cited**

U.S. PATENT DOCUMENTS

D660,754 S * 5/2012 Nakamuta D12/190
D785,525 S * 5/2017 Nurnberger D12/190

* cited by examiner

Primary Examiner — Katrina A Betton

(74) *Attorney, Agent, or Firm* — Ralph E. Smith

(57) **CLAIM**

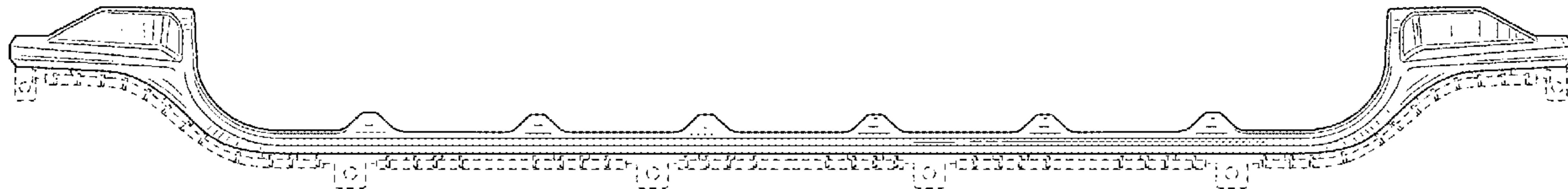
The ornamental design for a grille surround (lower), as shown and described.

DESCRIPTION

FIG. 1 is a front perspective view of a grille surround (lower) showing our new design;
FIG. 2 is a front view thereof;
FIG. 3 is a rear view thereof;
FIG. 4 is a side view thereof;
FIG. 5 is an opposite side view thereof;
FIG. 6 is a top view thereof; and,
FIG. 7 is a bottom view thereof.

It will be understood that the broken lines shown in the drawings illustrate portions of the grille surround (lower) that form no part of the claimed design.

1 Claim, 4 Drawing Sheets



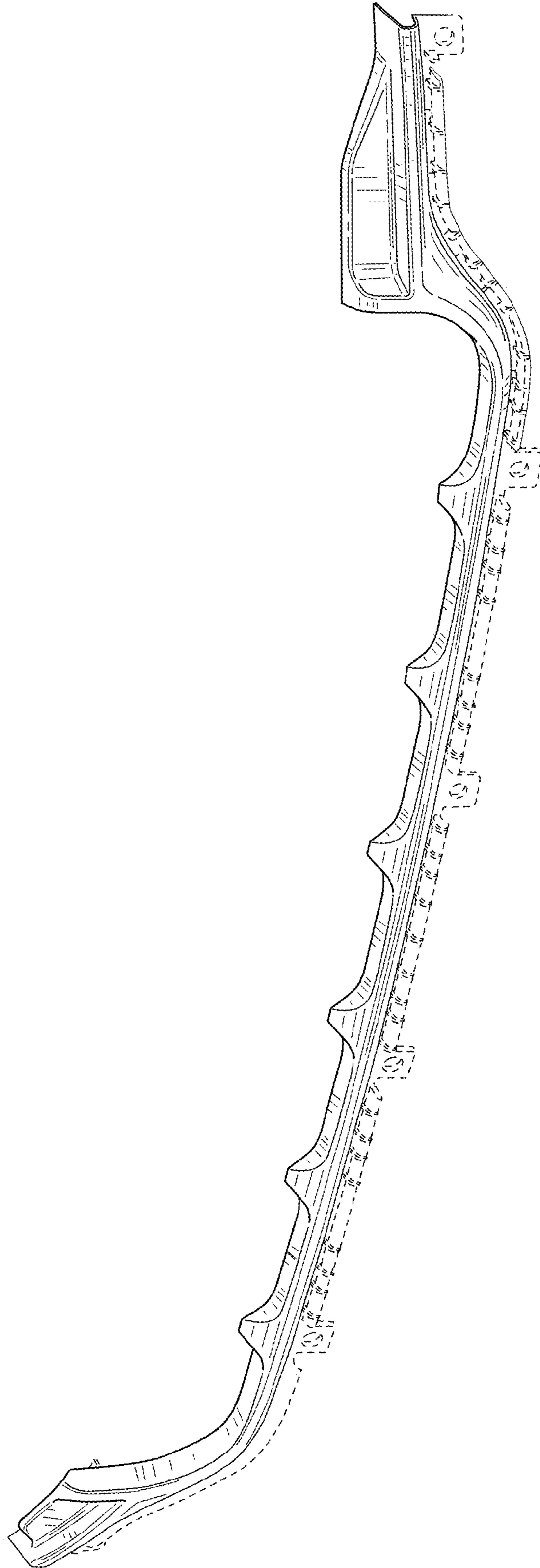


FIG. 1

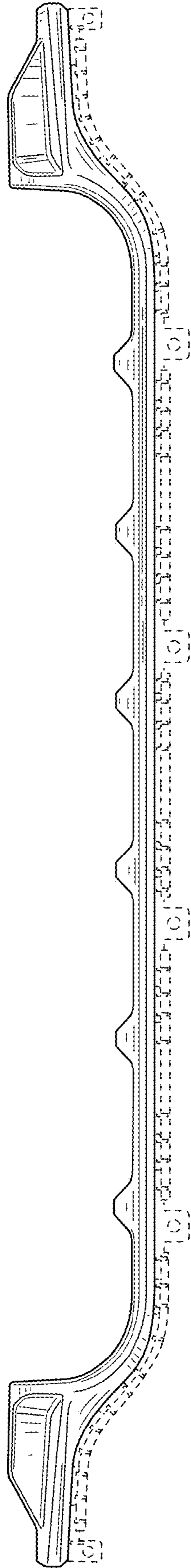


FIG. 2

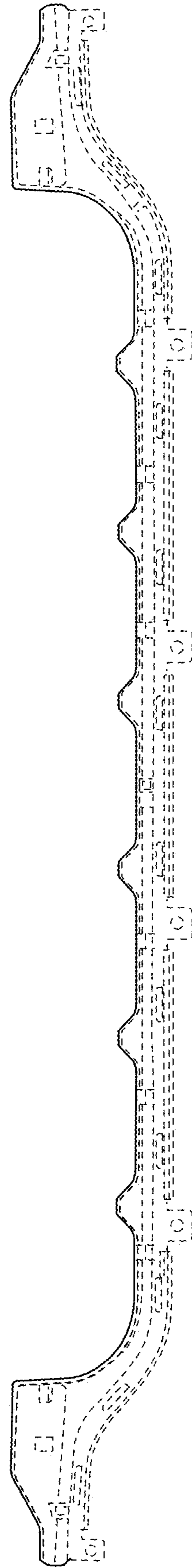


FIG. 3

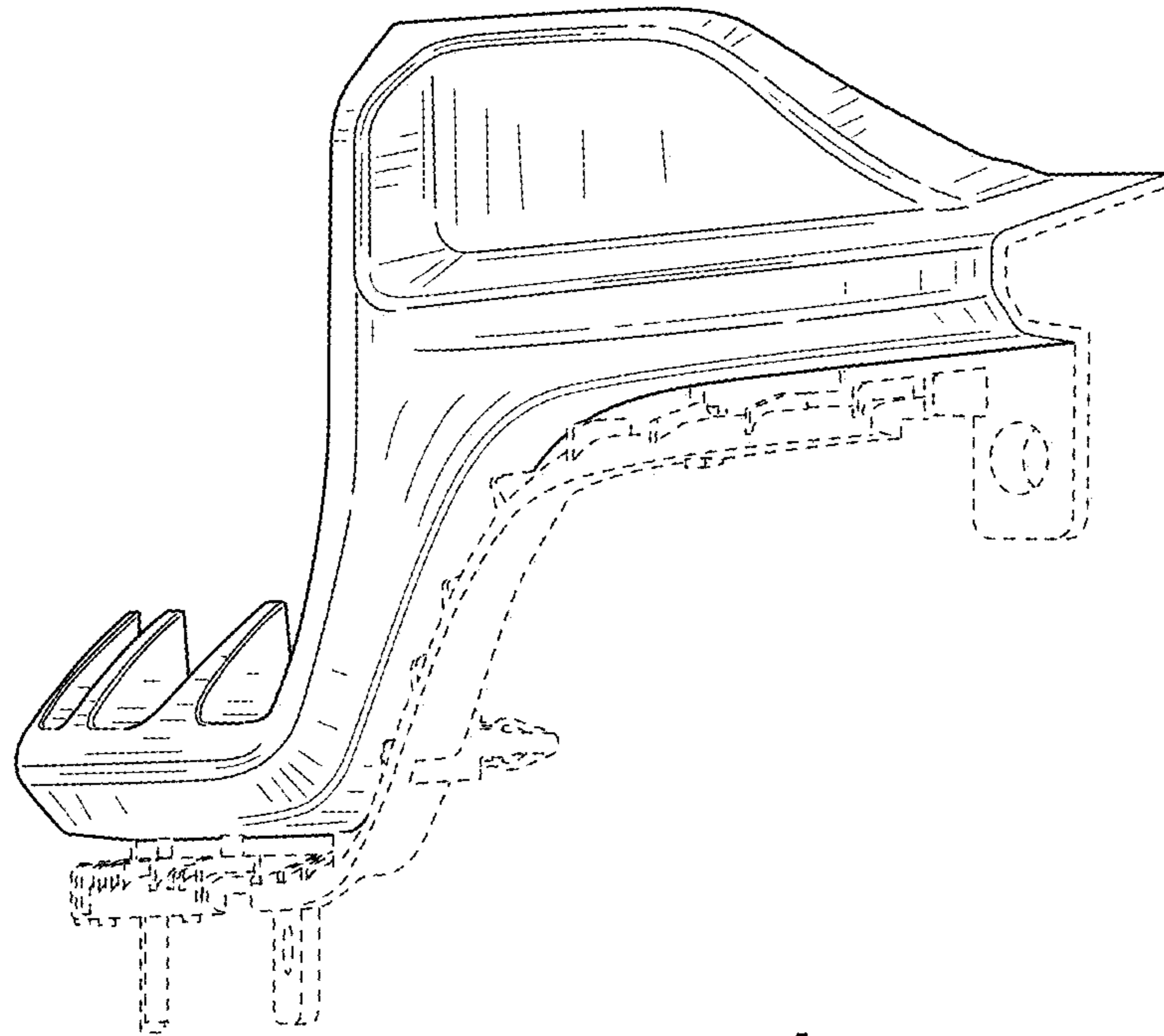


FIG. 4

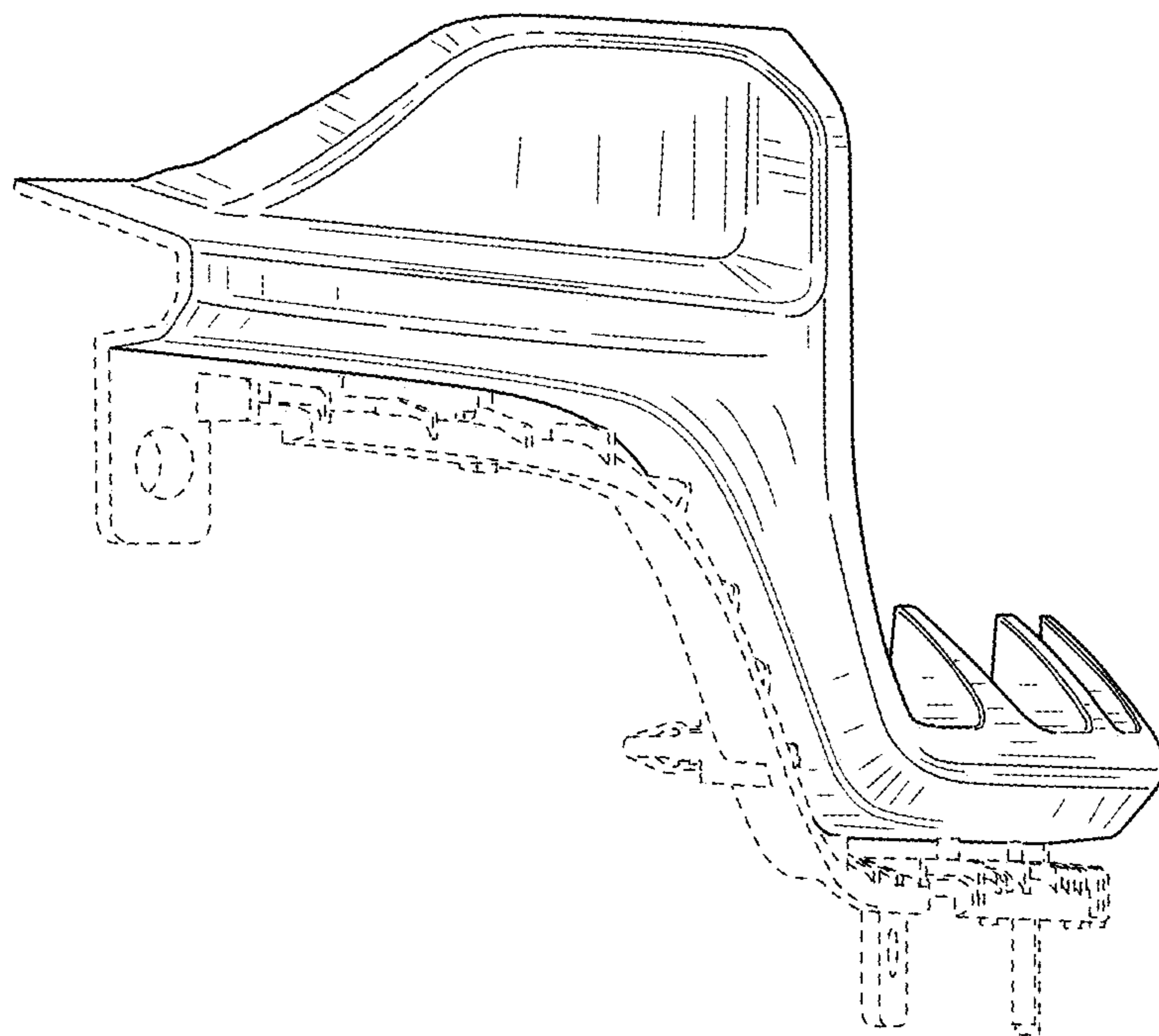


FIG. 5




FIG. 6

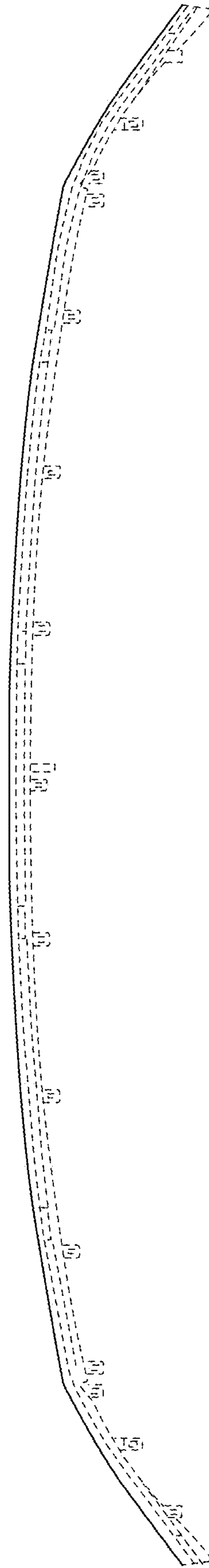


FIG. 7