



US00D958712S

(12) **United States Design Patent** (10) **Patent No.:** **US D958,712 S**  
**Gasevski et al.** (45) **Date of Patent:** **\*\* Jul. 26, 2022**

(54) **GRILLE SURROUND (CENTER)**  
  
(71) Applicants: **Lou L. Gasevski**, West Bloomfield, MI (US); **Kohl J. Kohrman**, Macomb, MI (US); **Mark C. Trostle**, Rochester, MI (US); **Brian H. Nielander**, Royal Oak, MI (US)  
  
(72) Inventors: **Lou L. Gasevski**, West Bloomfield, MI (US); **Kohl J. Kohrman**, Macomb, MI (US); **Mark C. Trostle**, Rochester, MI (US); **Brian H. Nielander**, Royal Oak, MI (US)  
  
(73) Assignee: **FCA US LLC**, Auburn Hills, MI (US)  
  
(\*\*) Term: **15 Years**  
  
(21) Appl. No.: **29/808,681**  
  
(22) Filed: **Sep. 22, 2021**

**Related U.S. Application Data**

(63) Continuation-in-part of application No. 29/720,402, filed on Jan. 13, 2020, now Pat. No. Des. 932,944.  
(51) **LOC (13) Cl.** ..... **12-16**  
(52) **U.S. Cl.**  
USPC ..... **D12/190**  
(58) **Field of Classification Search**  
USPC ..... D12/190, 181, 192, 400, 90, 91, 92, D12/196-200, 171, 172, 163, 110, 114  
CPC ..... B60S 9/205; B60R 13/005; B60R 13/02  
See application file for complete search history.

(56) **References Cited**  
  
U.S. PATENT DOCUMENTS  
D660,754 S \* 5/2012 Nakamuta ..... D12/190  
D785,525 S \* 5/2017 Nurnberger ..... D12/190  
D790,419 S \* 6/2017 Minami ..... D12/190  
D883,880 S \* 5/2020 Arai ..... D12/190  
D885,261 S \* 5/2020 Zipfel ..... D12/163  
D923,525 S \* 6/2021 Piaskowski ..... D12/163  
D923,527 S \* 6/2021 Piaskowski ..... D12/163  
11,046,257 B1 \* 6/2021 Fattouche ..... B60R 19/52  
D931,173 S \* 9/2021 Fujikawa ..... D12/190  
D932,967 S \* 10/2021 Ray ..... D12/190  
D933,545 S \* 10/2021 Piaskowski ..... D12/163  
D942,911 S \* 2/2022 Schell ..... D12/190  
2009/0085361 A1 \* 4/2009 Rosen ..... B60R 13/04  
293/120

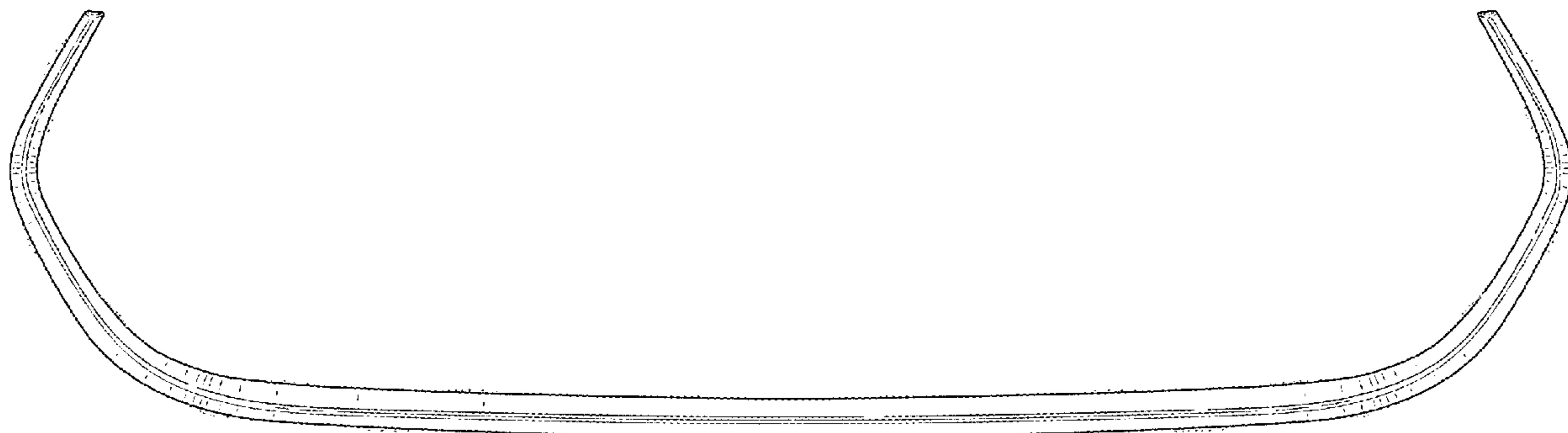
\* cited by examiner  
  
*Primary Examiner* — Katrina A Betton  
(74) *Attorney, Agent, or Firm* — Ralph E. Smith

(57) **CLAIM**  
The ornamental design for a grille surround (center), as shown and described.

**DESCRIPTION**

FIG. 1 is a front perspective view of a grille surround (center) showing our new design;  
FIG. 2 is a front view thereof;  
FIG. 3 is a rear view thereof;  
FIG. 4 is a side view thereof;  
FIG. 5 is a top view thereof; and,  
FIG. 6 is a bottom view thereof.  
It will be understood that the broken lines shown in the drawings illustrate portions of the grille surround (center) that form no part of the claimed design.

**1 Claim, 6 Drawing Sheets**



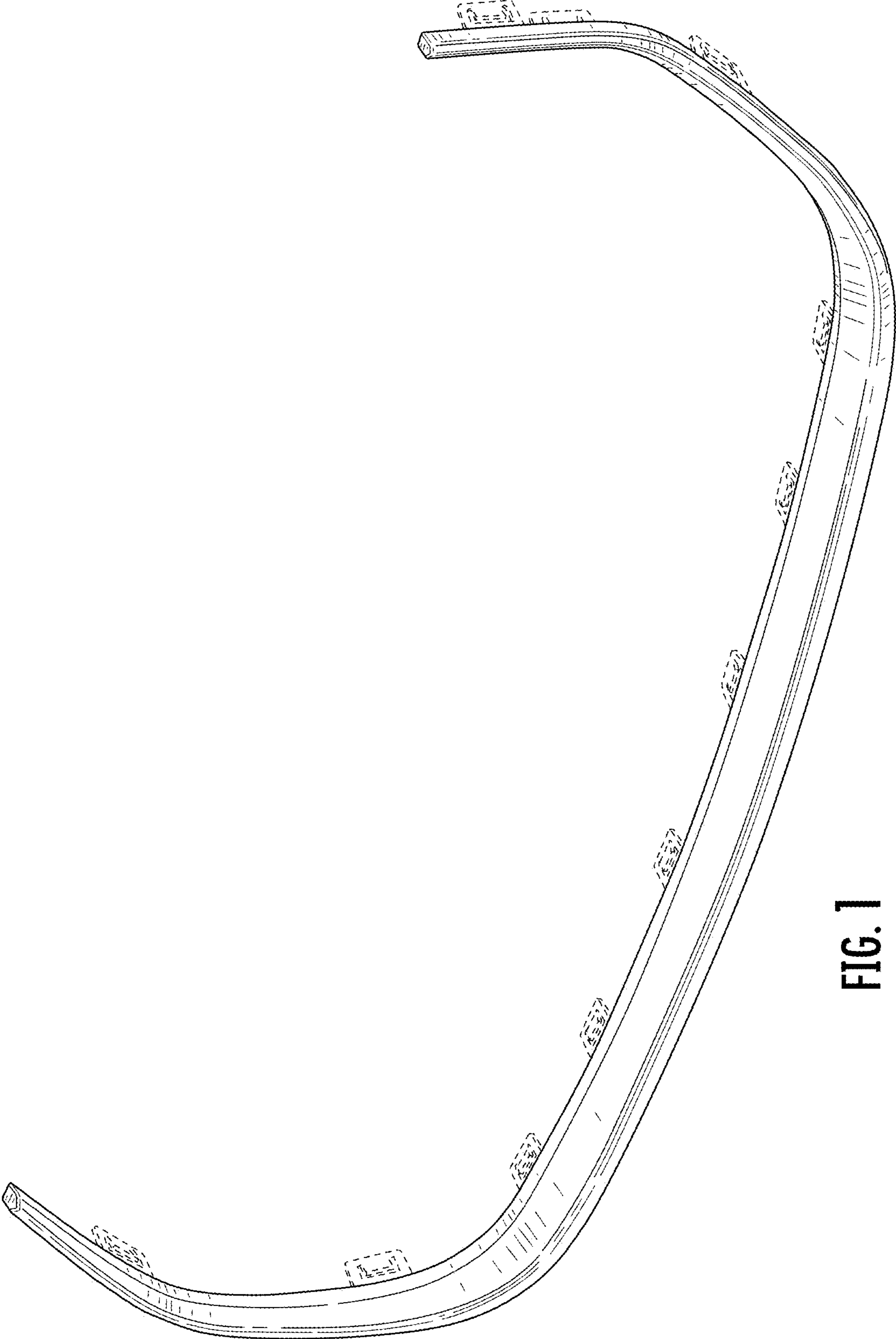


FIG. 1




FIG. 2




FIG. 3

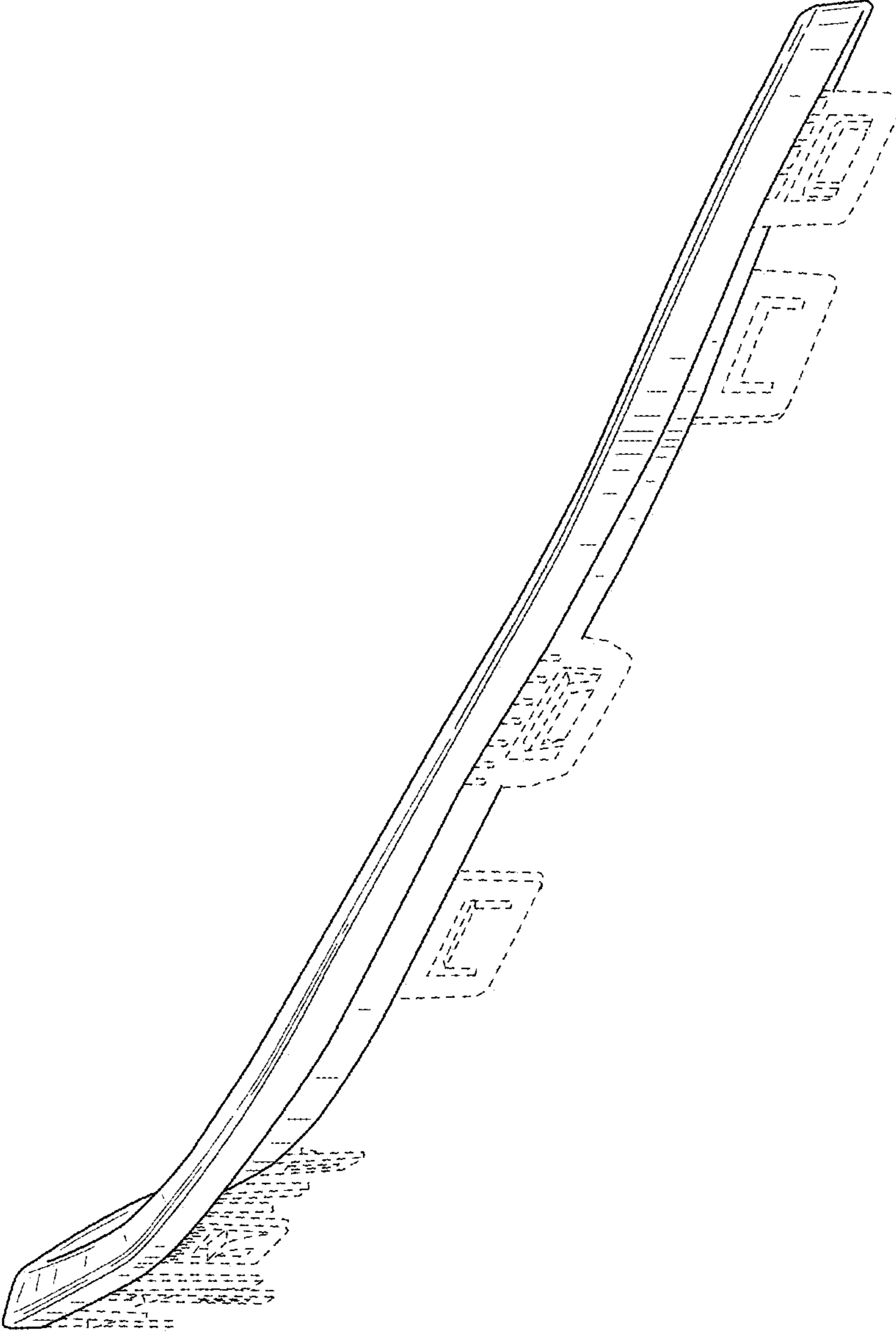


FIG. 4

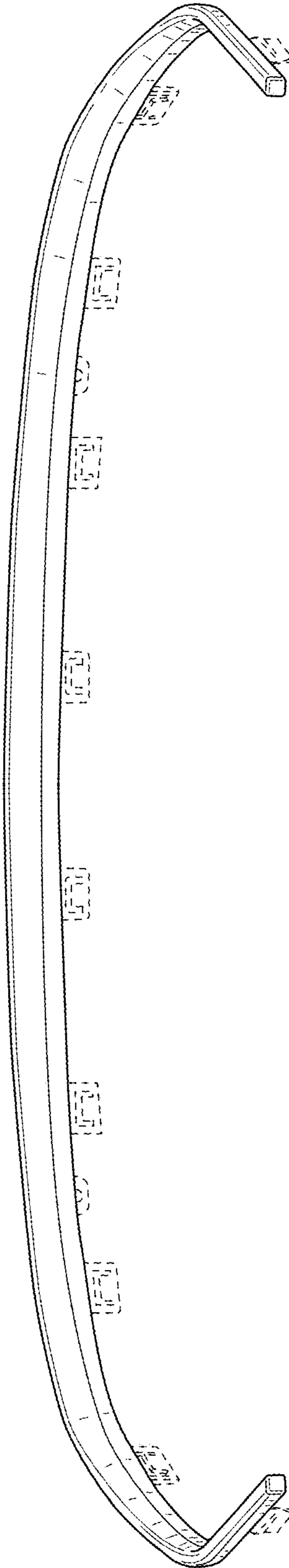


FIG. 5

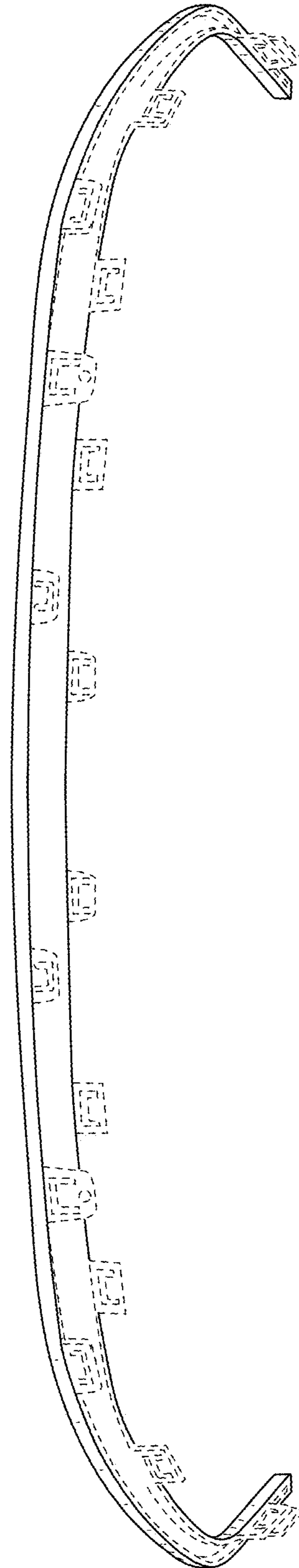


FIG. 6