



US00D958707S

(12) **United States Design Patent**
Manzoni

(10) **Patent No.:** **US D958,707 S**
(45) **Date of Patent:** **** Jul. 26, 2022**

- (54) **AUTOMOBILE**
- (71) Applicant: **Ferrari S.p.A.**, Modena (IT)
- (72) Inventor: **Flavio Manzoni**, Maranello (IT)
- (73) Assignee: **FERRARI S.p.A.**, Modena (IT)
- (**) Term: **15 Years**
- (21) Appl. No.: **29/773,340**
- (22) Filed: **Mar. 9, 2021**

D870,823 S *	12/2019	Manzoni	D12/92
D906,173 S *	12/2020	Carr	D12/88
10,906,597 B2 *	2/2021	Biancalana	B62D 35/005
D918,312 S *	5/2021	Manzoni	D12/92
D918,775 S *	5/2021	Frank	D12/92
D927,359 S *	8/2021	Manzoni	D12/92
D928,663 S *	8/2021	Manzoni	D12/92
D928,891 S *	8/2021	Manzoni	D12/91
D937,133 S *	11/2021	Manzoni	D12/92
D942,327 S *	2/2022	Crijns	B62D 35/005
				D12/88

Related U.S. Application Data

- (62) Division of application No. 35/508,714, filed on Aug. 27, 2019 (U.S. filing date under 35 U.S.C. 384), and having an international filing date of Aug. 27, 2019, now Pat. No. Des. 928,663.

Foreign Application Priority Data

- Feb. 27, 2019 (EM) 006268801

- (51) **LOC (13) Cl.** **12-16**

- (52) **U.S. Cl.**
USPC **D12/164**; D12/196

- (58) **Field of Classification Search**
USPC D12/86, 90-92, 181-184, 196, 206, 400;
D21/424, 433, 533, 548, 549, 551;
D11/125, 163
CPC B62D 25/00; B62D 25/02; B62D 25/06;
B62D 35/005; B62D 35/007; B62D
35/008; B62D 35/02; F21S 41/43
See application file for complete search history.

(56) **References Cited**

U.S. PATENT DOCUMENTS

- D753,548 S * 4/2016 Gilles D12/92
- D774,415 S * 12/2016 Menegon D12/92

OTHER PUBLICATIONS

Bigg, M., Ferrari F8 Tributo revealed as 488 GTB replacement, Feb. 28, 2019, Carbuzz.com, retrieved Mar. 9, 2022 from <URL:https://carbuzz.com/news/ferrari-f8-tributo-revealed-as-488-gtb-replacement> (Year: 2019).*

* cited by examiner

Primary Examiner — Calvin E Vansant

(74) *Attorney, Agent, or Firm* — Cowan, Liebowitz & Latman, P.C.; Anastasia Zhadina

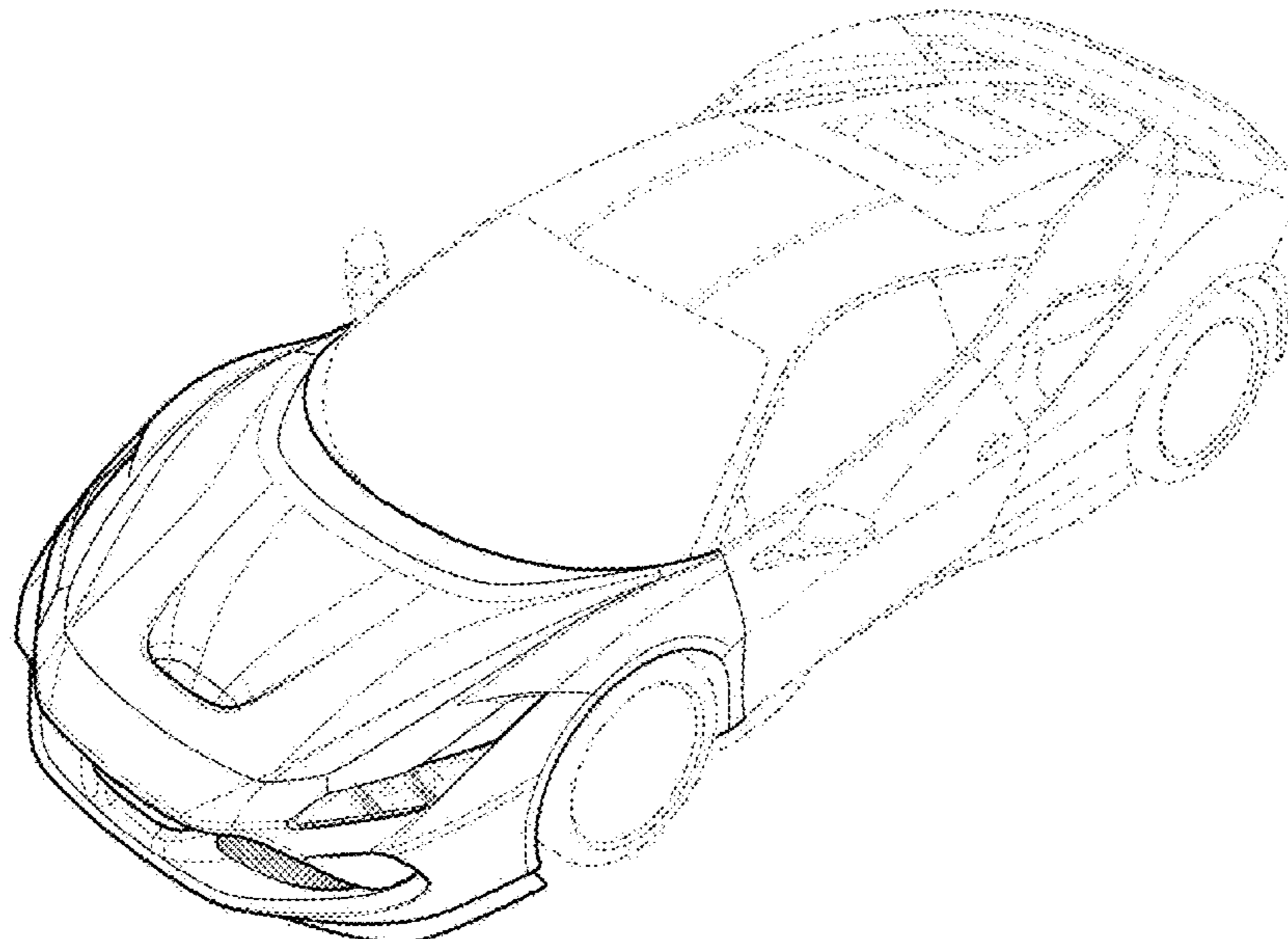
(57) **CLAIM**

The ornamental design for an automobile, as shown and described.

DESCRIPTION

FIG. 1 is a front perspective view of a first embodiment of the automobile showing my design;
FIG. 2 is a rear perspective view thereof;
FIG. 3 is a front view thereof;
FIG. 4 is a left-side view thereof;
FIG. 5 is a right-side view thereof; and,
FIG. 6 is a top plan view thereof.
Portions of the automobile shown in broken lines form no part of the claimed design.

1 Claim, 6 Drawing Sheets



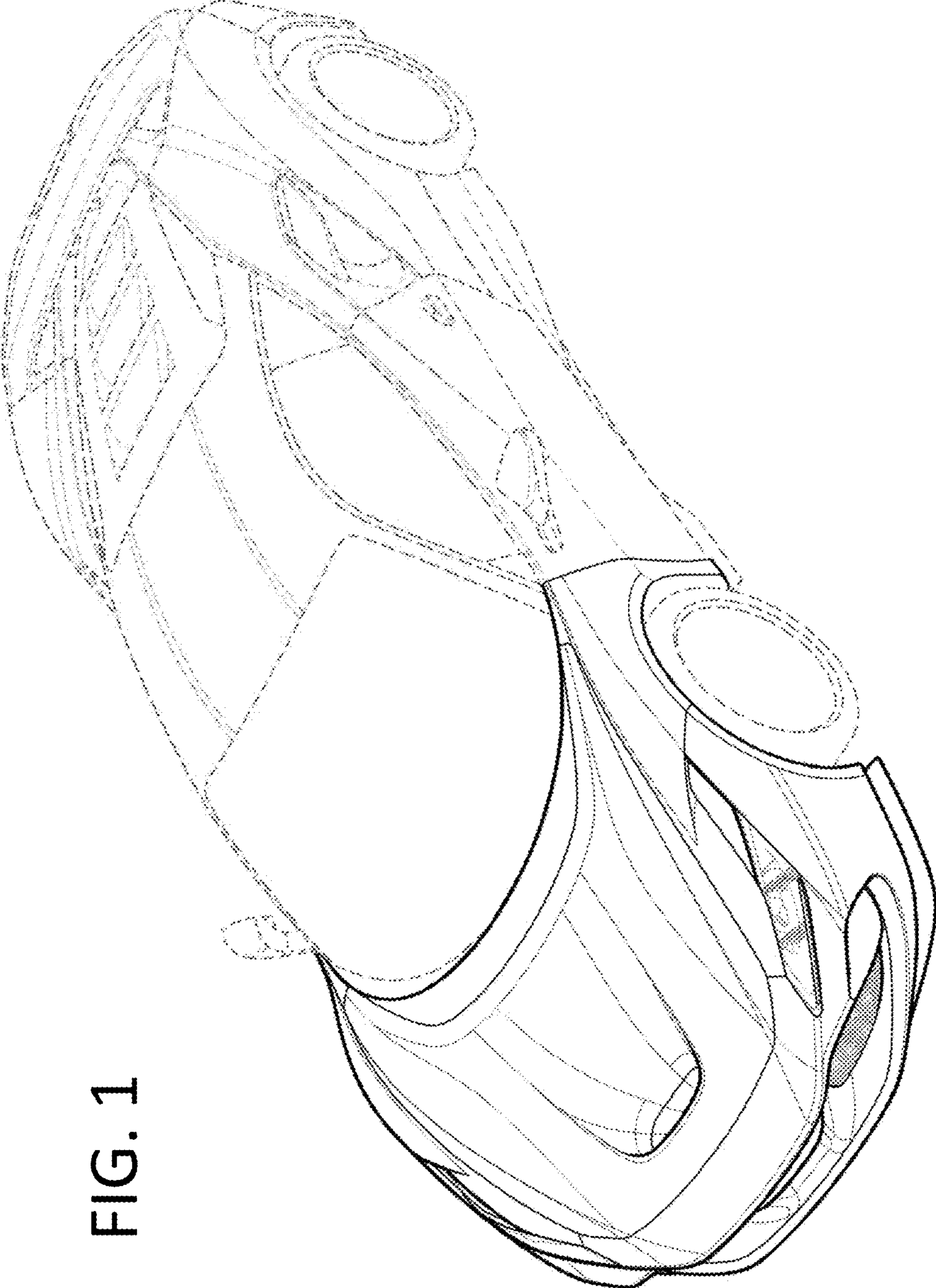


FIG. 1

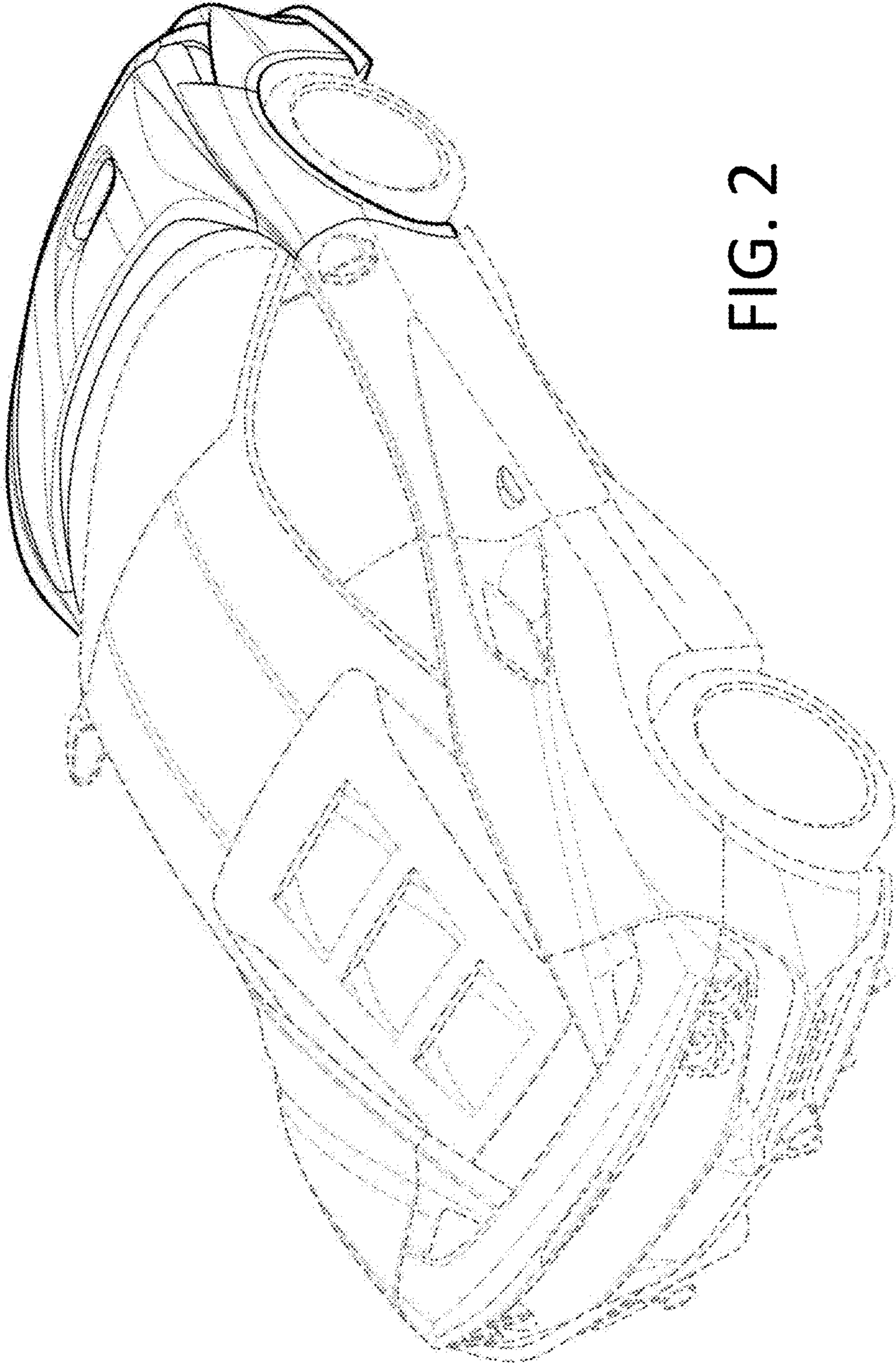


FIG. 2

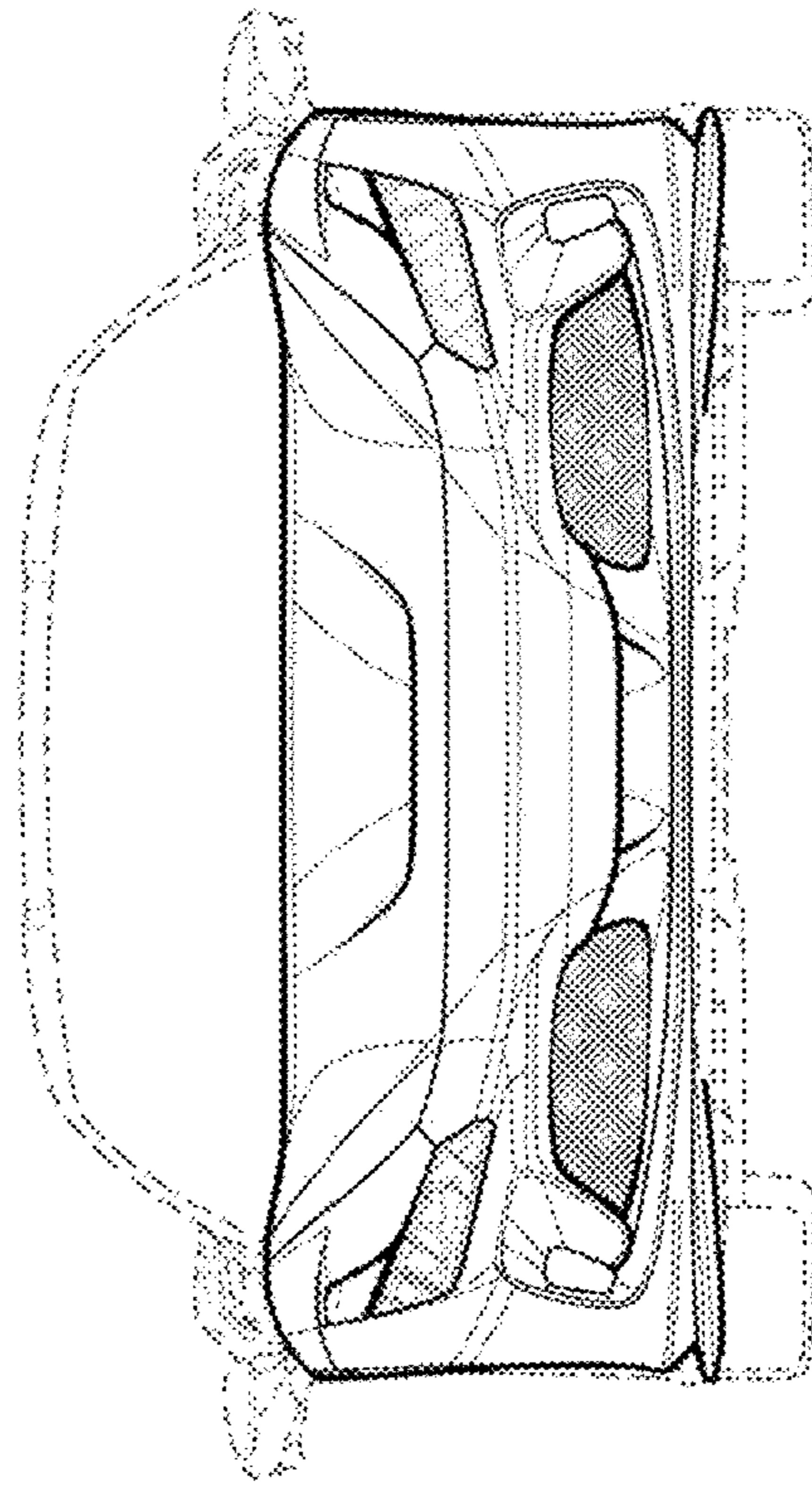


FIG. 3

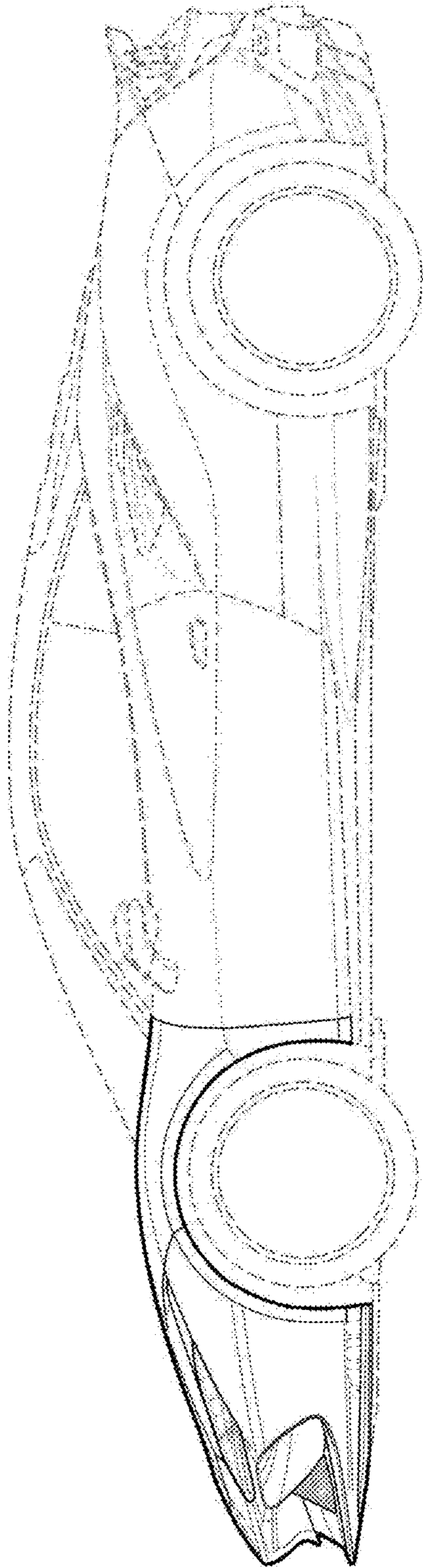


FIG. 4

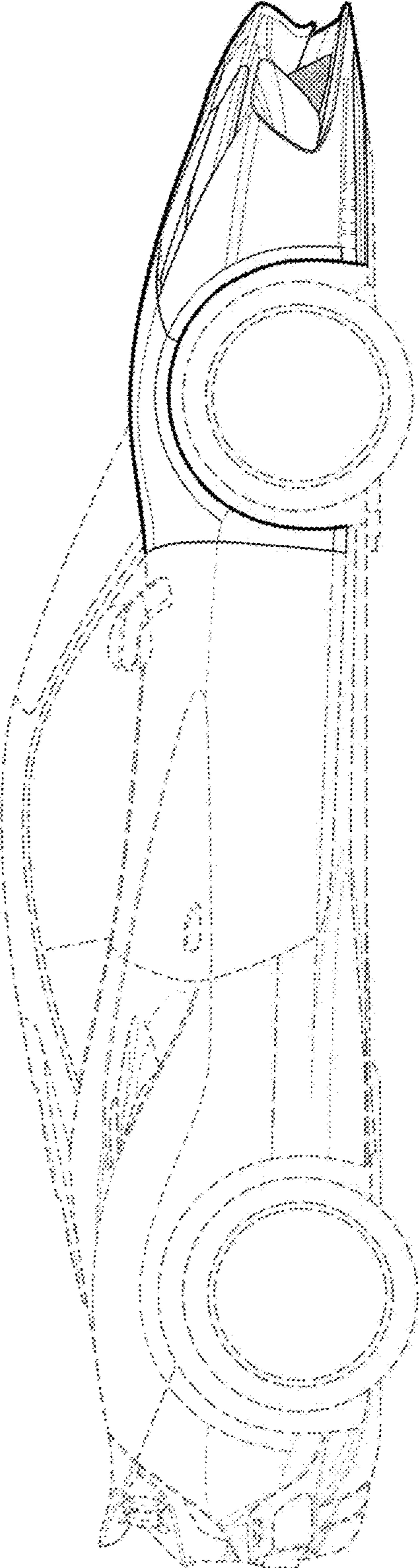


FIG. 5

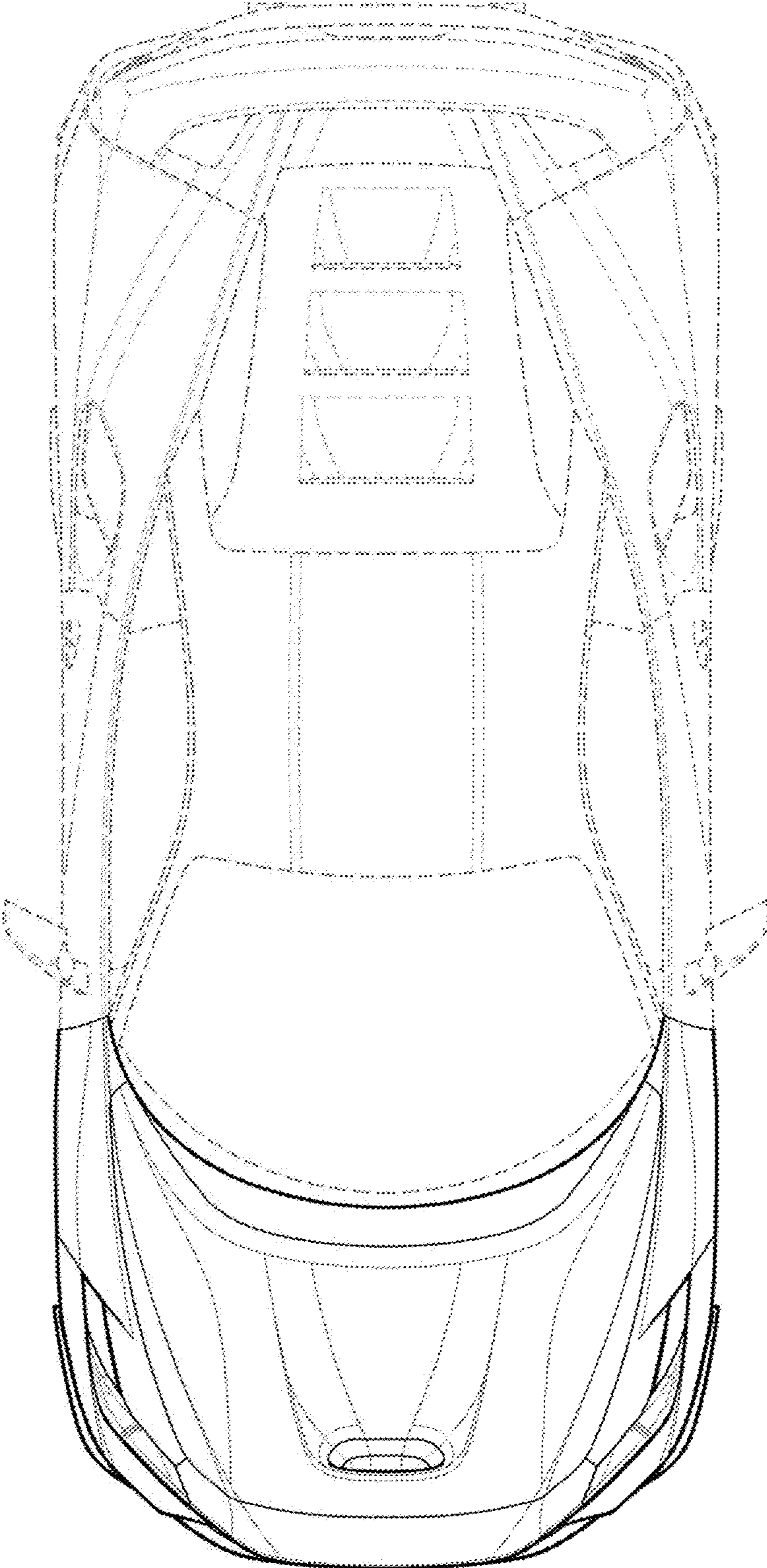


FIG. 6