



US00D958697S

(12) **United States Design Patent**
Cattabriga et al.

(10) **Patent No.:** **US D958,697 S**
(45) **Date of Patent:** **** Jul. 26, 2022**

(54) **CAR**
(71) Applicant: **FERRARI S.p.A.**, Modena (IT)
(72) Inventors: **Adalberto Cattabriga**, Modena (IT);
Luca Zanetti, Modena (IT); **Matteo Biancalana**, Modena (IT)
(73) Assignee: **FERRARI S.p.A.**, Modena (IT)
(**) Term: **15 Years**
(21) Appl. No.: **35/511,056**
(22) Filed: **Jun. 30, 2020**
(80) **Hague Agreement Data**
Int. Filing Date: **Jun. 30, 2020**
Int. Reg. No.: **DM/209317**
Int. Reg. Date: **Jun. 30, 2020**
Int. Reg. Pub. Date: **Jan. 1, 2021**

(30) **Foreign Application Priority Data**
Dec. 30, 2019 (EM) 007461603
(51) **LOC (13) Cl.** **12-08**
(52) **U.S. Cl.**
USPC **D12/92**
(58) **Field of Classification Search**
USPC D12/86, 90, 91, 92, 98; D21/424, 433,
D21/434
CPC B62D 25/00; B62D 25/06; B62D 33/00;
B62D 35/00
See application file for complete search history.

(56) **References Cited**
U.S. PATENT DOCUMENTS
D680,030 S * 4/2013 Rodriguez D12/92
D703,585 S * 4/2014 Scheinhutte D12/92
D710,260 S * 8/2014 Villarreal D12/92
9,073,410 B2 * 7/2015 Bruant B60J 7/028

D738,259 S * 9/2015 Ohnuma D12/92
D763,737 S * 8/2016 Varga D12/92
D786,134 S * 5/2017 Varga D12/92
D790,405 S * 6/2017 Christensen D12/92
9,725,020 B2 * 8/2017 Fainello B62D 31/00
D796,998 S * 9/2017 Christensen D12/92
D797,606 S * 9/2017 Oh D12/92
D808,302 S * 1/2018 Oh D12/92
D809,971 S * 2/2018 Lee D12/92

(Continued)

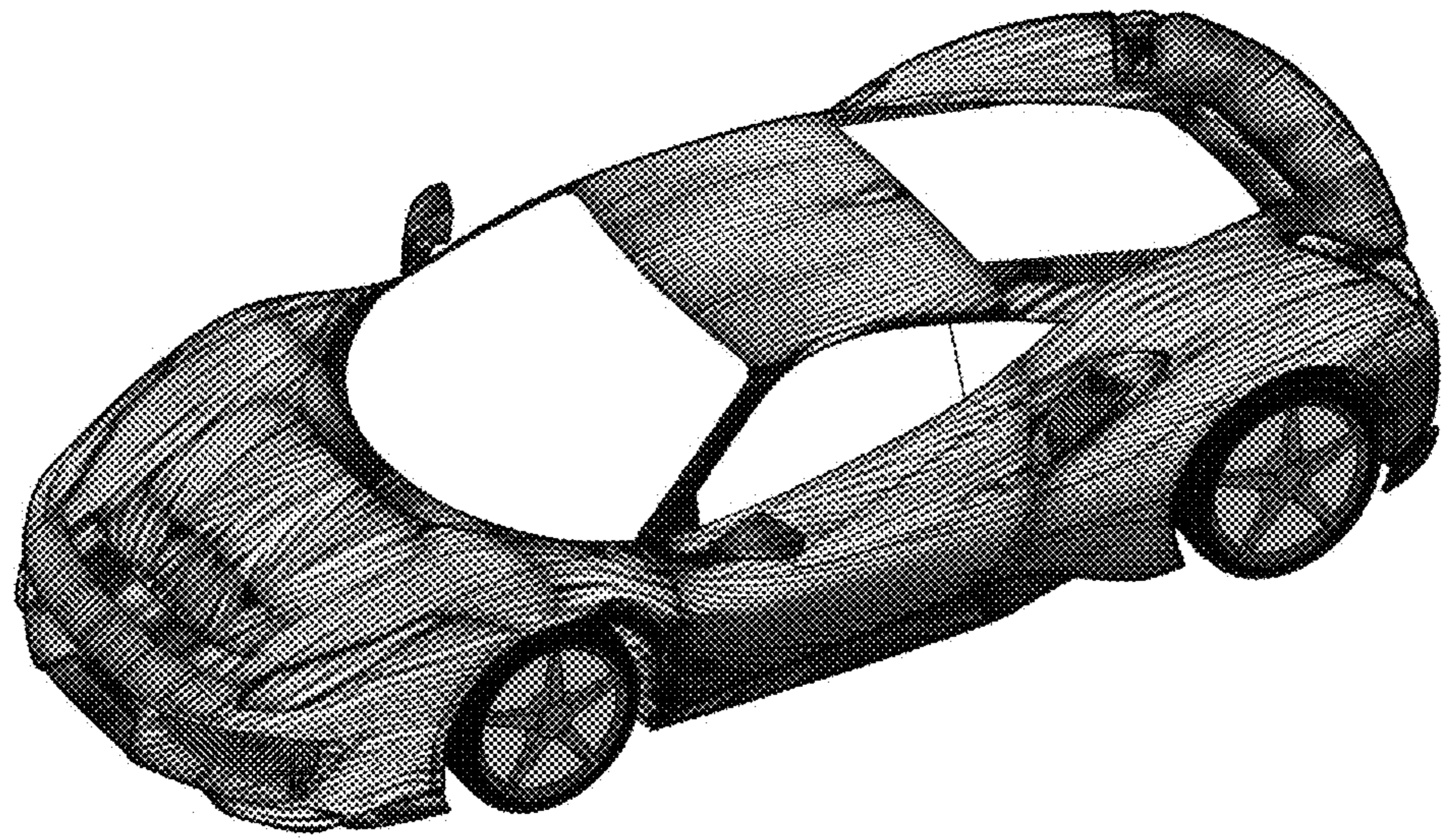
Primary Examiner — Darlington Ly
(74) *Attorney, Agent, or Firm* — Cowan, Liebowitz & Latman, P.C.; Anastasia Zhadina

(57) **CLAIM**
The ornamental design for a car, as shown and described.

DESCRIPTION

The patent or application file contains at least one drawing executed in color. Copies of this patent or patent application publication with color drawing(s) will be provided by the Office upon request and payment of the necessary fee.
1.-2. Car
1.1 is a top, front, and left side perspective view of a car embodying our new design in accordance to a first embodiment;
1.2 is a top, rear, and left side perspective view thereof;
1.3 is a front elevation view thereof;
1.4 is a rear elevation view thereof;
1.5 is a left side elevation view thereof; and
1.6 is a top plan view thereof.
2.1 is a top, front, and left side perspective view of a car embodying our new design in accordance to a second embodiment;
2.2 is a top, rear, and left side perspective view thereof;
2.3 is a front elevation view thereof;
2.4 is a rear elevation view thereof;
2.5 is a left side elevation view thereof; and
2.6 is a top plan view thereof.

1 Claim, 12 Drawing Sheets
(6 of 12 Drawing Sheet(s) Filed in Color)



(56)

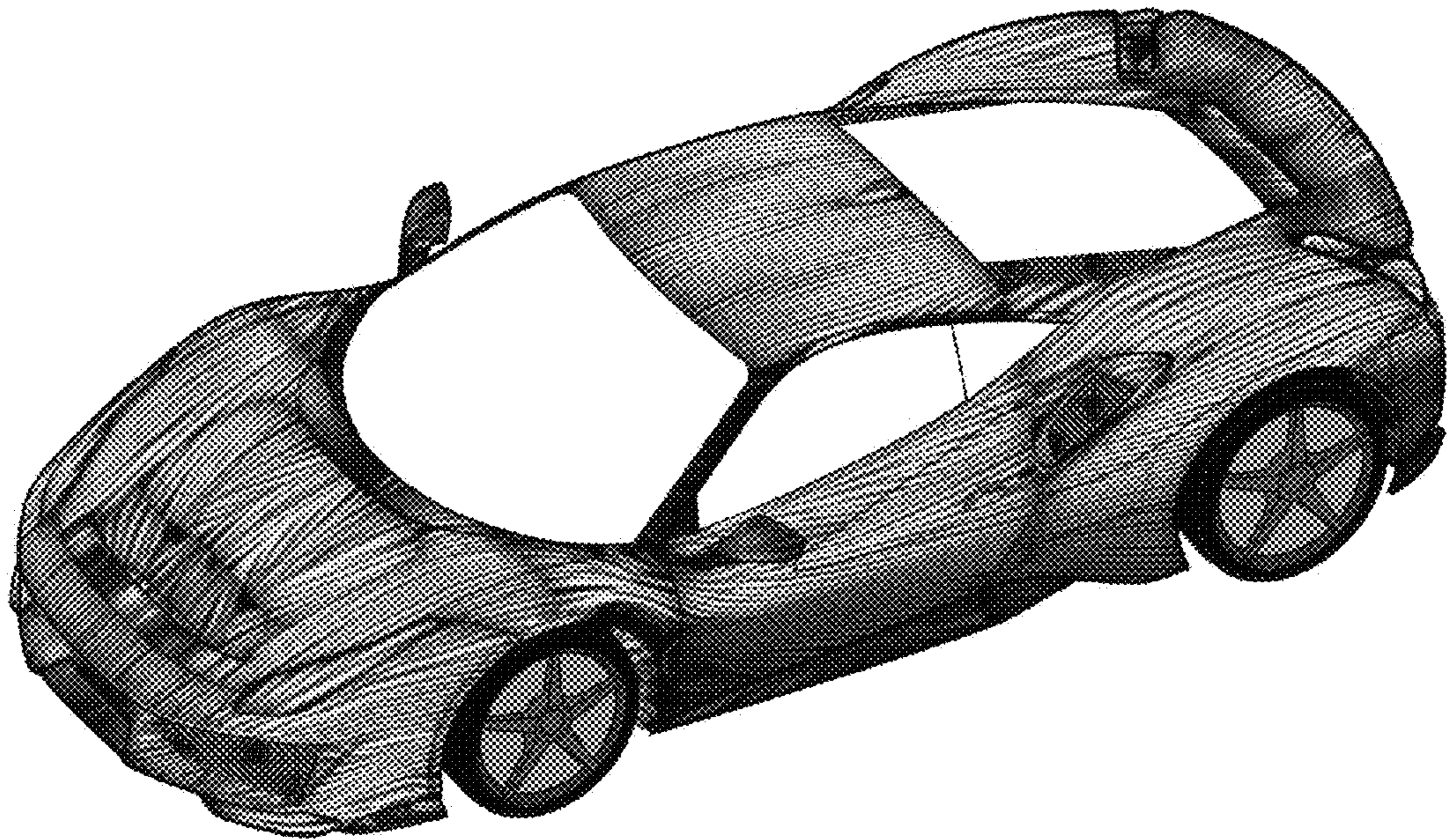
References Cited

U.S. PATENT DOCUMENTS


D809,972 S *	2/2018	Fisker	D12/92
D825,388 S *	8/2018	Karras	D12/92
D831,542 S *	10/2018	Russo	D12/92
D836,031 S *	12/2018	Lim	D12/92
D840,874 S *	2/2019	Fisker	D12/92
D845,174 S *	4/2019	Iwao	D12/92
D847,028 S *	4/2019	Loeb	D12/92

* cited by examiner


1.1



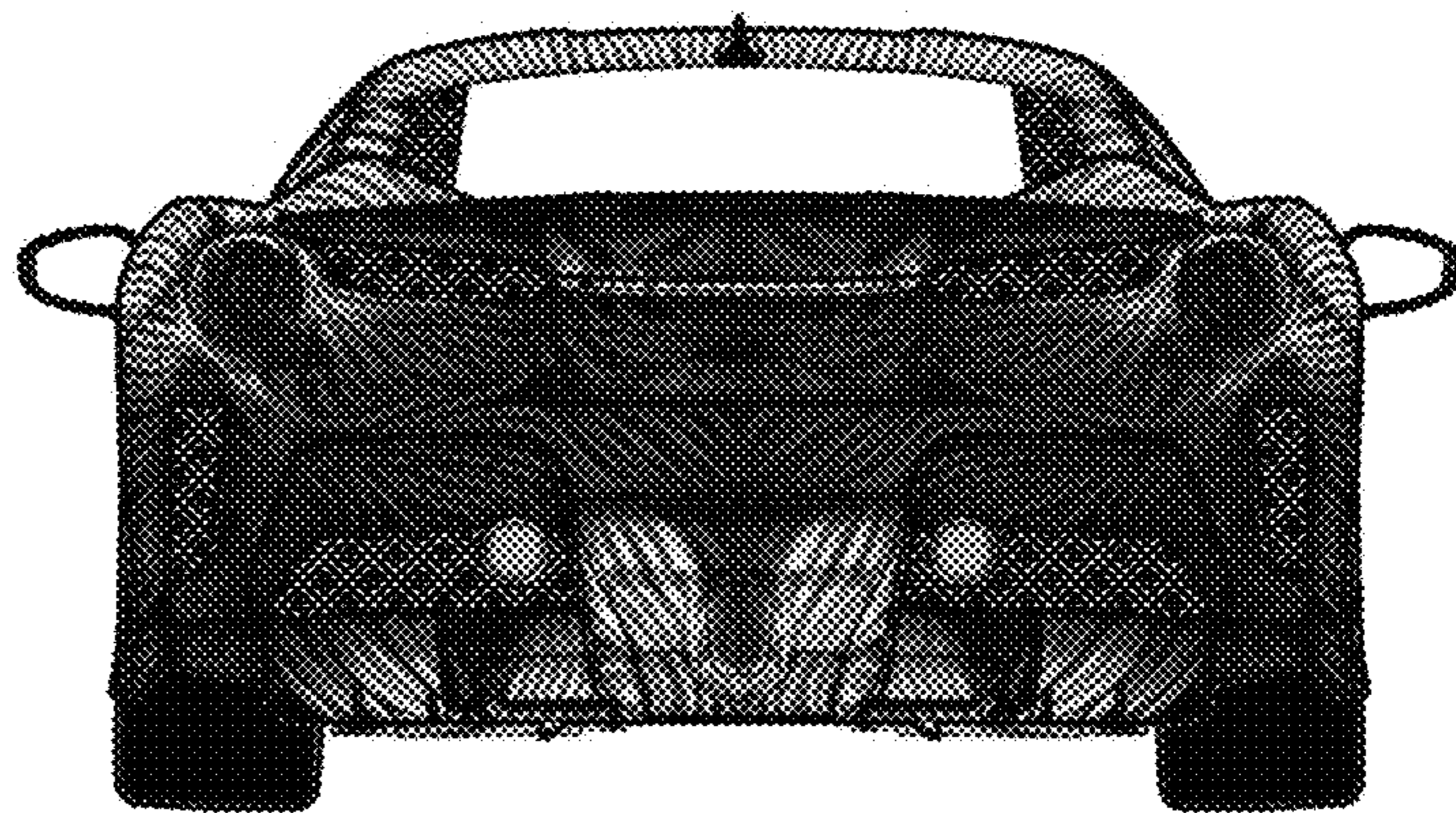
1.2



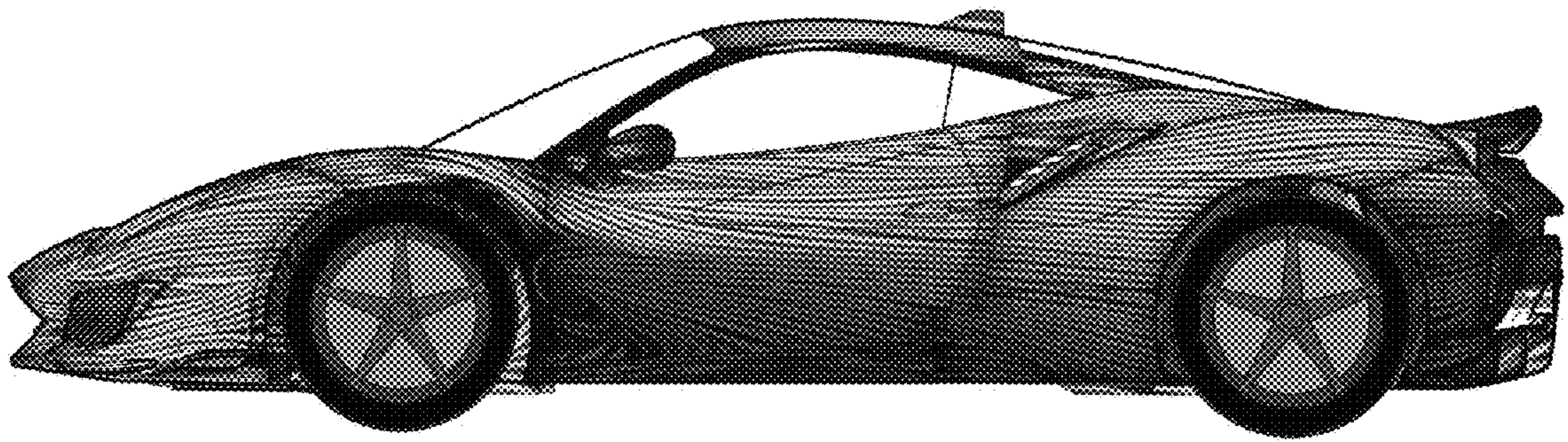
1.3



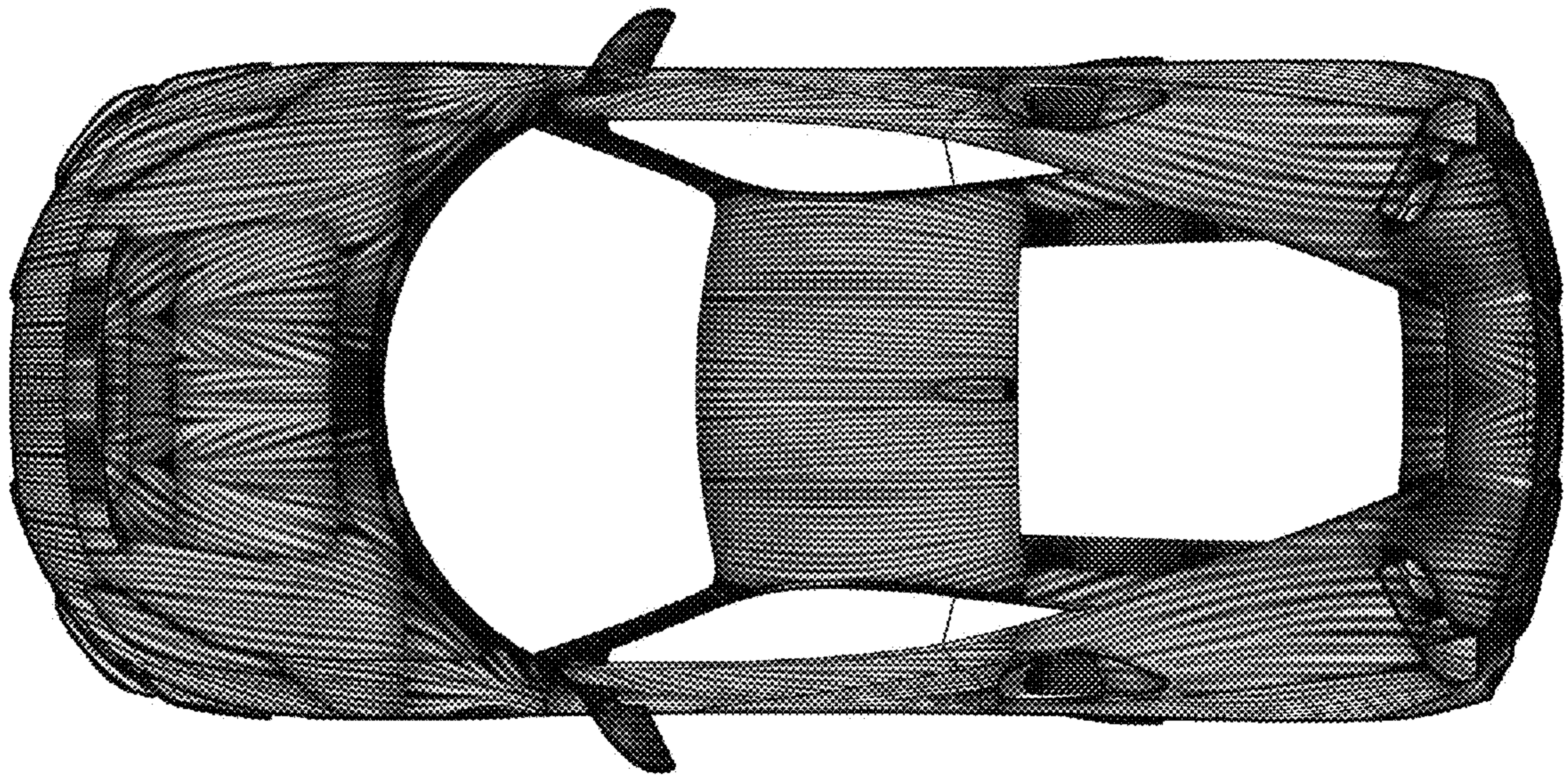
1.4




1.5



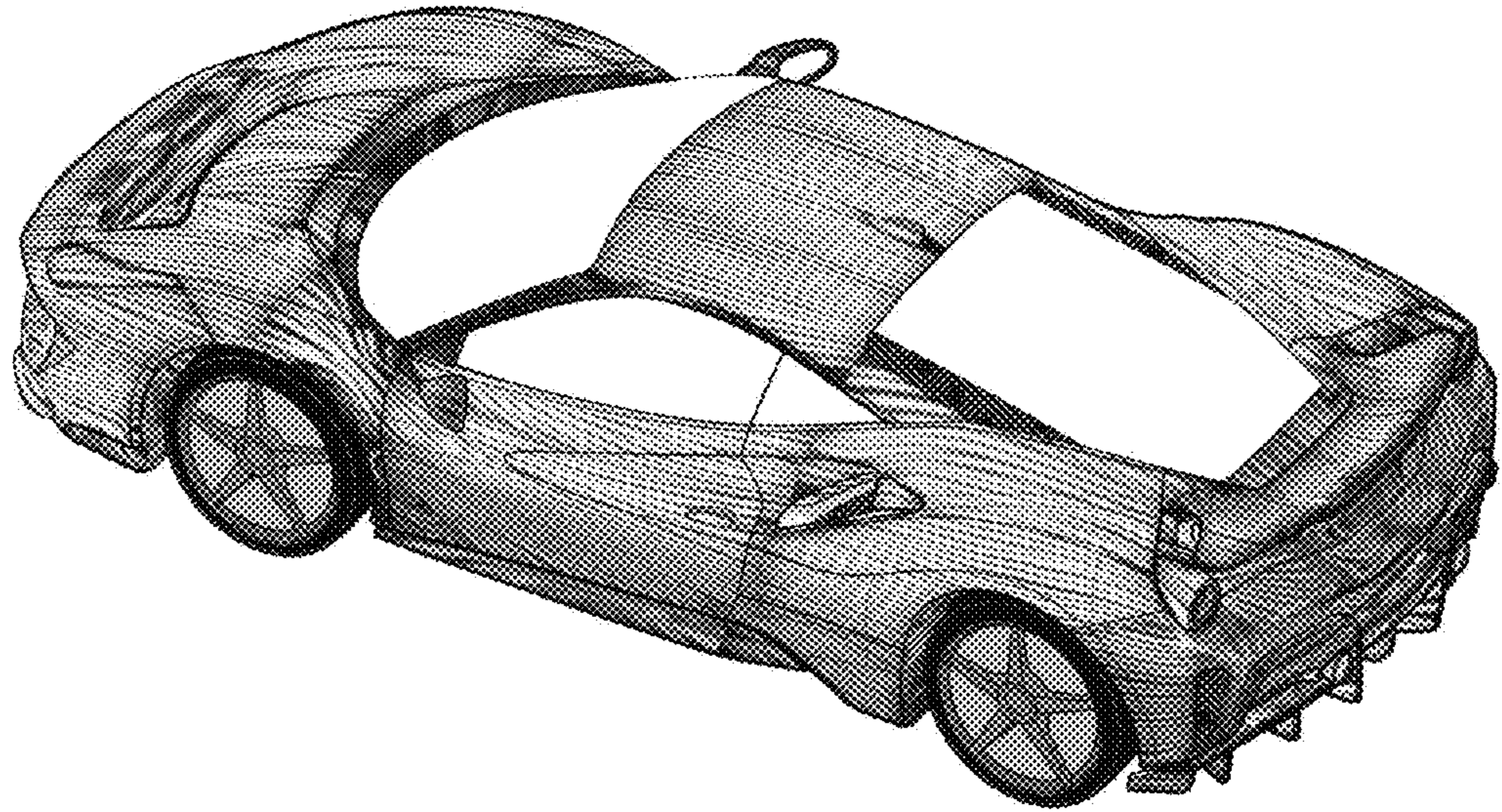
1.6




2.1



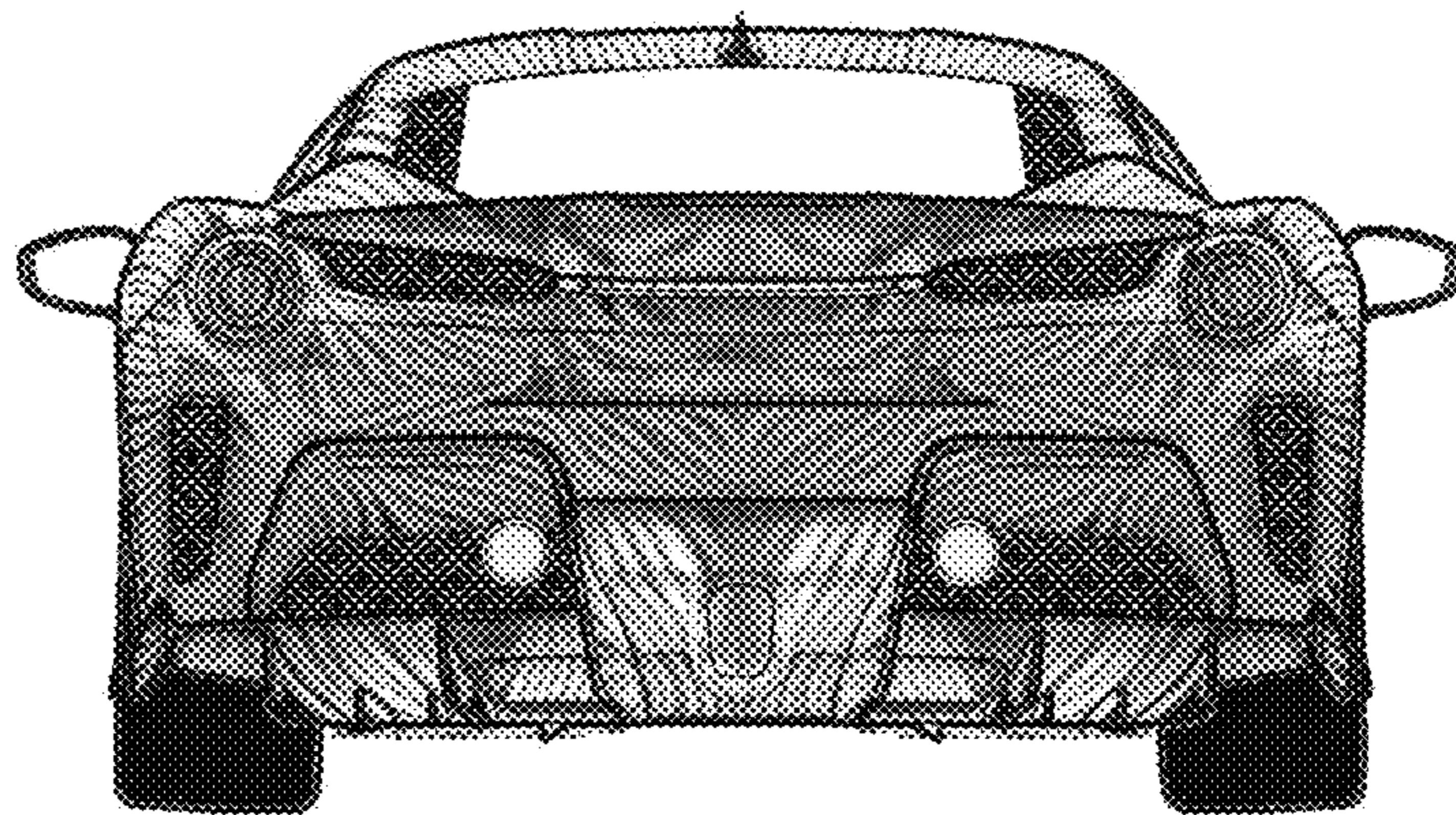
2.2



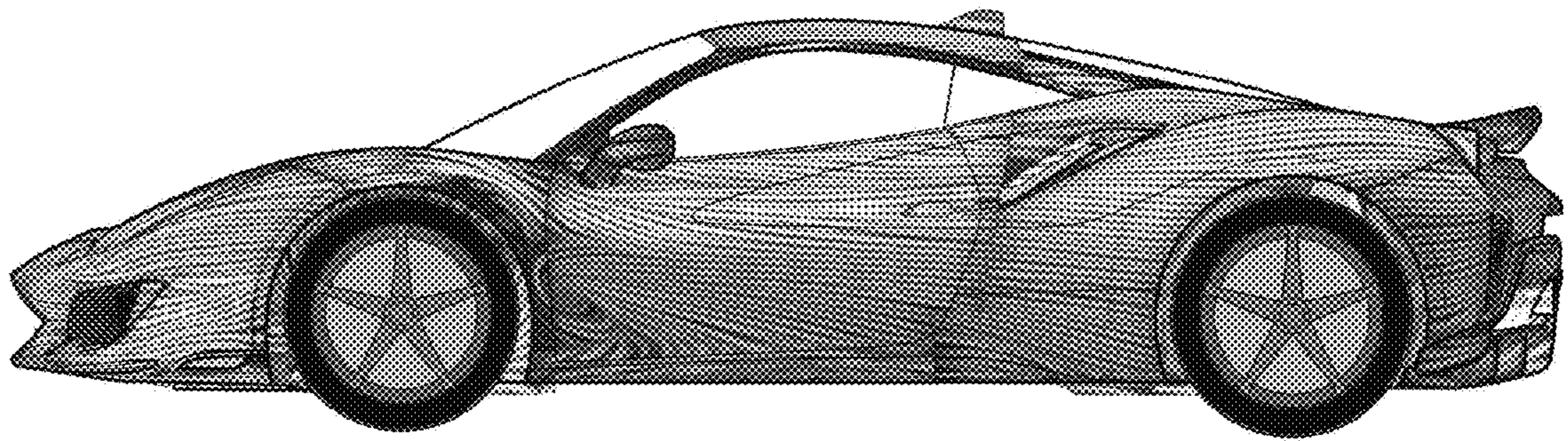
2.3



2.4



2.5



2.6

