



US00D958695S

(12) **United States Design Patent** (10) **Patent No.:** **US D958,695 S**
Tsuchida et al. (45) **Date of Patent:** **** Jul. 26, 2022**

- (54) **MOTOR VEHICLE**
- (71) Applicant: **MAZDA MOTOR CORPORATION**,
Hiroshima (JP)
- (72) Inventors: **Yasutake Tsuchida**, Hiroshima (JP);
Ichiro Sakai, Hiroshima (JP); **Masaki Hirata**,
Hiroshima (JP); **Takafumi Shimada**, Hiroshima (JP);
Yasuyuki Murata, Hiroshima (JP)
- (73) Assignee: **MAZDA MOTOR CORPORATION**,
Hiroshima (JP)
- (**) Term: **15 Years**
- (21) Appl. No.: **29/772,006**
- (22) Filed: **Feb. 26, 2021**
- (51) **LOC (13) Cl.** **12-08**
- (52) **U.S. Cl.**
USPC **D12/91**
- (58) **Field of Classification Search**
USPC D12/86, 90-92, 88; D21/424, 433, 434,
D21/533; 296/181.1-181.5, 183.1
CPC B62D 25/00; B62D 25/06; B62D 33/00;
B62D 35/00
See application file for complete search history.

(56) **References Cited**

U.S. PATENT DOCUMENTS

D512,000 S *	11/2005	Suzuki	D12/91
D573,063 S *	7/2008	Sawai	D12/92
D649,911 S *	12/2011	Okumoto	D12/92
D690,619 S *	10/2013	Jelec	D12/91
D693,274 S *	11/2013	Tamatani	D12/92
D694,153 S *	11/2013	Takahashi	D12/92
D696,980 S *	1/2014	Miyazawa	D12/92
D697,834 S *	1/2014	Okue	D12/91
D705,700 S *	5/2014	Chen	D12/91
D711,785 S *	8/2014	Tabata	D12/92

D718,661 S *	12/2014	Tabata	D12/91
D731,923 S *	6/2015	Tanaka	D12/91
D735,078 S *	7/2015	Tamiya	D12/91
D741,752 S *	10/2015	Messale	D12/91
D754,031 S *	4/2016	Talsma	D12/91
D755,676 S *	5/2016	Yoshimine	D12/91
D765,546 S *	9/2016	Kimoto	D12/91
D790,404 S *	6/2017	Iwao	D12/92
D819,493 S *	6/2018	Tabata	D12/91
D830,909 S *	10/2018	Lichte	D12/92
D830,910 S *	10/2018	Tamatani	D12/92
D842,760 S *	3/2019	Tsuchida	D12/92
D845,174 S *	4/2019	Iwao	D12/92
D845,835 S *	4/2019	Tsuchida	D12/91
D859,214 S *	9/2019	Ahn	D12/91
D879,664 S *	3/2020	Chen	D12/91
D896,127 S *	9/2020	Yanagisawa	D12/91
D929,257 S *	8/2021	Matsuda	D12/91
D950,415 S *	5/2022	Kimoto	D12/91

* cited by examiner

Primary Examiner — Melody N Brown

(74) Attorney, Agent, or Firm — Studebaker & Brackett
PC

(57) **CLAIM**

The ornamental design for a motor vehicle, as shown and described.

DESCRIPTION

FIG. 1 is a top, front and left side perspective view of a motor vehicle showing our new design;
 FIG. 2 is a left, front perspective view thereof;
 FIG. 3 is a top, rear and right side perspective view thereof;
 FIG. 4 is a right, rear perspective view thereof;
 FIG. 5 is a front elevational view thereof;
 FIG. 6 is a rear elevational view thereof;
 FIG. 7 is a left side elevational view thereof;
 FIG. 8 is a right side elevational view thereof; and,
 FIG. 9 is a top plan view thereof.

1 Claim, 9 Drawing Sheets






Fig. 1



Fig. 2



Fig. 3



Fig. 4




Fig. 5




Fig. 6



Fig. 7



Fig. 8

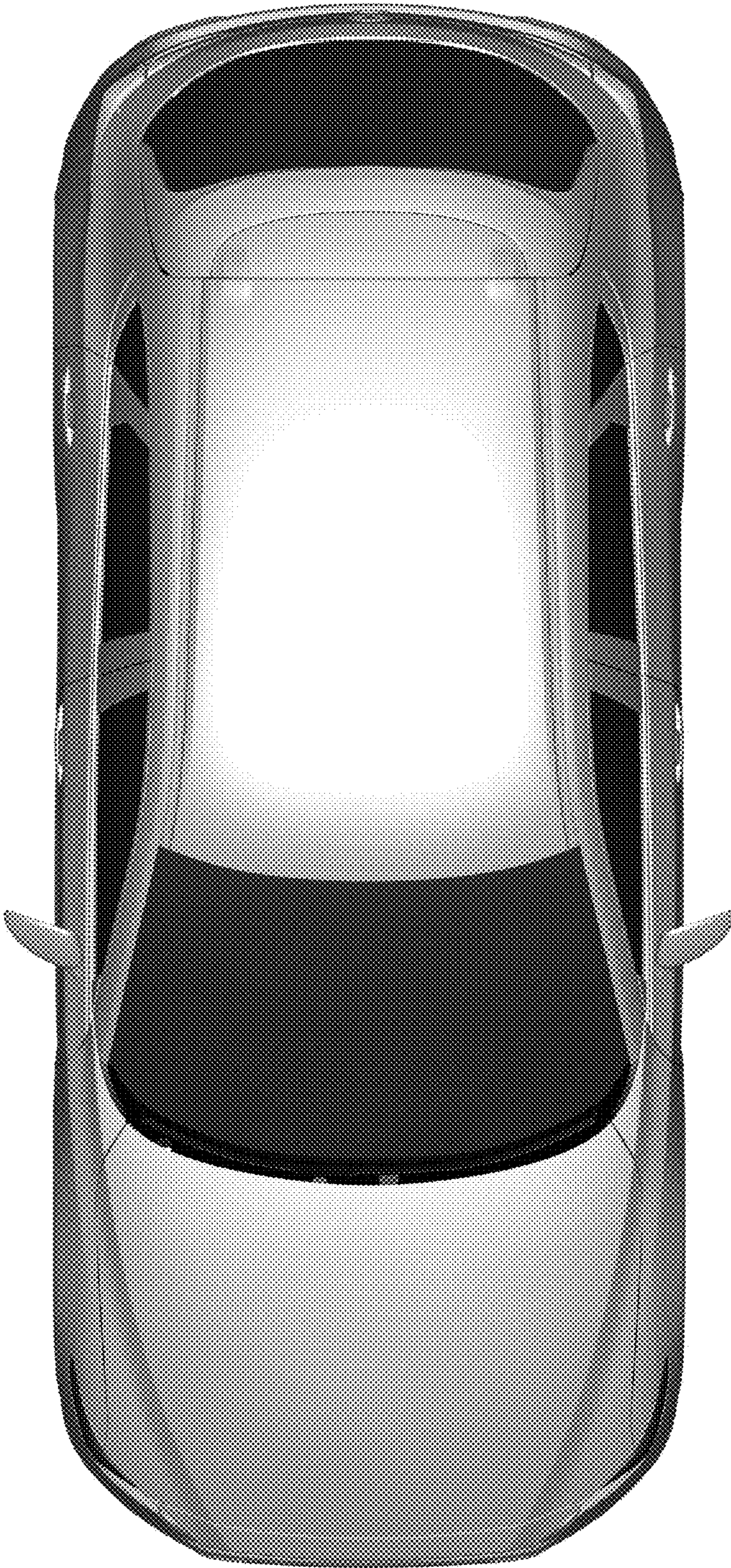


Fig. 9