



US00D958678S

(12) **United States Design Patent**  
**Gao**

(10) **Patent No.:** **US D958,678 S**

(45) **Date of Patent:** **\*\* Jul. 26, 2022**

(54) **TREAD WEAR DETECTING DEVICE**

(56)

**References Cited**

(71) Applicant: **AUTEL INTELLIGENT TECHNOLOGY CORP., LTD.**,  
Guangdong (CN)

U.S. PATENT DOCUMENTS

(72) Inventor: **Ming Gao**, Guangdong (CN)

D209,053	S	*	10/1967	Link, Jr.	.....	D10/103
D264,824	S	*	6/1982	Sandel	.....	D10/71
D354,923	S	*	1/1995	Nightingale	.....	D10/78
D383,988	S	*	9/1997	Luebke	.....	D10/78
D390,481	S	*	2/1998	Atterbury	.....	D10/78
D407,031	S	*	3/1999	Bourgeois	.....	D10/78
D413,532	S	*	9/1999	Atterbury	.....	D10/78
D458,856	S	*	6/2002	Prineppi	.....	D10/78
D461,132	S	*	8/2002	Woolston	.....	D10/78
D462,024	S	*	8/2002	Nardo	.....	D10/62
D581,822	S	*	12/2008	Madison	.....	D10/78
D642,564	S	*	8/2011	Busri	.....	D10/78
D666,113	S	*	8/2012	Kwartler	.....	D10/78
D699,133	S	*	2/2014	Lamoreux	.....	D10/78

(73) Assignee: **Autel Intelligent Technology Corp., Ltd.**, Shenzhen (CN)

(\*\*) Term: **15 Years**

(21) Appl. No.: **29/760,583**

(22) Filed: **Dec. 2, 2020**

(Continued)

(30) **Foreign Application Priority Data**

Jun. 5, 2020 (CN) ..... 202030280234.2

(51) **LOC (13) Cl.** ..... **10-04**

(52) **U.S. Cl.**  
USPC ..... **D10/78**

(58) **Field of Classification Search**  
USPC ..... D10/71, 78, 81, 46, 75, 77, 70, 106.2;  
D24/216, 234, 108, 107, 225, 224, 169,  
D24/223, 186; D13/184, 199, 118, 133;  
D26/26

CPC ..... G01N 33/66; G01N 33/49; G01N 33/493;  
G01N 33/558; G01N 37/00; G01N 21/01;  
G01N 21/75; A61B 5/14532; A61B  
2560/0412; A61B 2560/0443; A61B  
2560/0462; Y10T 436/255; G08B 17/10;  
G08B 21/12; G08B 21/14; G08B 29/18;  
G08B 17/113; G08B 3/10; G08B 25/10;  
G08B 29/16; B01L 3/5027; B01L  
3/50273; B01L 3/502738; B01L  
2300/0609; B01L 2300/0672; B01L  
2300/0829; B01L 2200/025; B01L  
2200/026; B01L 2200/028; B01L 2200/16

See application file for complete search history.

OTHER PUBLICATIONS

Autel TPMS TBE200, TBE100 Introduction, YouTube, publication date Jan. 14, 2021, (online) URL: <https://www.youtube.com/watch?v=yd5GgYaQgv8> (Year: 2021).\*

*Primary Examiner* — George D. Kirschbaum  
*Assistant Examiner* — Antoinette Martine Suiter

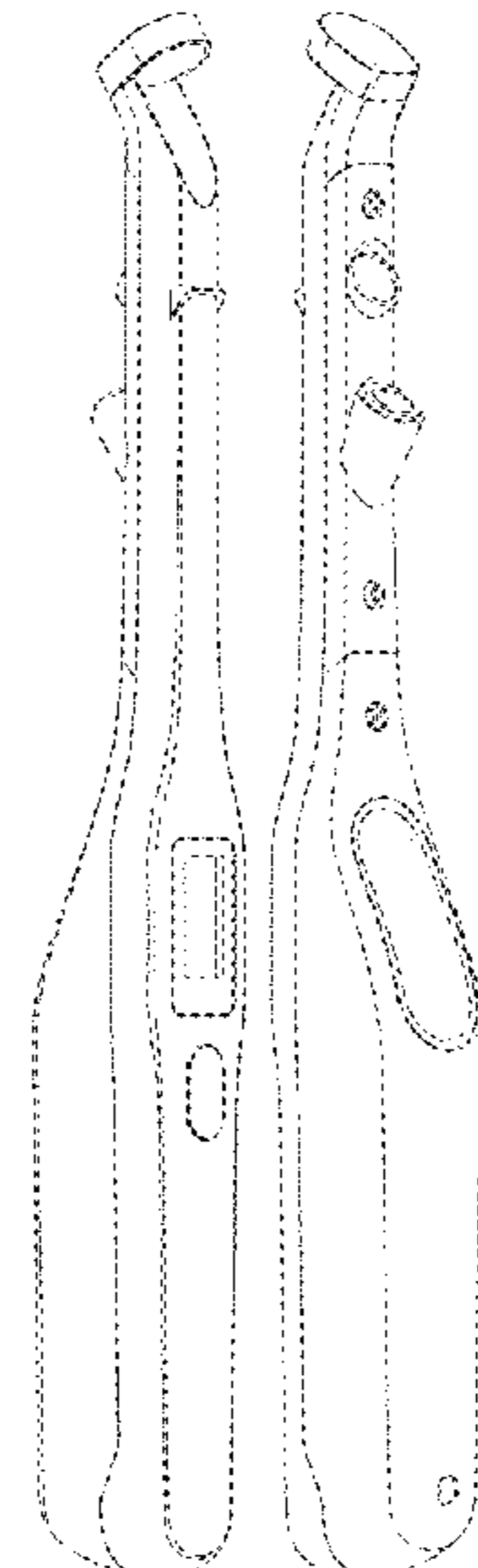
(57) **CLAIM**

I claim the ornamental design for a tread wear detecting device, as shown and described.

**DESCRIPTION**

FIG. 1 is a front elevational view of a tread wear detecting device showing our new design;  
FIG. 2 is a back elevational view thereof;  
FIG. 3 is a left side elevational view thereof;  
FIG. 4 is a right side elevational view thereof;  
FIG. 5 is a top plan view thereof;  
FIG. 6 is a bottom plan view thereof;  
FIG. 7 is a front perspective view thereof; and,  
FIG. 8 is a rear perspective view thereof.

**1 Claim, 7 Drawing Sheets**



(56)

**References Cited**

U.S. PATENT DOCUMENTS

D750,985 S *	3/2016	Wong .....	D10/78
D760,099 S *	6/2016	Payne .....	D10/78
D838,196 S *	1/2019	Yang .....	D10/78
D849,576 S *	5/2019	Richer .....	D10/78
D856,167 S *	8/2019	Weiss .....	D10/46
D908,518 S *	1/2021	Clarke .....	D10/78
D931,128 S *	9/2021	Li .....	D10/78

\* cited by examiner

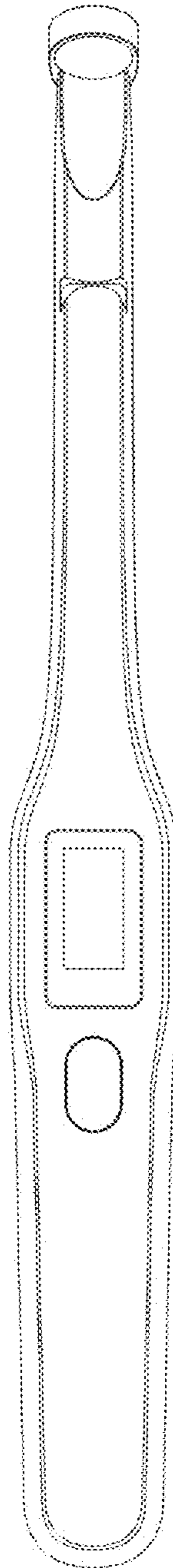


FIG.1

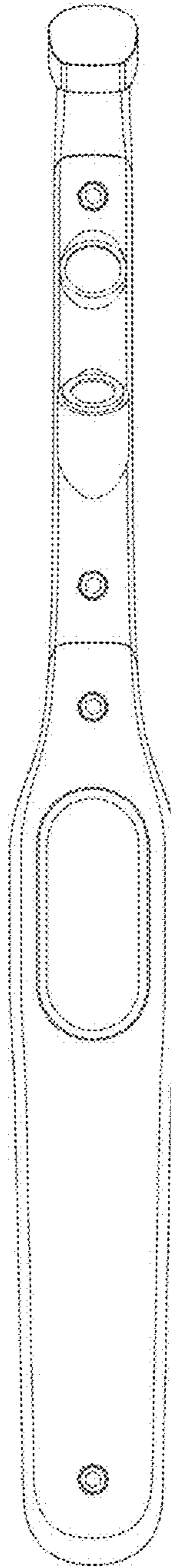


FIG.2




FIG.3




FIG.4

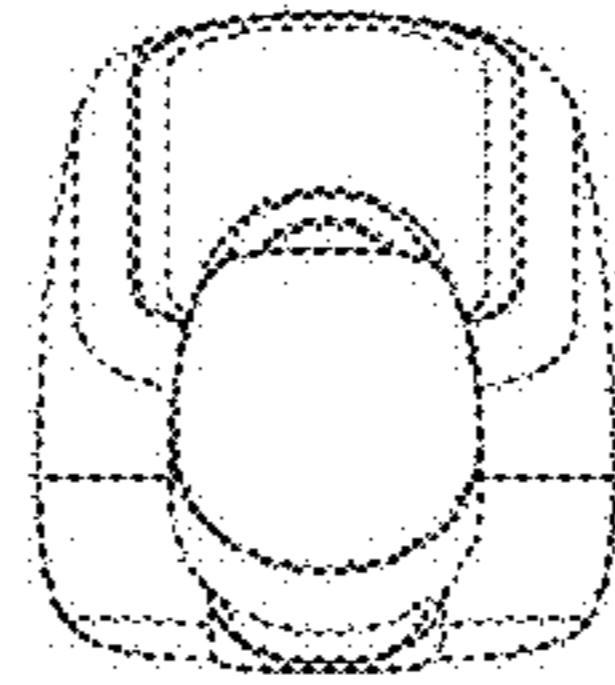


FIG.5

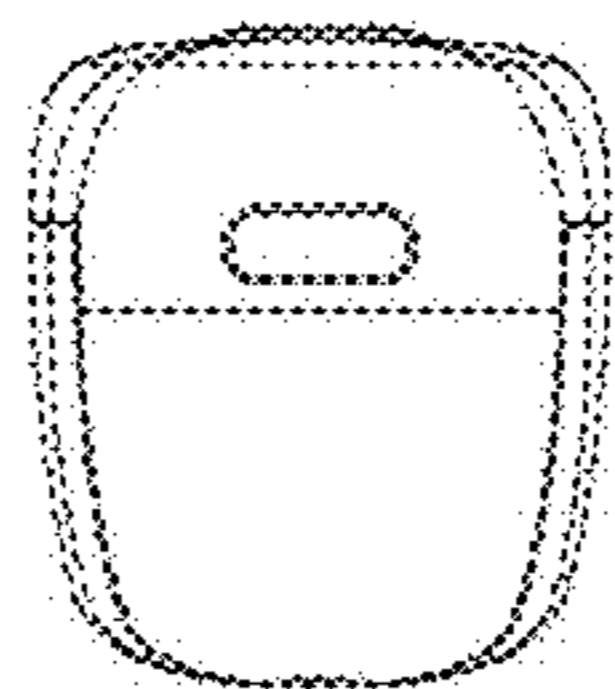


FIG.6

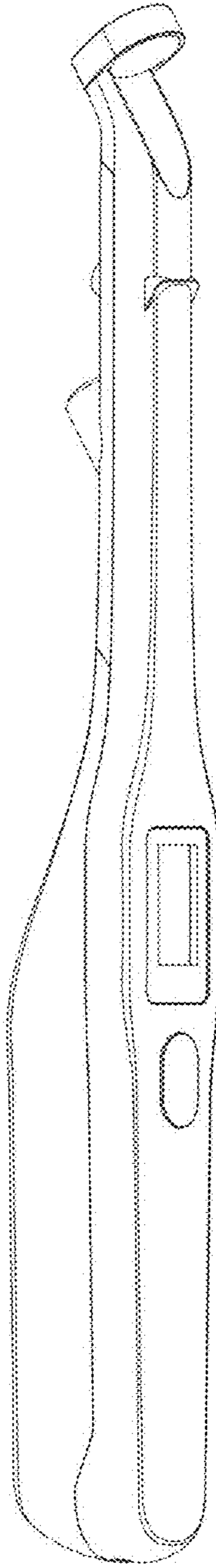


FIG.7



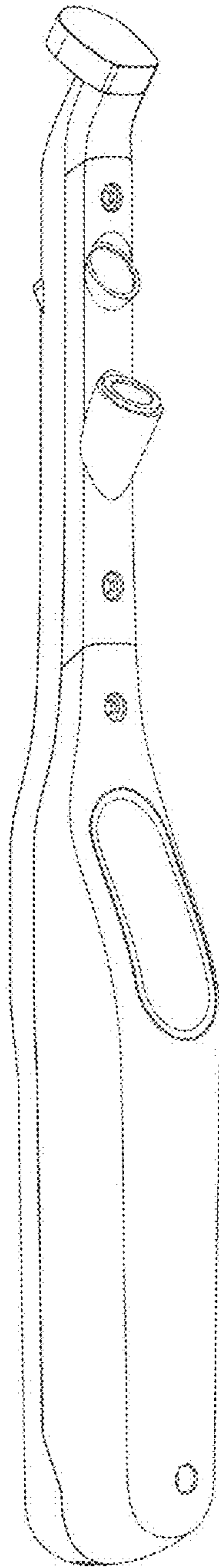


FIG. 8