



US00D958677S

(12) **United States Design Patent**
Akana et al.

(10) **Patent No.:** **US D958,677 S**

(45) **Date of Patent:** **** Jul. 26, 2022**

(54) **ELECTRONIC DEVICE**

(71) Applicant: **Apple Inc.**, Cupertino, CA (US)

(72) Inventors: **Jody Akana**, San Francisco, CA (US);
Molly Anderson, San Francisco, CA (US);
Bartley K. Andre, Palo Alto, CA (US);
Shota Aoyagi, San Francisco, CA (US);
Anthony Michael Ashcroft, San Francisco, CA (US);
Marine C. Bataille, San Francisco, CA (US);
Jeremy Bataillou, San Francisco, CA (US);
Markus Diebel, San Francisco, CA (US);
M. Evans Hankey, San Francisco, CA (US);
Julian Hoenig, San Francisco, CA (US);
Richard P. Howarth, San Francisco, CA (US);
Jonathan P. Ive, San Francisco, CA (US);
Julian Jaede, San Francisco, CA (US);
Duncan Robert Kerr, San Francisco, CA (US);
Peter Russell-Clarke, San Francisco, CA (US);
Benjamin Andrew Shaffer, San Jose, CA (US);
Sung-Ho Tan, San Francisco, CA (US);
Clement Tissandier, San Francisco, CA (US);
Eugene Antony Whang, San Francisco, CA (US);
Rico Zörkendörfer, San Francisco, CA (US)

(73) Assignee: **Apple Inc.**, Cupertino, CA (US)

(**) Term: **15 Years**

(21) Appl. No.: **29/725,896**

(22) Filed: **Feb. 27, 2020**

(51) **LOC (13) Cl.** **10-04**

(52) **U.S. Cl.**
USPC **D10/70; D10/104.2**

(58) **Field of Classification Search**
USPC D11/3, 5, 94, 12; D10/39, 32, 70;
D14/344; D24/167, 186
CPC . G06F 1/14; G06F 1/3203; G06F 1/08; G06F
1/10; G06F 1/04; Y02B 60/1217;

(Continued)

(56) **References Cited**

U.S. PATENT DOCUMENTS

D230,608 S * 3/1974 Winston D14/202
D607,347 S * 1/2010 Goh D10/46
D632,396 S * 2/2011 Kasabach D24/186

(Continued)

FOREIGN PATENT DOCUMENTS

AU 351172 S 10/2013
JP D1573130 4/2017

OTHER PUBLICATIONS

Air Tags: Apple's Item Trackers—Everything We Know, publication date Oct. 1, 2021, (online) URL:<https://www.macrumors.com/guide/airtags/> (Year: 2021).*

Primary Examiner — George D. Kirschbaum
Assistant Examiner — Antoinette Martine Suiter
(74) *Attorney, Agent, or Firm* — Sterne, Kessler, Goldstein & Fox P.L.L.C.

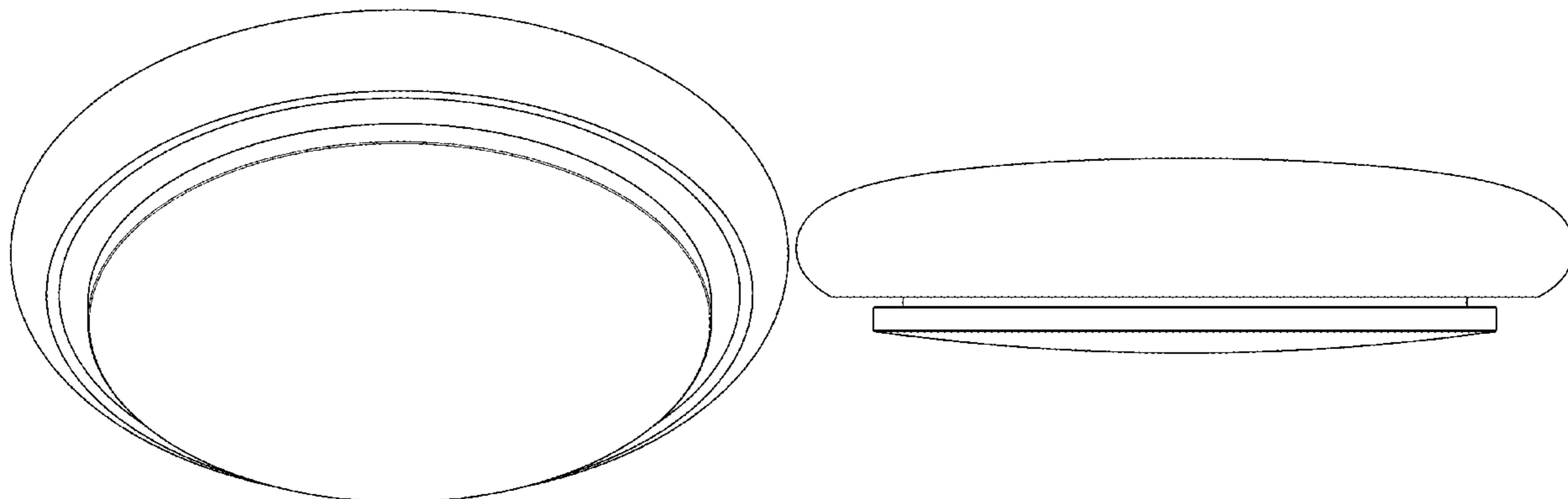
(57) **CLAIM**

The ornamental design for an electronic device, as shown and described.

DESCRIPTION

FIG. 1 is a top front perspective view of an electronic device showing the claimed design;
FIG. 2 is a bottom rear perspective view thereof;
FIG. 3 is a front view thereof;
FIG. 4 is a rear view thereof;
FIG. 5 is a left side view thereof;
FIG. 6 is a right side view thereof;
FIG. 7 is a top view thereof; and,
FIG. 8 is a bottom view thereof.

1 Claim, 5 Drawing Sheets



(58) **Field of Classification Search**

CPC H04B 1/385; H04B 1/3888; H04B 1/3833;
H04M 1/6058; A44C 5/00

See application file for complete search history.

(56) **References Cited**

U.S. PATENT DOCUMENTS

D668,164 S * 10/2012 Cowles D10/70
D700,080 S * 2/2014 Broadbent D10/65
D731,334 S * 6/2015 Fiedler D10/70
D736,107 S * 8/2015 Lee D10/70
D756,828 S * 5/2016 Wettre D10/106.5
D795,183 S 8/2017 Akana et al.
D824,034 S * 7/2018 Pushpala D24/186
D832,127 S * 10/2018 Grois D11/2
D864,930 S * 10/2019 Bould D14/240
D865,760 S 11/2019 Beristain et al.
D906,280 S * 12/2020 Matarese D14/204
D913,819 S * 3/2021 Dempsey D10/65
D918,072 S * 5/2021 Umair D10/70
D920,143 S * 5/2021 Painter D10/70
D920,949 S * 6/2021 Matarese D14/204
D922,760 S * 6/2021 Jacob D3/207
D928,329 S * 8/2021 Huang D24/186
D932,008 S * 9/2021 Shan D24/134
2018/0374381 A1 * 12/2018 Darmour A61B 5/389

* cited by examiner




FIG. 1

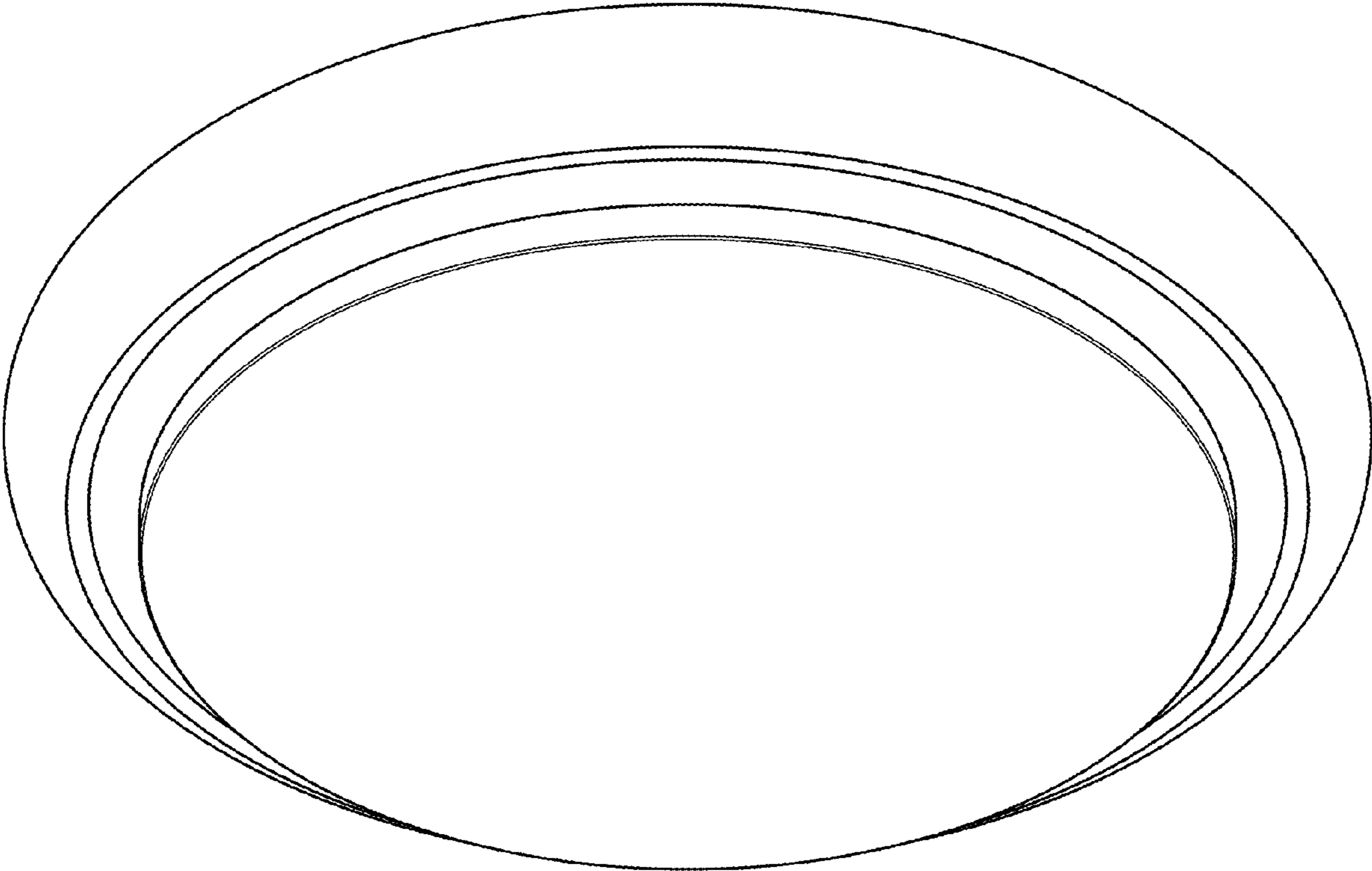


FIG. 2




FIG. 3

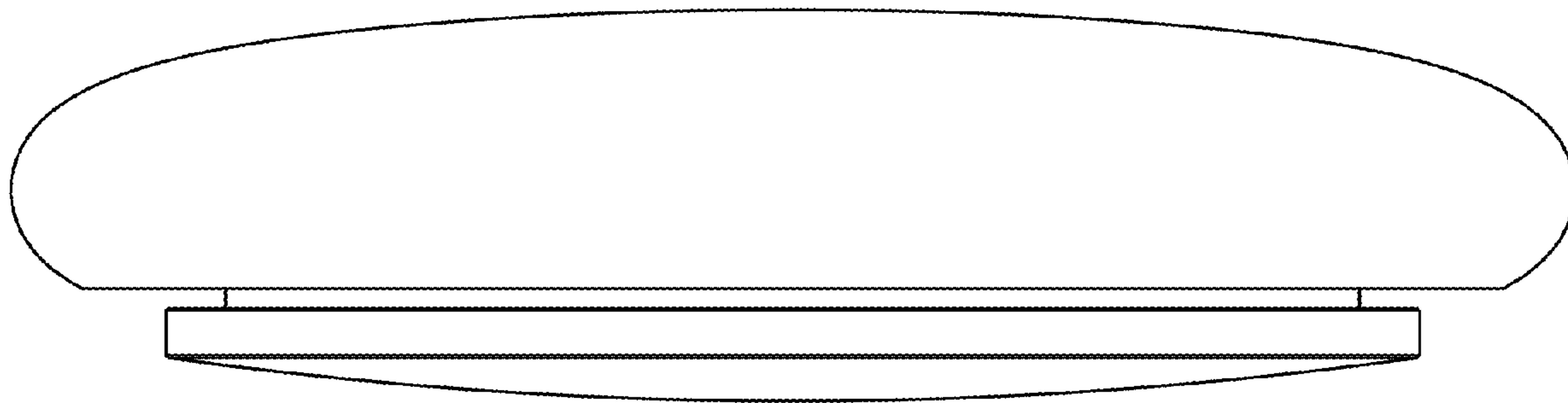


FIG. 4

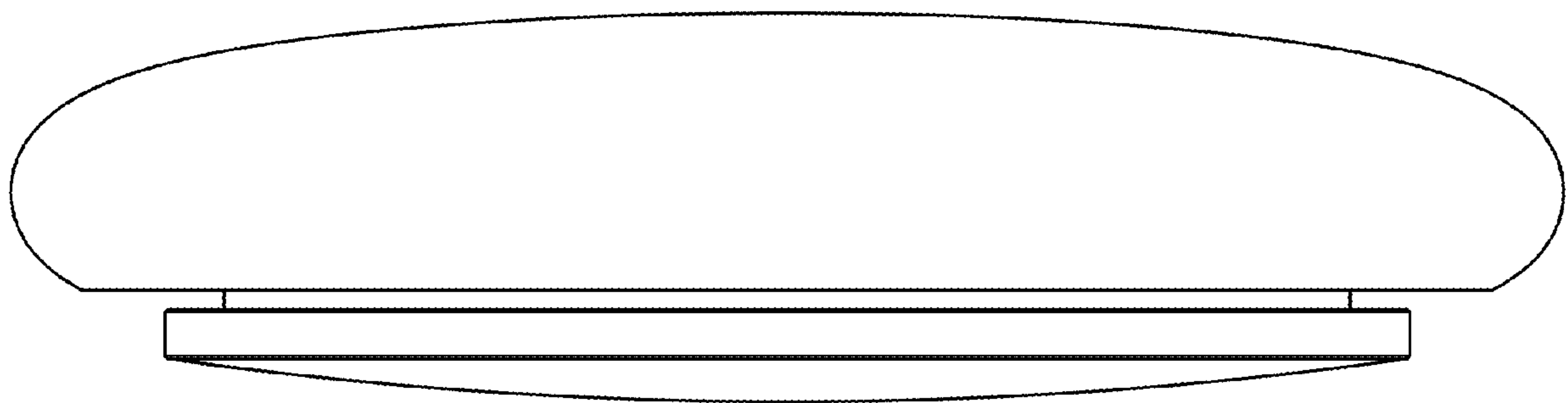


FIG. 5

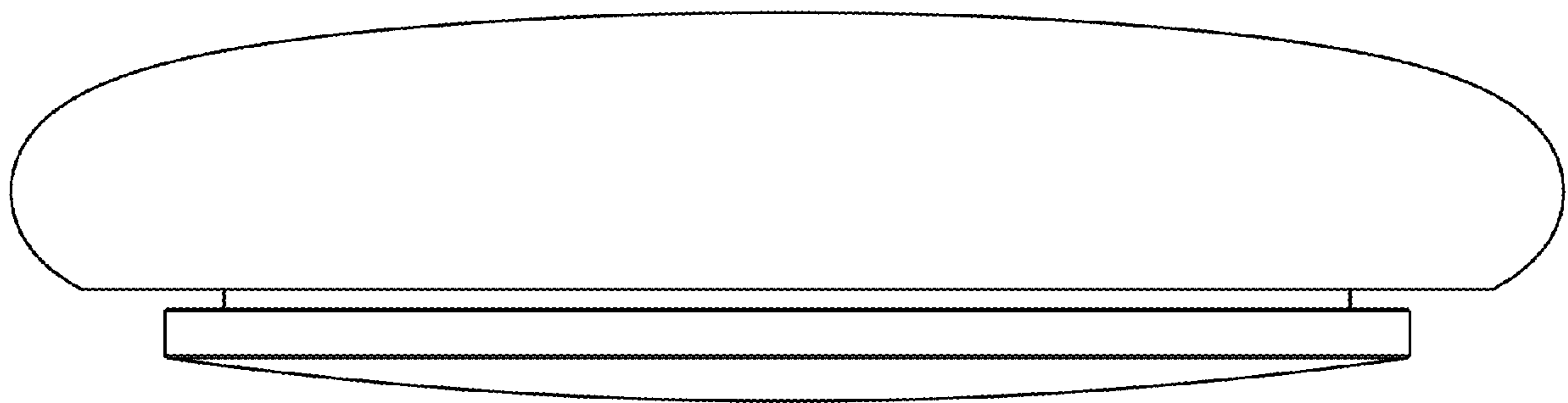


FIG. 6




FIG. 7

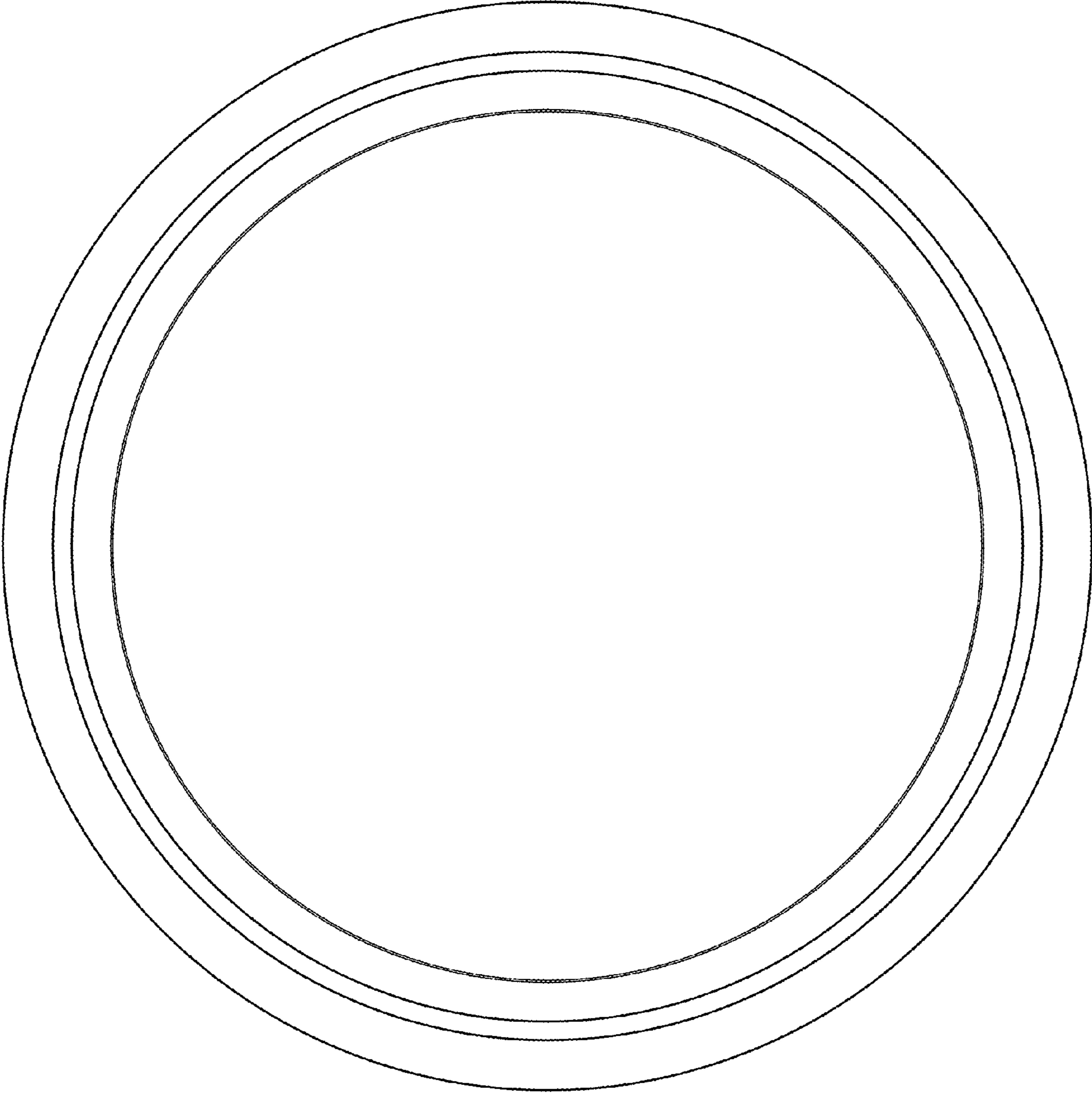


FIG. 8