



US00D958637S

(12) **United States Design Patent** (10) **Patent No.:** **US D958,637 S**
Aguilar (45) **Date of Patent:** **** *Jul. 26, 2022**

- (54) **OVERLASH CABLE ROLLER** 2,391,055 A * 12/1945 Komives H01B 13/322
156/48
- (71) Applicant: **Altec Industries, Inc.**, Birmingham, AL 2,946,559 A * 7/1960 Pickett B66D 3/046
(US) 254/134.3 PA
- (72) Inventor: **David Aguilar**, Perris, CA (US) D208,716 S * 9/1967 Nieman D8/359
D228,870 S * 10/1973 Allen D8/44
- (73) Assignee: **Altec Industries, Inc.**, Birmingham, AL 3,819,154 A * 6/1974 Miller E21F 17/02
(US) 254/134.3 PA
- (*) Notice: This patent is subject to a terminal dis- 3,830,007 A * 8/1974 Linke, Sr. A01K 89/003
claimer. 43/25

(**) Term: **15 Years** 3,970,287 A * 7/1976 Robards B66D 1/36
254/389
(Continued)

- (21) Appl. No.: **29/710,874**
- (22) Filed: **Oct. 27, 2019**
- (51) **LOC (13) Cl.** **08-11**
- (52) **U.S. Cl.**
USPC **D8/358**
- (58) **Field of Classification Search**
USPC D8/358-359, 356, 44, 499, 360, 349;
D30/139; D11/218
CPC B65H 2701/34; B65H 2402/412; B65H
2701/32; B65H 2701/33; B65H 2701/332;
B65H 2701/533; B65H 2701/534; B65H
2701/536; B65H 59/16; B65H 67/00;
B65H 75/14; B65H 75/146; B65H
75/425; B65H 75/4471; B65H 75/4481;
B65H 2407/40; B65H 75/40; B65H
75/403; B65H 75/4405; B65H 75/4478;
B65H 75/4494
See application file for complete search history.

- (56) **References Cited**
U.S. PATENT DOCUMENTS
1,379,868 A * 5/1921 Kelsey B66D 3/06
254/403
1,436,725 A * 11/1922 Robertson B66D 3/06
254/403
1,625,910 A * 4/1927 Ramsey B66D 3/046
254/405

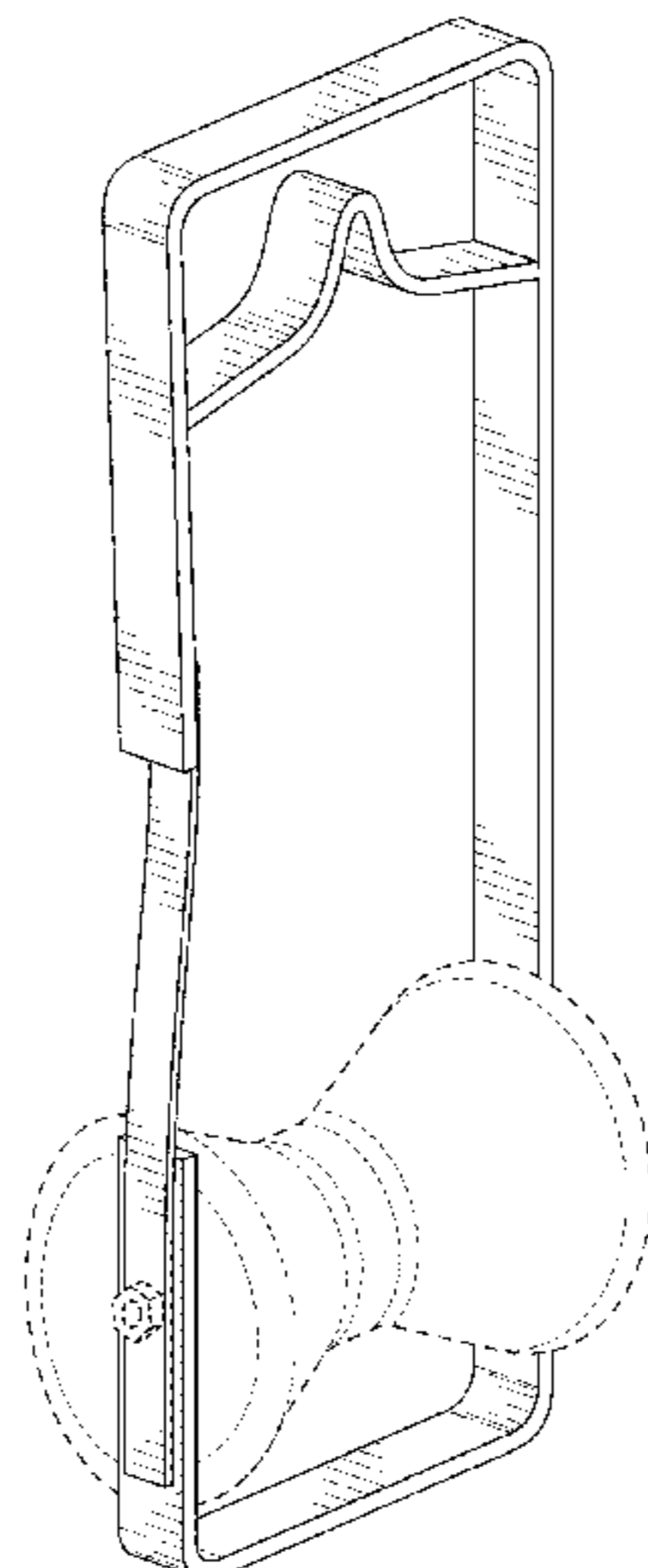
OTHER PUBLICATIONS
AAEROLL 275P, Date Visited: Aug. 4, 2021, Linemen Tools, Date Available: Aug. 4, 2021, https://www.linemen-tools.com/AAEROLL_275P_A_Aerial_Overlash_Rollers_2_75_p/aaeroll-275p.htm (Year: 2021).*

(Continued)
Primary Examiner — Karen S Acker
Assistant Examiner — Elizabeth Sun Ko
(74) *Attorney, Agent, or Firm* — Erise IP, P.A.

(57) **CLAIM**
The ornamental design for an overlash cable roller, as shown and described.

DESCRIPTION
FIG. 1 is a frontal perspective view of an overlash cable roller.
FIG. 2 is a front view thereof;
FIG. 3 is a rear view thereof;
FIG. 4 is a left side view thereof;
FIG. 5 is a second view thereof;
FIG. 6 is a top view thereof; and,
FIG. 7 is a bottom view thereof.
The broken lines depict environmental subject matter that forms no part of the claimed design.

1 Claim, 5 Drawing Sheets



(56)

References Cited

U.S. PATENT DOCUMENTS

4,019,715 A * 4/1977 Vugrek G02B 6/4422
 254/134.3 R
 4,475,715 A * 10/1984 Asplin, Sr. H02G 1/04
 254/134.3 R
 4,549,723 A * 10/1985 Castilano B66D 3/046
 254/134.3 PA
 D330,672 S * 11/1992 Wilkinson, III D8/349
 D334,882 S * 4/1993 Bunch D8/358
 D447,405 S * 9/2001 Diener D8/358
 6,315,269 B1 * 11/2001 Fleury B66D 3/046
 254/134.3 PA
 D460,910 S * 7/2002 Stafford D8/358
 D566,529 S * 4/2008 Black D8/358
 D672,638 S * 12/2012 Wronski D8/380
 D737,667 S * 9/2015 Moreau D8/358
 D737,668 S * 9/2015 Moreau D8/358
 D738,709 S * 9/2015 Moreau D8/358
 D739,717 S * 9/2015 Brown D8/358
 D739,718 S * 9/2015 Brown D8/358

D739,719 S * 9/2015 Brown D8/358
 D740,644 S * 10/2015 Brown D8/358
 D741,154 S * 10/2015 Brown D8/358
 D742,204 S * 11/2015 Fortier D8/358
 D754,526 S * 4/2016 Sha D8/358
 D801,785 S * 11/2017 Thuma D8/358
 D810,526 S * 2/2018 Dougherty D8/8
 D855,443 S * 8/2019 Fung D8/359
 D863,042 S * 10/2019 Jiang D8/356
 D867,861 S * 11/2019 Montano Rueda D8/358
 D871,196 S * 12/2019 Schweiss D8/356
 D871,895 S * 1/2020 Fung D8/359
 2019/0276269 A1 * 9/2019 Castaneda B65H 75/4471

OTHER PUBLICATIONS

AAEROLL 100P, Date Visited: Aug. 4, 2021, Linemen Tools, Date Available: Aug. 4, 2021, https://www.linemen-tools.com/AAEROLL_100P_A_Aerial_Overlash_Rollers_1_one_inch_p/aaeroll-100p.htm (Year: 2021).*

* cited by examiner

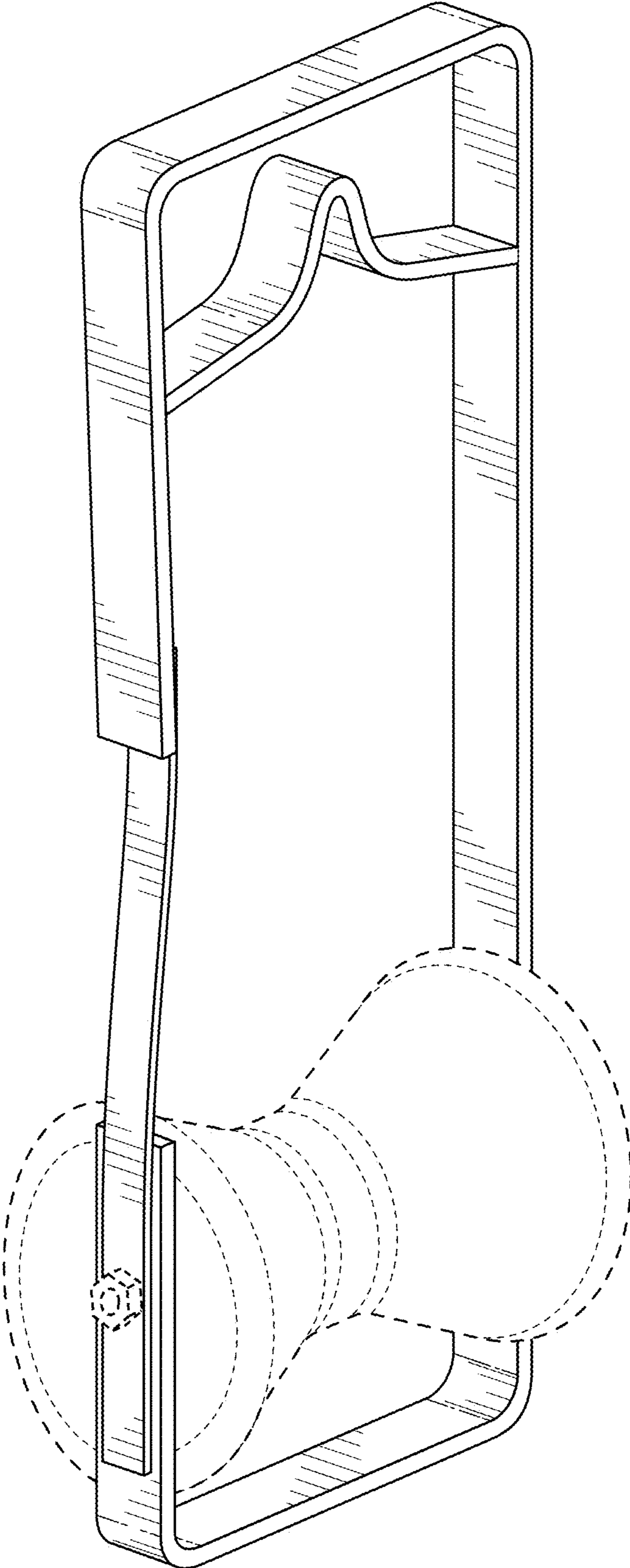


FIG. 1

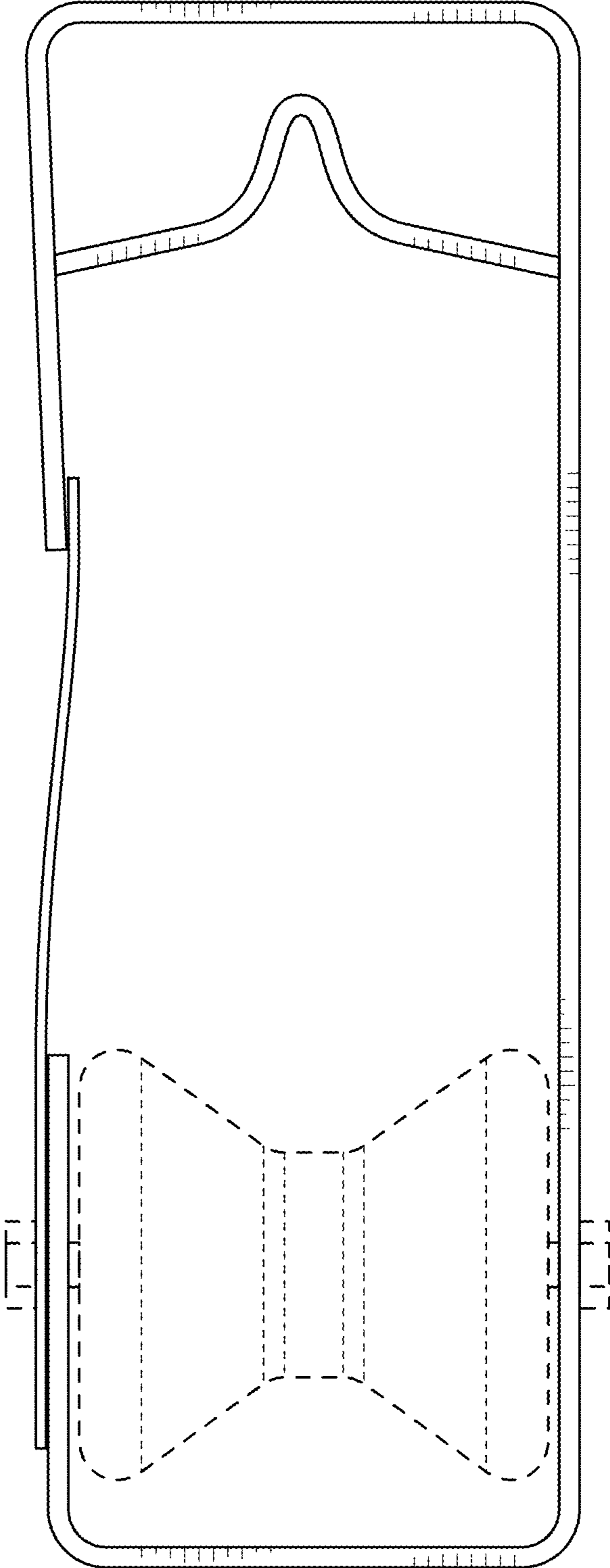


FIG. 2

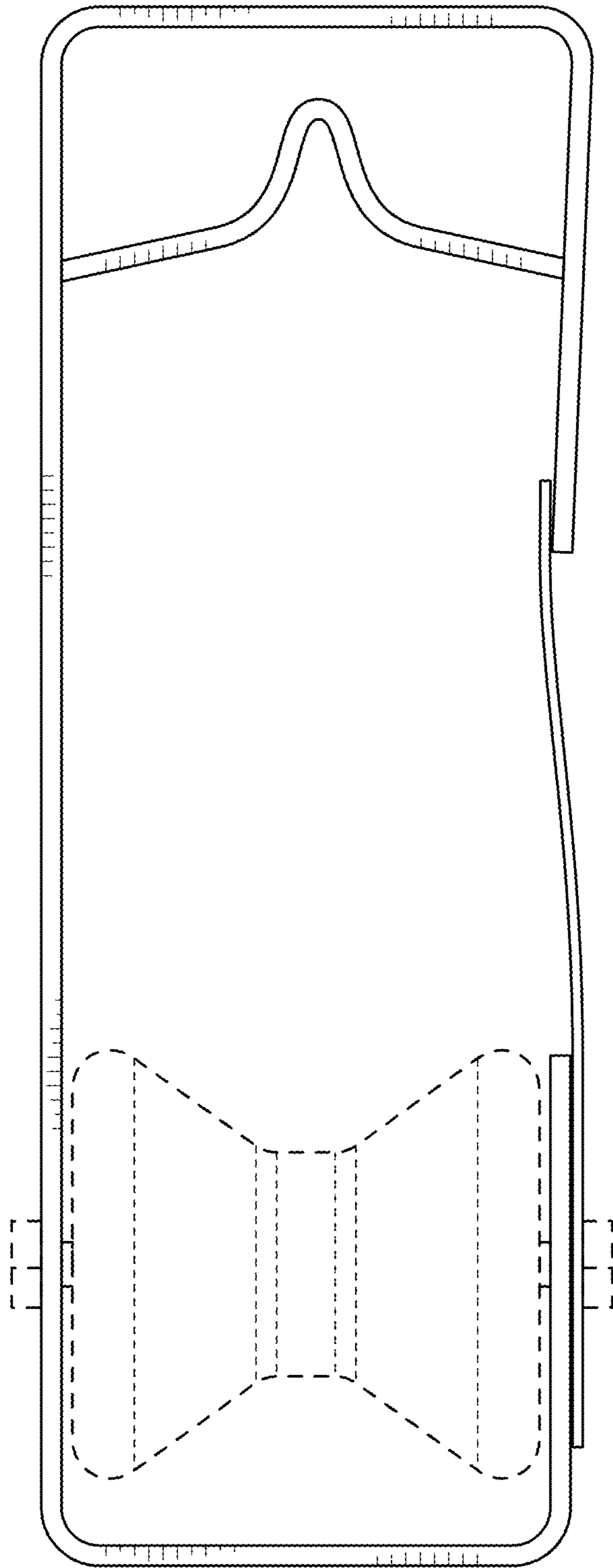


FIG. 3

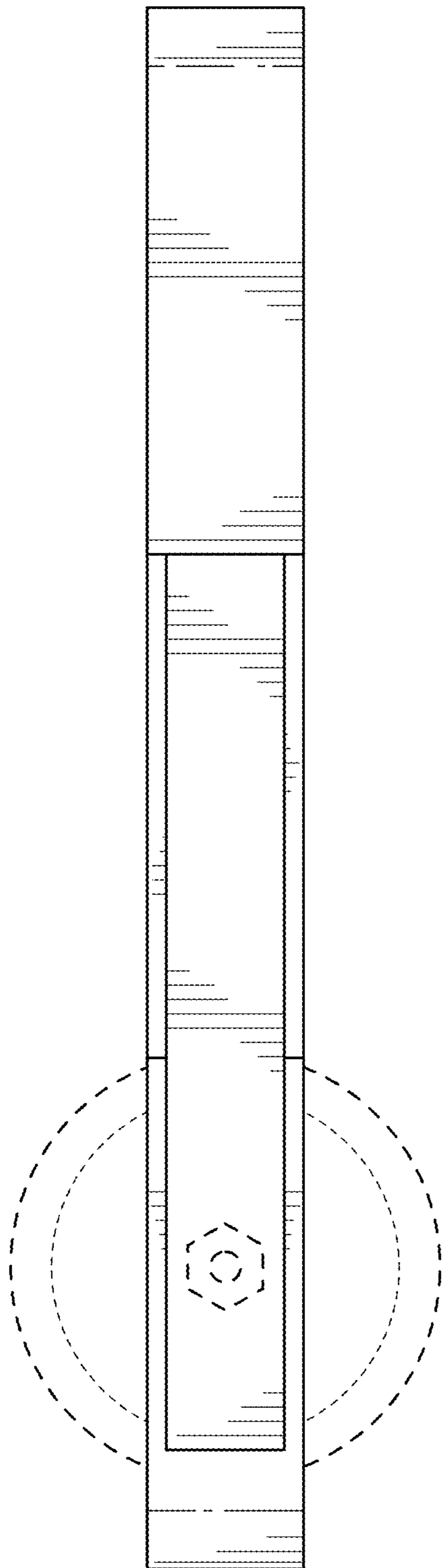


FIG. 4




FIG. 5

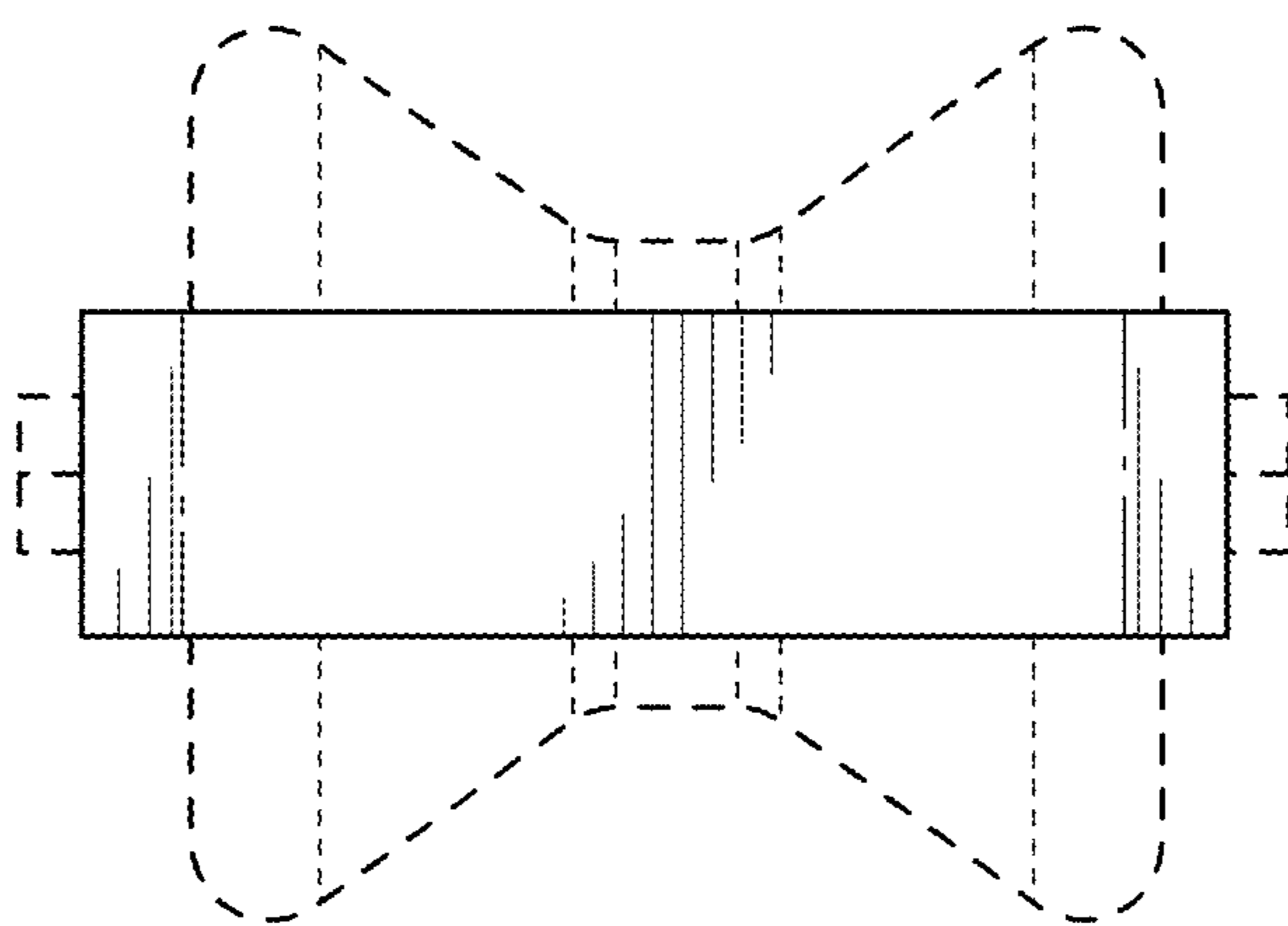


FIG. 6

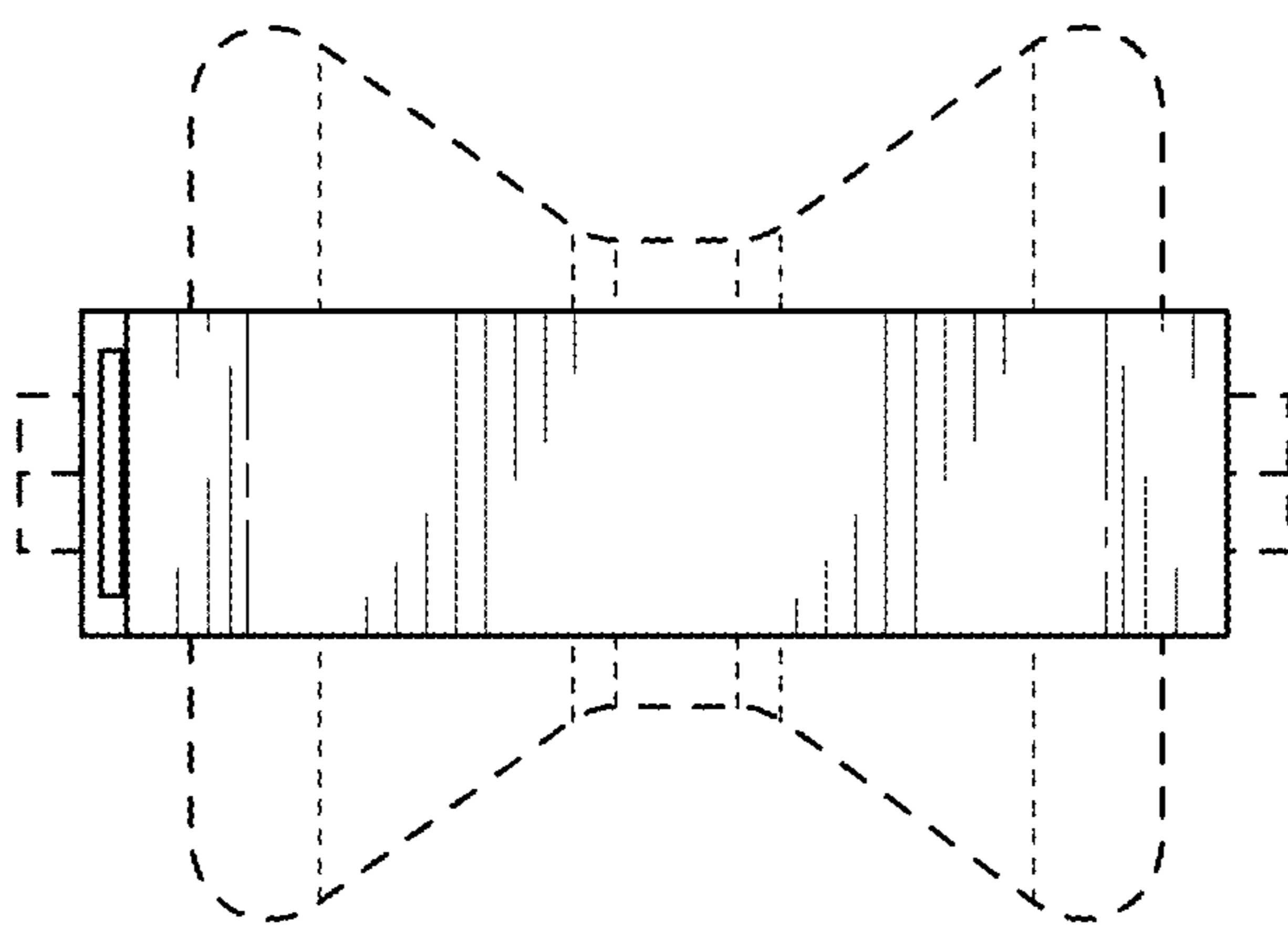


FIG. 7