



US00D958626S

(12) **United States Design Patent** (10) **Patent No.:** **US D958,626 S**
Tchakarov (45) **Date of Patent:** **** Jul. 26, 2022**

(54) **POLISHING OR GRINDING PAD ASSEMBLY WITH ABRASIVE DISKS, REINFORCEMENT AND PAD**

FOREIGN PATENT DOCUMENTS

CA 159666 S 7/2015
CA 162792 S 7/2015

(Continued)

(71) Applicant: **Husqvarna AB**, Huskvarna (SE)

(72) Inventor: **Tchavdar V. Tchakarov**, Monroe, MI (US)

OTHER PUBLICATIONS

“Confidential/experimental sale from Diamond Tool Supply, Inc. to Wagman Metal Products on Sep. 1, 2016,” 2 pages.

(Continued)

(73) Assignee: **HUSQVARNA AB**, Huskvarna (SE)

(**) Term: **15 Years**

Primary Examiner — Darlington Ly

(21) Appl. No.: **29/708,943**

(74) *Attorney, Agent, or Firm* — Burr & Forman LLP

(22) Filed: **Oct. 10, 2019**

(57) **CLAIM**

Related U.S. Application Data

The ornamental design for a polishing or grinding pad assembly with abrasive disks, reinforcement and pad, as shown and described.

(63) Continuation-in-part of application No. 29/615,552, filed on Aug. 30, 2017, now abandoned.

DESCRIPTION

(51) **LOC (13) Cl.** **08-05**

(52) **U.S. Cl.**
USPC **D8/70**

(58) **Field of Classification Search**
USPC D8/20, 61, 62, 63, 70; D15/124, 125, D15/126, 132, 138, 139, 140; D32/40
CPC . B24D 3/28; B24D 9/08; B24D 18/00; B24D 18/0027; B24B 37/24; B24B 37/26; B24B 55/102

See application file for complete search history.

FIG. 1 is a bottom perspective view of a polishing or grinding pad assembly with abrasive disks, reinforcement and pad embodying my new design;
FIG. 2 is a cross-sectional view thereof taken along line 2-2 in FIG. 3;
FIG. 3 is a bottom plan view thereof;
FIG. 4 is a cross-sectional view thereof taken along line 4-4 in FIG. 3;
FIG. 5 is a top plan view thereof;
FIG. 6 is a side elevation view thereof;
FIG. 7 is an opposing side elevation view thereof;
FIG. 8 is a rear elevation view thereof; and,
FIG. 9 is a front elevation view thereof.

The broken lines of the polishing or grinding pad assembly with abrasive disks, reinforcement and pad in FIGS. 1-9 are illustrative of portions of the polishing or grinding pad assembly with abrasive disks, reinforcement and pad that form no part of the claimed design.

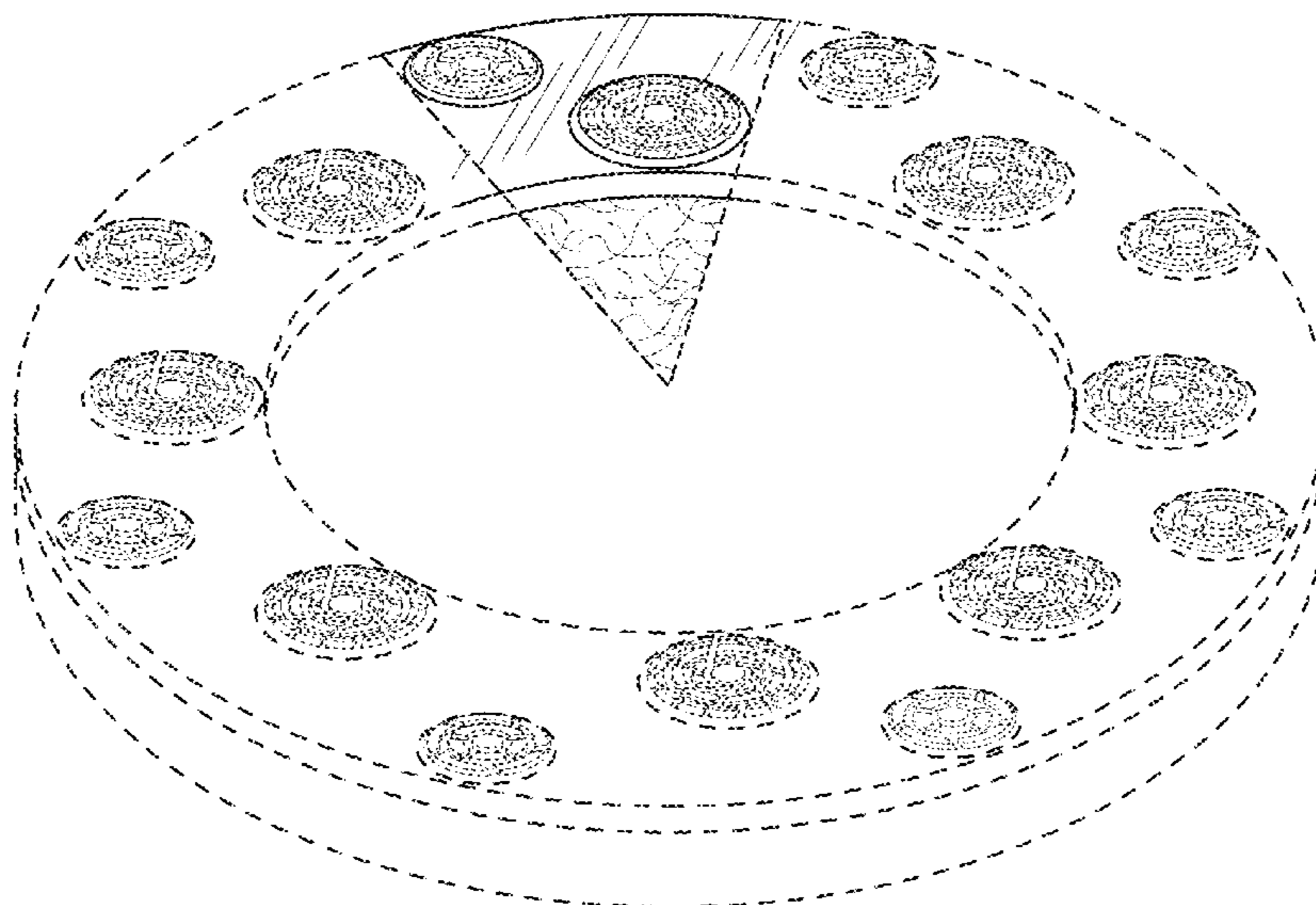
(56) **References Cited**

U.S. PATENT DOCUMENTS

2,174,902 A 10/1939 Stratford
2,225,193 A 12/1940 Benner et al.
2,425,368 A 8/1947 Doermann
2,556,983 A 6/1951 Root
2,662,454 A 12/1953 Whiteman
2,819,568 A 1/1958 Kasick
2,963,059 A 12/1960 Grub

(Continued)

1 Claim, 4 Drawing Sheets



(56)

References Cited

U.S. PATENT DOCUMENTS

2010/0190421	A1	7/2010	Hamm et al.	
2010/0240282	A1	9/2010	Young	
2011/0053468	A1	3/2011	Vontell	
2011/0092136	A1	4/2011	Thysell	
2011/0195644	A1	8/2011	Gallup et al.	
2011/0222966	A1	9/2011	Allen et al.	
2011/0223845	A1	9/2011	Van Der Veen et al.	
2011/0300784	A1	12/2011	Tchakaov et al.	
2012/0270483	A1	10/2012	Bae et al.	
2013/0000246	A1	1/2013	Bourelle	
2013/0225051	A1	8/2013	Vankouenberg	
2013/0324021	A1*	12/2013	Ryan	B24D 13/147 451/529
2014/0154961	A1	6/2014	Fiore	
2015/0328742	A1	11/2015	Schuele et al.	
2016/0083967	A1	3/2016	Tchakarov et al.	
2016/0136772	A1	5/2016	Littlefield et al.	
2016/0144485	A1	5/2016	Ruan et al.	
2016/0221155	A1	8/2016	Song et al.	
2017/0129067	A1*	5/2017	Young	A47L 11/164
2017/0361414	A1	12/2017	Tchakarov	
2017/0361423	A1	12/2017	Tchakarov	
2018/0200857	A1	7/2018	Tchakarov	
2018/0206690	A1	7/2018	Tchakarov	

FOREIGN PATENT DOCUMENTS

CA	162793	S	7/2015
CA	162794	S	7/2015
CA	162795	S	7/2015
CA	162796	S	7/2015
CA	162797	S	7/2015
CA	179759	S	10/2019
CA	179762	S	10/2019
DE	20120137	U1	2/2002
DE	102009008261	A1	8/2010
DE	202015101442	U1	5/2015
EP	3 348 352	A1	7/2018
JP	S49-77293	U	7/1974
JP	S56-94267	U	7/1981
JP	H01-117854	U	8/1989
JP	2001-526593	A	12/2001

JP	2004-025401	A	1/2004
JP	2004-276197	A	10/2004
JP	2006068885	A	3/2006
JP	2008-532781	A	8/2008
JP	2012-232378	A	11/2012
JP	2014-513635	A	6/2014
KR	100816026	B1	3/2008
KR	100853547	B1	8/2008
WO	2008/065210	A1	6/2008
WO	2017/053737	A1	3/2017

OTHER PUBLICATIONS

“Diamond Tools for Construction Stone,” EHWA Diamond Ind. Co. Ltd. Catalogue, Published 2016, 60 pages.

Diamond Tool Supply, Inc., “Floor Maintenance and Cleaning—Monroe” Catalog, (published prior to Sep. 2014).

Diamond Tool Supply, Inc., “Floor Maintenance and Cleaning—Vortex” Catalog, (published on or before May 2013).

Diamond Tool Supply, Inc., “Monroe Floor Polishing Systems,” www.diamondtoolsupply.com, published prior to Sep. 24, 2015, 14 pages.

Diamond Tool Supply, Inc., “Tools for Concrete” Catalog, (published on or before May 2013).

Diamond Tool Supply, Inc., “Tools for Concrete” Catalog, (published prior to Sep. 2014).

Diamond Tool Supply, Inc., “Tools for Stone” Catalog, (published prior to Sep. 2014).

Diamond Tool Supply, Inc., Various polishing and grinding parts, www.diamondtoolsupply.com, published prior to Sep. 24, 2015, 26 pages.

HTC, “Professional Floor Systems” Product catalog 2014, www.htc-floorsystems.com, 2014.

HTC, “Professional Floor Systems” Product catalogue 2015, www.htc-floorsystems.com, 2015.

Si GmbH, The System Manufacturer, Brochure Edition 12, Jan. 2017, 83 pages.

Wagman Metal Products Inc., “Concrete Finishing Tools” Catalog, (published prior to Sep. 23, 2016).

International Search Report and Written Opinion for International Application No. PCT/US2016/053355 dated Dec. 22, 2016.

International Search Report and Written Opinion for International Application No. PCT/US2018/048845 dated Dec. 5, 2018.

* cited by examiner

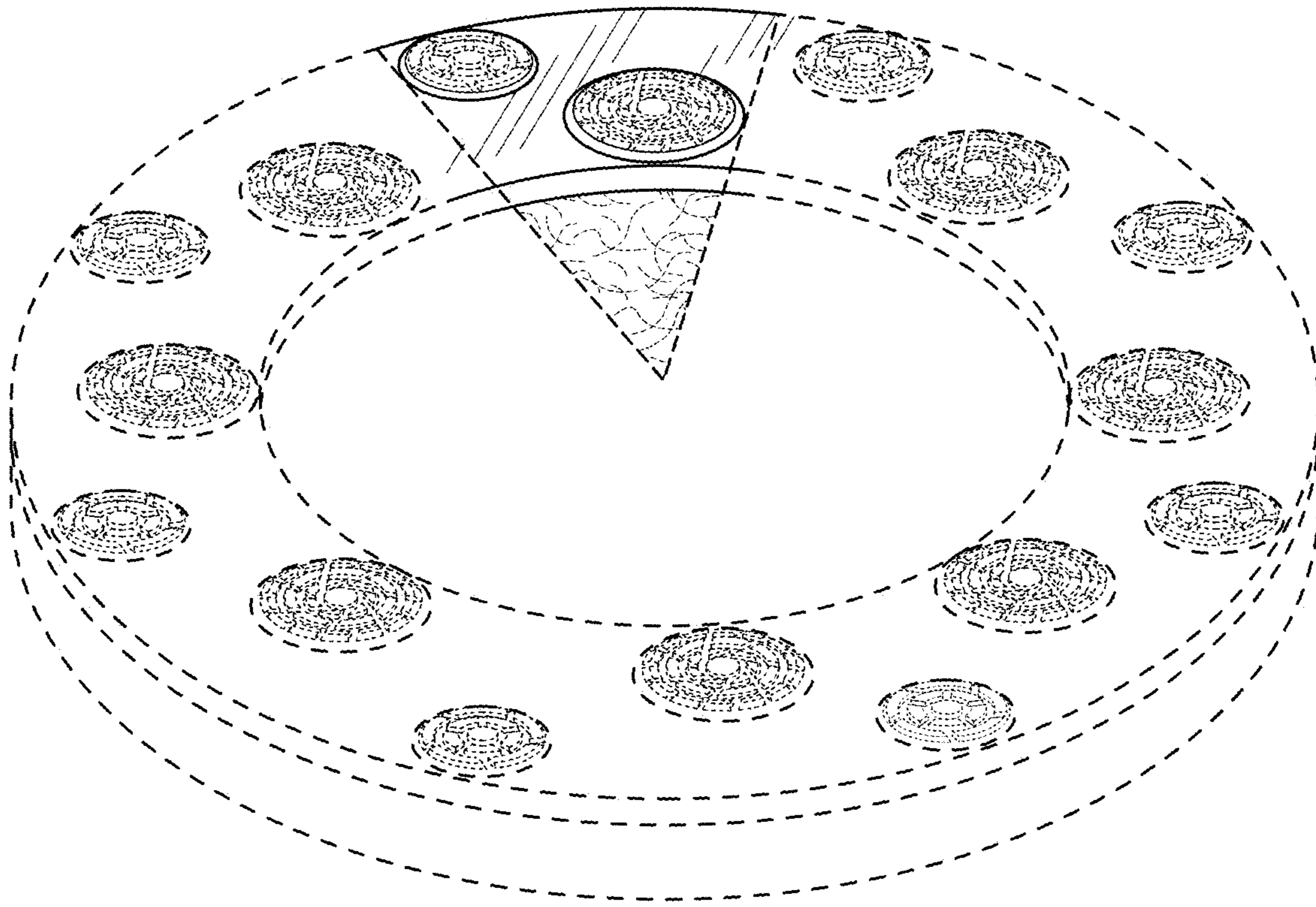


FIG. 1

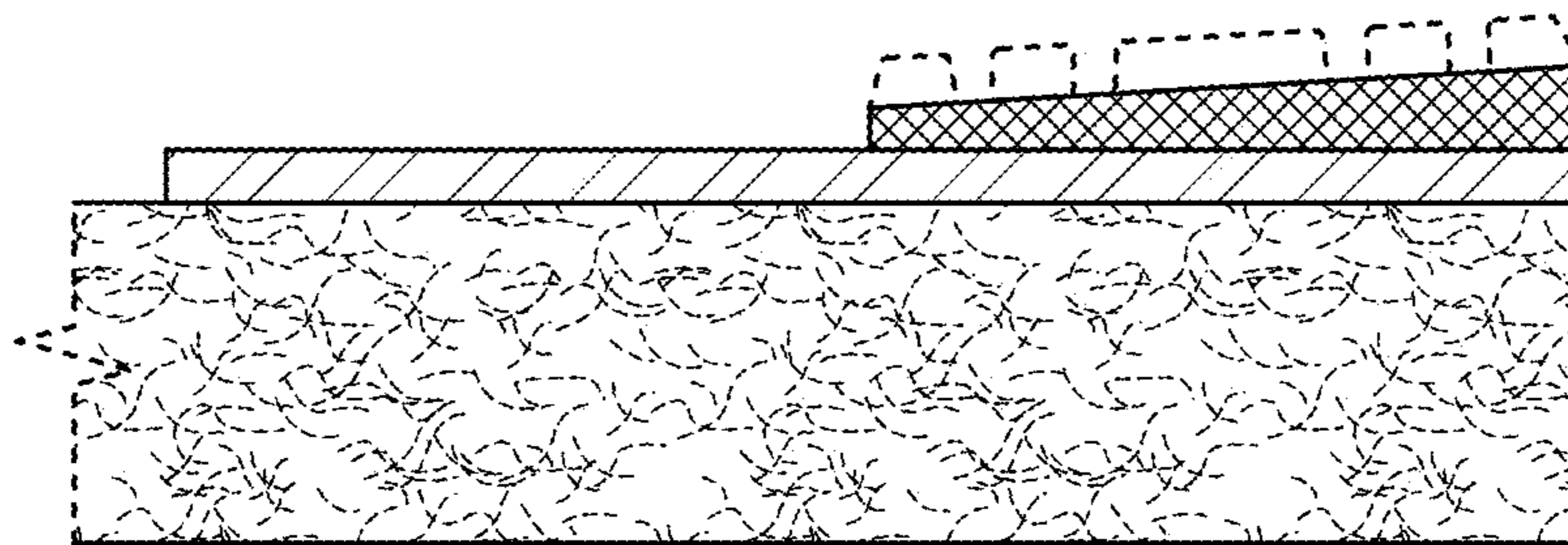


FIG. 2

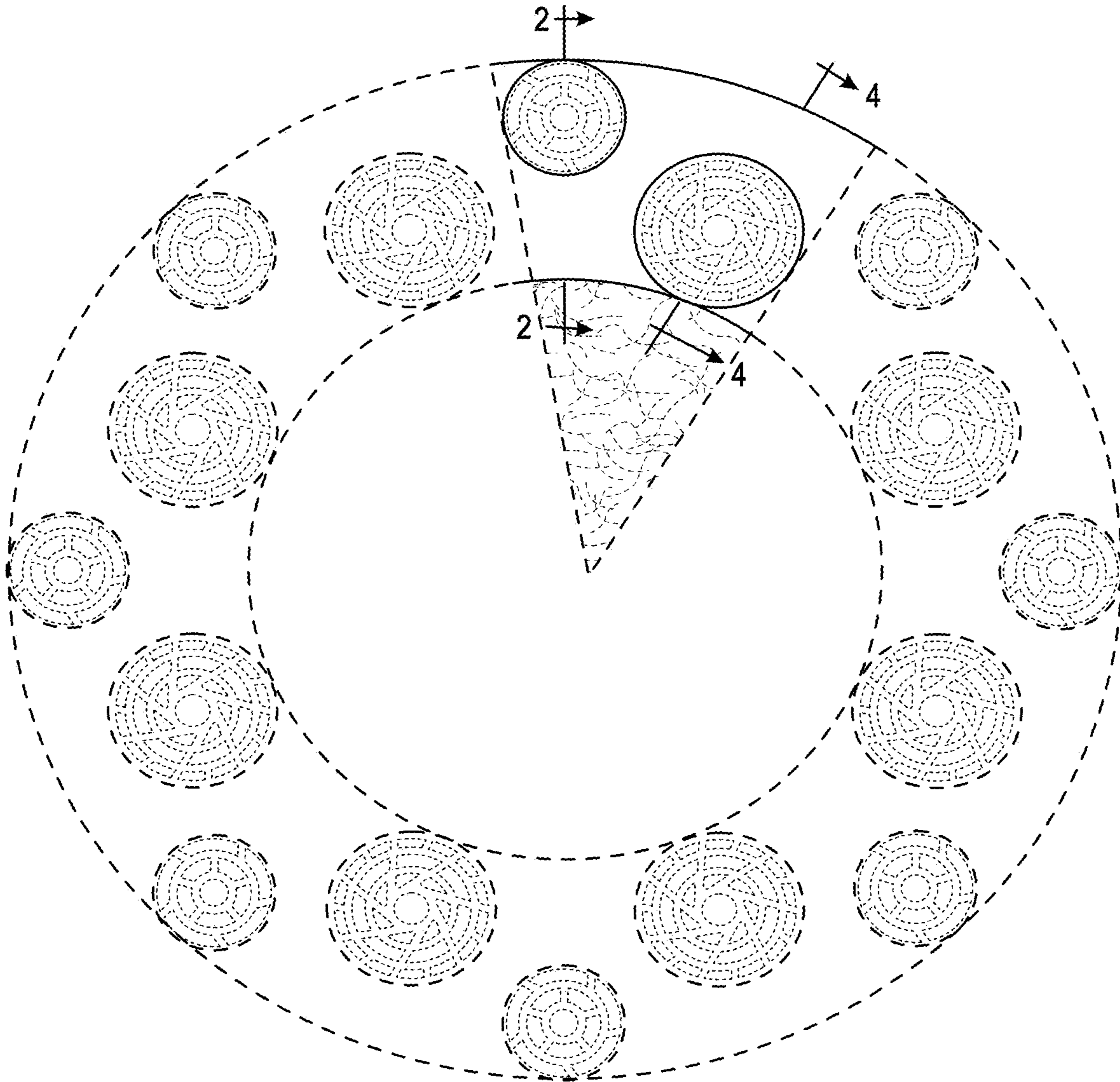


FIG. 3

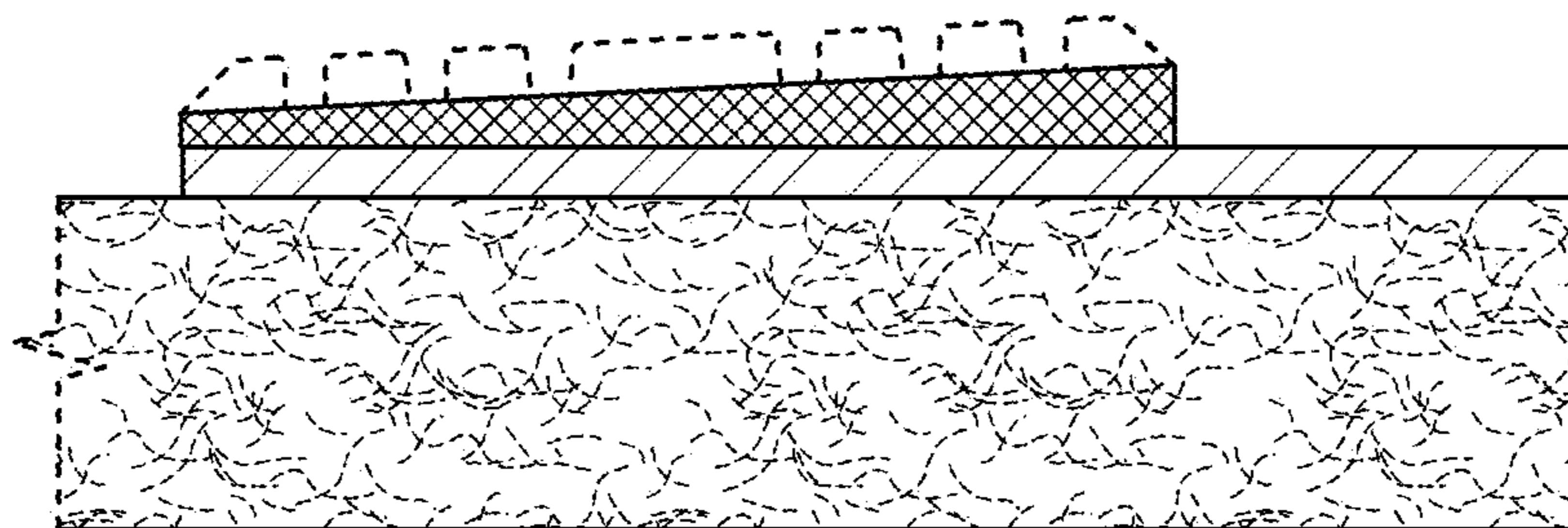


FIG. 4

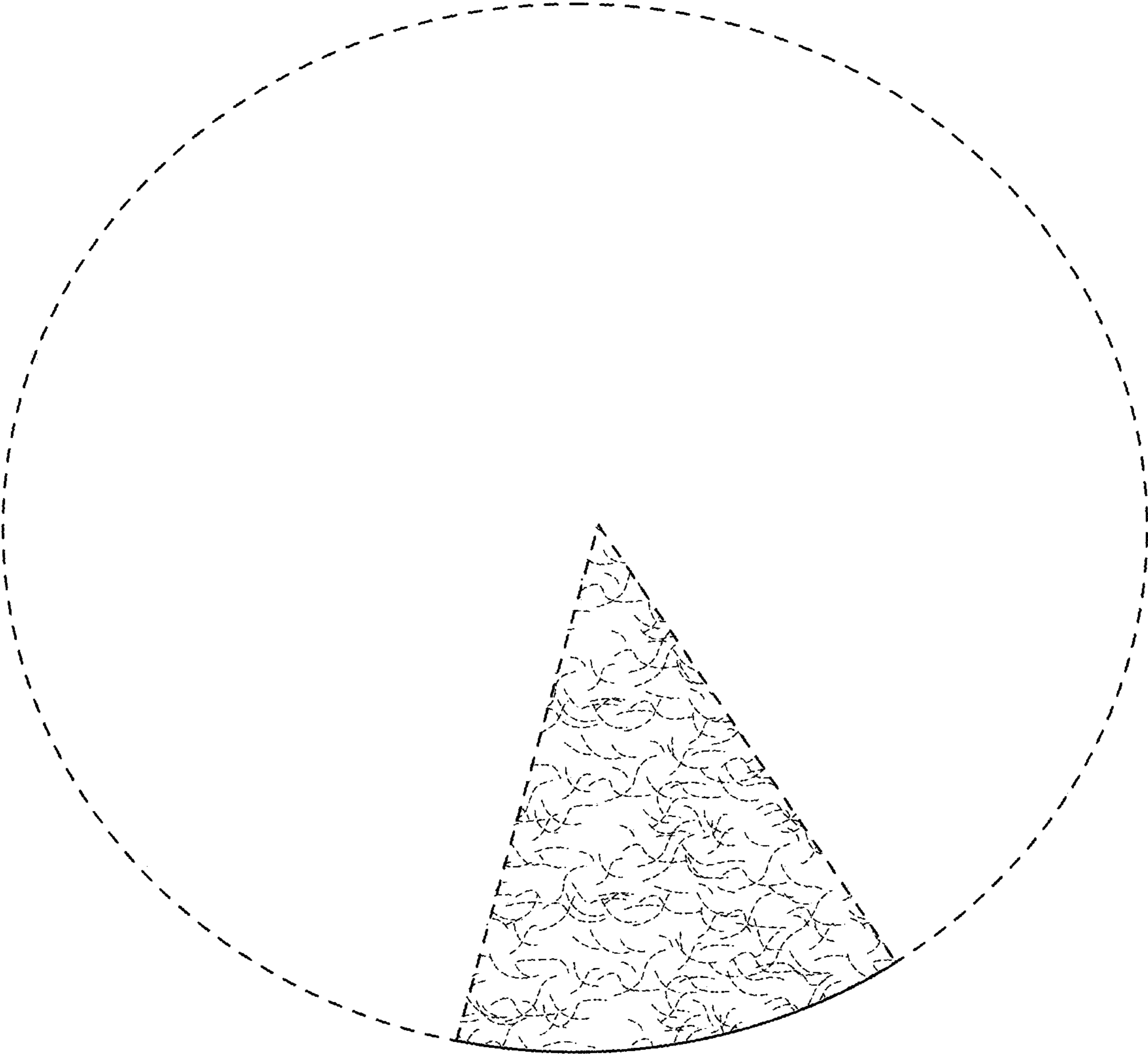


FIG. 5

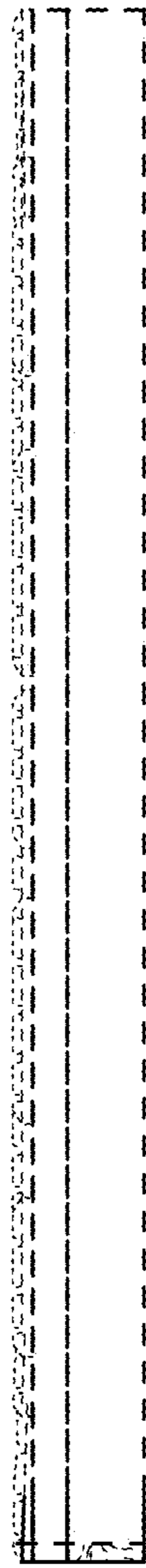


FIG. 6




FIG. 7

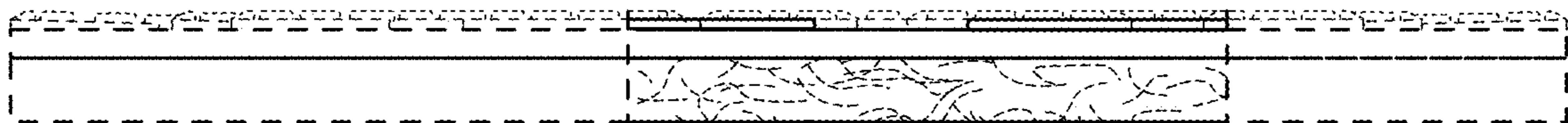


FIG. 8

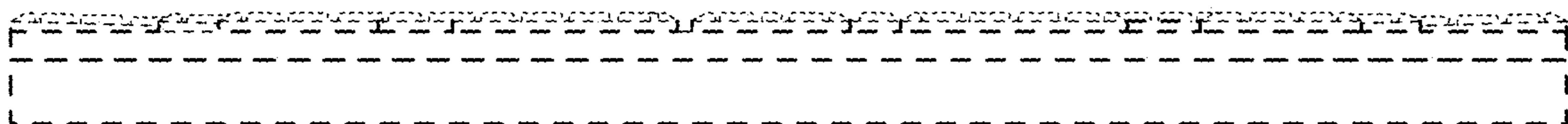


FIG. 9