



US00D958596S

(12) **United States Design Patent**  
**Wong**

(10) **Patent No.:** **US D958,596 S**  
(45) **Date of Patent:** **\*\* Jul. 26, 2022**

- (54) **FOOD COOLING RACK**
- (71) Applicant: **Vincent Wong**, Tukwila, WA (US)
- (72) Inventor: **Vincent Wong**, Tukwila, WA (US)
- (\*\*) Term: **15 Years**
- (21) Appl. No.: **29/749,993**
- (22) Filed: **Sep. 10, 2020**
- (51) **LOC (13) Cl.** ..... **07-02**
- (52) **U.S. Cl.**  
USPC ..... **D7/409**
- (58) **Field of Classification Search**  
USPC ..... D6/675.2; D7/323, 332, 335-337,  
D7/354-355, 359-364, 387-388, 402,  
D7/407-409, 704  
CPC .... A21B 2/00; A21B 3/00; A21B 3/13; A21B  
3/15; A21B 3/155; A21B 5/00; A21B  
5/02; A23N 12/06; A23N 12/08; A23N  
12/10; A47J 37/00; A47J 37/04; A47J  
37/041; A47J 37/042; A47J 37/06; A47J  
37/0688; A47J 37/0694; A47J 37/07;  
A47J 37/0704; A47J 37/10; A47J 47/20;  
A47J 2037/00; A47J 2037/06; A47J  
2037/0611; A47J 2037/07; A47J  
2037/0786; A47J 2037/0795; F24B 1/205;  
F24C 15/10; F24C 15/12; F24C 15/14;  
F24C 15/16; F24C 15/18; F24C 15/164  
See application file for complete search history.

- (56) **References Cited**  
U.S. PATENT DOCUMENTS  
D205,715 S \* 9/1966 Christofferson ..... D7/409  
D205,716 S \* 9/1966 Christofferson ..... D7/409  
4,191,160 A \* 3/1980 Elliott ..... F24B 1/205  
99/450  
D369,933 S 5/1996 Tiemann  
D425,754 S \* 5/2000 Matteson ..... 99/450

- 6,279,467 B1 \* 8/2001 Tiemann ..... A21B 3/155  
99/449
- D460,294 S 7/2002 Webb et al.
- D509,406 S \* 9/2005 Freese ..... F24C 15/16  
D7/409
- D551,884 S 10/2007 Remmers
- D620,729 S \* 8/2010 Snider ..... D6/675.3
- 7,967,155 B2 6/2011 Klingspor et al.
- D650,226 S \* 12/2011 Walker ..... D7/354
- D702,502 S \* 4/2014 Chung ..... D7/409
- D769,680 S \* 10/2016 Tiemann ..... D7/704
- D848,789 S 5/2019 Mutch et al.
- D891,863 S \* 8/2020 Burch ..... D7/408
- D893,221 S \* 8/2020 Lim ..... D6/675.2
- D929,180 S \* 8/2021 Padgett ..... D7/409

**OTHER PUBLICATIONS**

USA Pan Half Sheet Bakeable Cooling Rack. Date First Available on Amazon.com Apr. 2, 2017. <https://www.amazon.com/dp/B06XZKF686/ref> (Year: 2017).\*

\* cited by examiner

*Primary Examiner* — Ricky Pham  
(74) *Attorney, Agent, or Firm* — Christensen O'Connor Johnson Kindess PLLC


(57) **CLAIM**

The ornamental design for a food cooling rack, as shown and described.

**DESCRIPTION**

FIG. 1 is a top plan view of a food cooling rack in accordance with the present design;  
FIG. 2 is a right side view of the food cooling rack shown in FIG. 1, the opposite side being a mirror image thereof; and,  
FIG. 3 is a front view of the food cooling rack shown in FIG. 1, the opposite side being a mirror image thereof.

**1 Claim, 1 Drawing Sheet**






Fig. 2

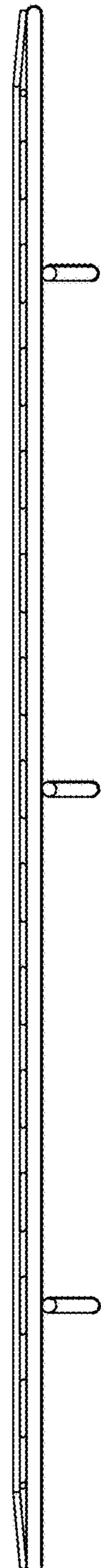


Fig. 1