



US00D958573S

(12) **United States Design Patent**
Amiran

(10) **Patent No.:** **US D958,573 S**
(45) **Date of Patent:** **** Jul. 26, 2022**

(54) **COMBINED COOLER AND TABLE**

(71) Applicant: **Keter Plastic Ltd., Herzliya (IL)**

(72) Inventor: **Hadar Amiran, Timrat (IL)**

(73) Assignee: **Keter Plastic Ltd., Herzliya (IL)**

(**) Term: **15 Years**

(21) Appl. No.: **29/725,882**

(22) Filed: **Feb. 27, 2020**

(30) **Foreign Application Priority Data**

Aug. 29, 2019 (IL) 64135

(51) **LOC (13) Cl.** **06-03**

(52) **U.S. Cl.**
USPC **D6/686; D6/689; D6/691; D7/605**

(58) **Field of Classification Search**
USPC .. D6/349, 685, 686, 689, 691, 691.1-691.9;
D7/388, 602, 603, 605

CPC .. A47B 7/00; A47B 8/00; A47B 13/00; A47B
13/02; A47B 13/04; A47B 13/06; A47B
13/08; A47B 13/12; A47B 17/00; A47B
21/00; A47B 31/00; A47B 31/02; A47B
37/00; A47B 97/00; A47B 2200/0001;
A47B 2200/0011; A47B 2200/002

See application file for complete search history.

(56) **References Cited**

U.S. PATENT DOCUMENTS

D532,220 S * 11/2006 Domack D6/687
D546,590 S * 7/2007 Frinier D6/692.3
D590,632 S * 4/2009 Zak D6/668
D772,588 S * 11/2016 Kim D6/337
D912,448 S * 3/2021 Xiao D6/689
D917,939 S * 5/2021 Xiao D6/688
D920,021 S * 5/2021 Ben-Avi D6/686

OTHER PUBLICATIONS

Keter Ice Cube Beer and Wine Cooler Table—Amazon <https://www.amazon.com/Keter-Ice-Cube-Accessories-Graphite/dp/B08G8ZXT35> retrieved from the internet on Feb. 24, 2022.*

Keter Breeze Bar Outdoor Patio Furniture—Amazon https://www.amazon.com/dp/B08M69RPML?tag=hellomagazi00_20&linkId=6daac8e66aeb6aa9355dde4a21b1692c&ref_=as_li_ss_tl&geniuslink=true retrieved from the internet on Feb. 24, 2022.*

Design No. Design No. 006681144-0003, Aug. 2, 2019—European Union Intellectual Property Office (EUIPO) Publication Date—Jan. 29, 2013 Owner—Keter Plastic Ltd.—Designer Ehud BEN-AVI DesignView, available at www.tmdn.org/tmdsview-web/welcome.*

* cited by examiner

Primary Examiner — Mary Ann Calabrese

(74) *Attorney, Agent, or Firm* — Vorys, Sater, Seymour & Pease LLP; William Klima

(57) **CLAIM**

The ornamental design for a combined cooler and table, as shown and described.

DESCRIPTION

The patent or application file contains at least one drawing executed in color. Copies of this patent or patent application publication with color drawing(s) will be provided by the Office upon request and payment of the necessary fee.

FIG. 1 is a front and right side perspective view for the design for a combined cooler and table at a closed position; rear and left side perspective view at a closed position being identical to FIG. 1;

FIG. 2 is a front perspective view for the design for a combined cooler and table as seen in FIG. 1 at a closed position; rear perspective view at a closed position being identical to FIG. 2;

FIG. 3 is a right side view for the design for a combined cooler and table as seen in FIG. 1 at a closed position; left side view at a closed position being identical to FIG. 3;

FIG. 4 is a front and right side perspective view for the design for a combined cooler and table as seen in FIG. 1, at an opened position; rear and left side perspective view at an opened position being identical to FIG. 4;

FIG. 5 is another front and right side perspective view for the design for a combined cooler and table as seen in FIG. 1, at

(Continued)



an opened position; rear and left side perspective view at an opened position being identical to FIG. 5;

FIG. 6 is a front perspective view for the design for a combined cooler and table as seen in FIG. 1, at an opened position; rear perspective view at an opened position being identical to FIG. 6;

FIG. 7 is a right side perspective view for the design for a combined cooler and table as seen in FIG. 1, at an open position; left side perspective view at a closed position being identical to FIG. 7;

FIG. 8 is a top right side perspective view for the design for a combined cooler and table as seen in FIG. 1, at an open position; top left side perspective view at a closed position being identical to FIG. 8;

FIG. 9 is top front and right side perspective view for the design for a combined cooler and table as seen in FIG. 1, at a closed position; top rear and left side perspective view at a closed position being identical to FIG. 9;

FIG. 10 is a top front and left side perspective view for the design for a combined cooler and table as seen in FIG. 1, at

a closed position; top rear and right side perspective view at a closed position being identical to FIG. 10;

FIG. 11 is another top front and left side perspective view for the design for a combined cooler and table as seen in FIG. 1; top rear and right side perspective view at a closed position being identical to FIG. 11;

FIG. 12 is another top front and left side perspective view for the design for a combined cooler and table as seen in FIG. 1; top rear and right side perspective view at a closed position being identical to FIG. 12;

FIG. 13 is a top view for the design for a combined cooler and table as seen in FIG. 1, at a closed position; top view at an opened position being identical to FIG. 13; and,

FIG. 14 is a bottom perspective view for the design for a combined cooler and table as seen in FIG. 1, at a closed position; bottom perspective view at an opened position being identical to FIG. 14.

The broken lines show portions of the combined cooler and table that form no part of the claimed design.

**1 Claim, 9 Drawing Sheets
(9 of 9 Drawing Sheet(s) Filed in Color)**




FIG. 1




FIG. 2



FIG. 3



FIG. 4



FIG. 5



FIG. 6




FIG. 7



FIG. 8



FIG. 9



FIG. 10



FIG. 11



FIG. 12




FIG. 13




FIG. 14