



US00D958563S

(12) **United States Design Patent** (10) **Patent No.:** **US D958,563 S**
Bouroullec et al. (45) **Date of Patent:** **** Jul. 26, 2022**

(54) **ROLLER BLIND**
(71) Applicant: **Kvadrat A/S**, Ebeltoft (DK)
(72) Inventors: **Erwan Bouroullec**, Paris (FR); **Ronan Bouroullec**, Paris (FR)
(73) Assignee: **KVADRAT A/S**, Ebeltoft (DK)
(**) Term: **15 Years**
(21) Appl. No.: **29/758,568**
(22) Filed: **Nov. 17, 2020**
(51) **LOC (13) Cl.** **06-10**
(52) **U.S. Cl.**
USPC **D6/575**
(58) **Field of Classification Search**
USPC D6/575-581
CPC .. A47H 1/04; A47H 23/01; A47K 3/38; E06B
2009/425; E06B 2009/583; E06B
2009/785; E06B 9/323; E06B 9/326;
E06B 9/388; E06B 9/40; E06B 9/42
See application file for complete search history.

2008/0099165 A1* 5/2008 Birch E06B 9/326
160/243
2018/0230742 A1* 8/2018 Hall E06B 9/323
2018/0291681 A1* 10/2018 Kanno E06B 9/32
2019/0017316 A1* 1/2019 Zhao E06B 9/323
2019/0106938 A1* 4/2019 Foley E06B 9/388
2020/0080367 A1* 3/2020 Daugaard A47H 1/13
2020/0080369 A1* 3/2020 Achiel E06B 9/32
2020/0208464 A1* 7/2020 Guest E06B 9/323
2020/0248502 A1* 8/2020 Goldberg E06B 9/322
2022/0003041 A1* 1/2022 Graybar E06B 9/44

* cited by examiner

Primary Examiner — Kevin K Rudzinski
Assistant Examiner — Clare Ann Gannon
(74) *Attorney, Agent, or Firm* — Cantor Colburn LLP

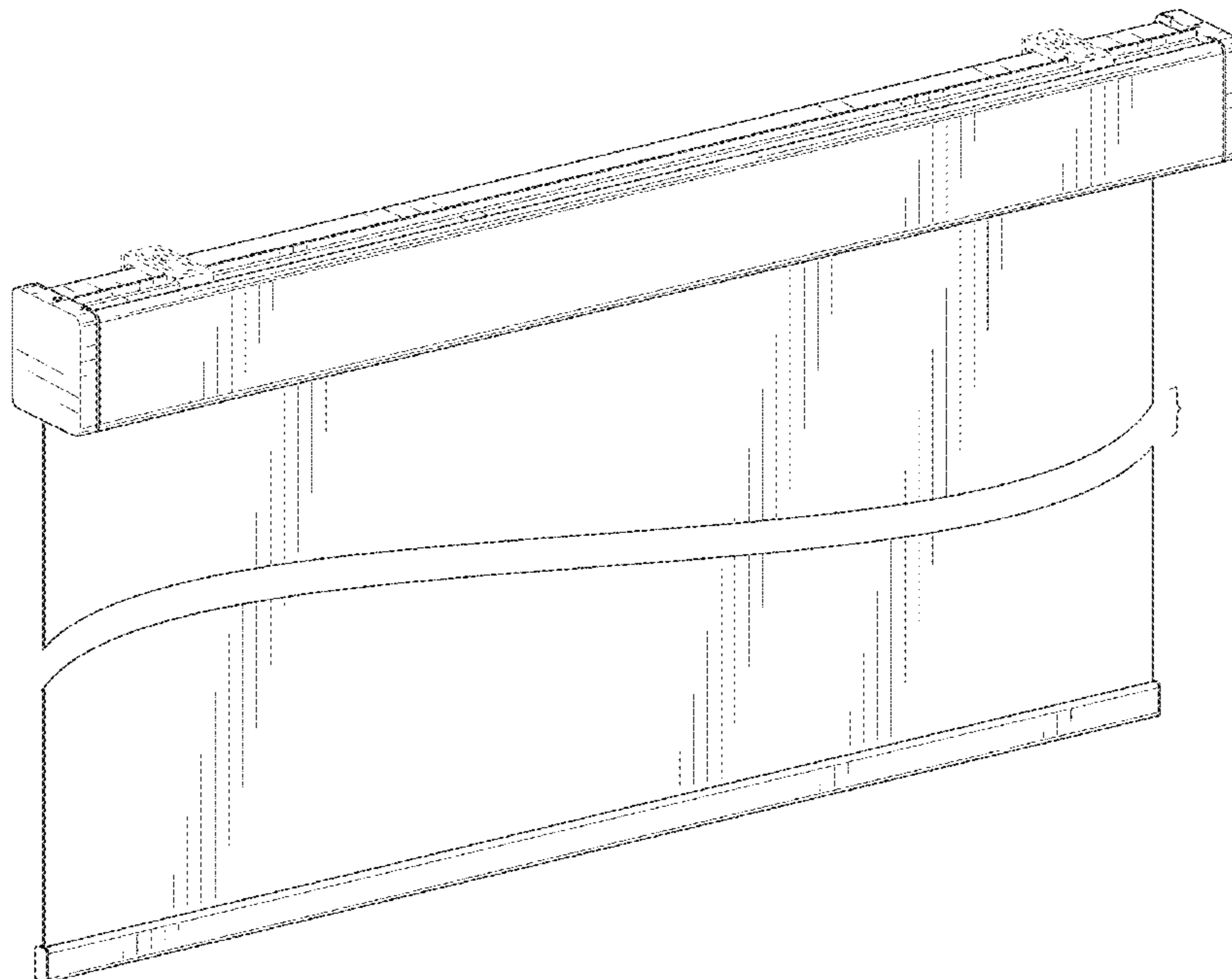
(57) **CLAIM**

We claim, the ornamental design for a roller blind, as shown and described.

DESCRIPTION

FIG. 1 is a perspective view of a roller blind, showing our new design;
FIG. 2 is a front view thereof;
FIG. 3 is a rear view thereof;
FIG. 4 is a side view thereof;
FIG. 5 is an opposite side view thereof;
FIG. 6 is a top view thereof; and,
FIG. 7 is a bottom view thereof.
The portions shown in broken lines depict environment that forms no part of the claimed design; and,
The break lines shown in FIGS. 1-5 symbolize breaks in the length of the article in which the claimed design is embodied. The appearance of any portion of the article between the break lines forms no part of the claimed design.

1 Claim, 5 Drawing Sheets



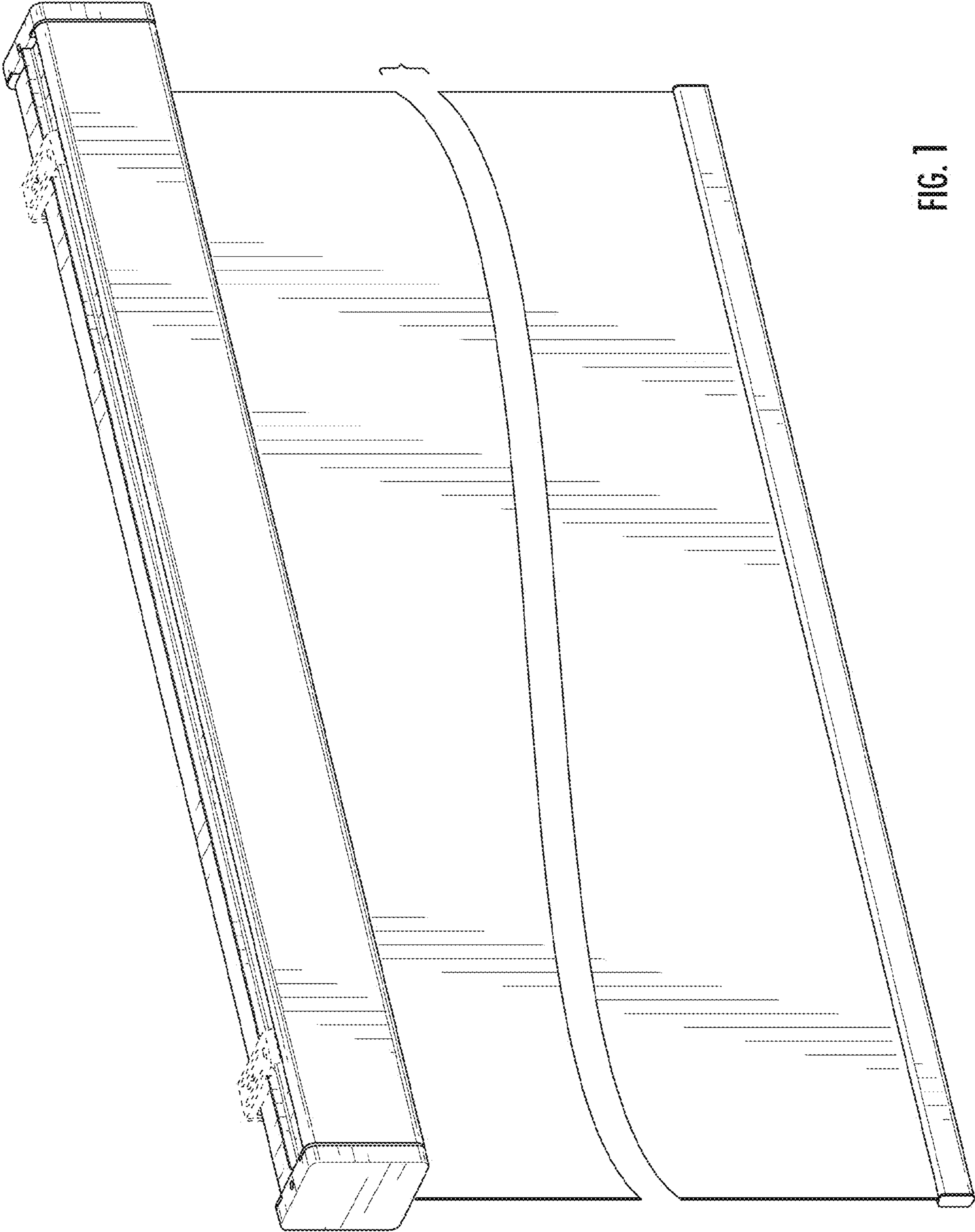


FIG. 1

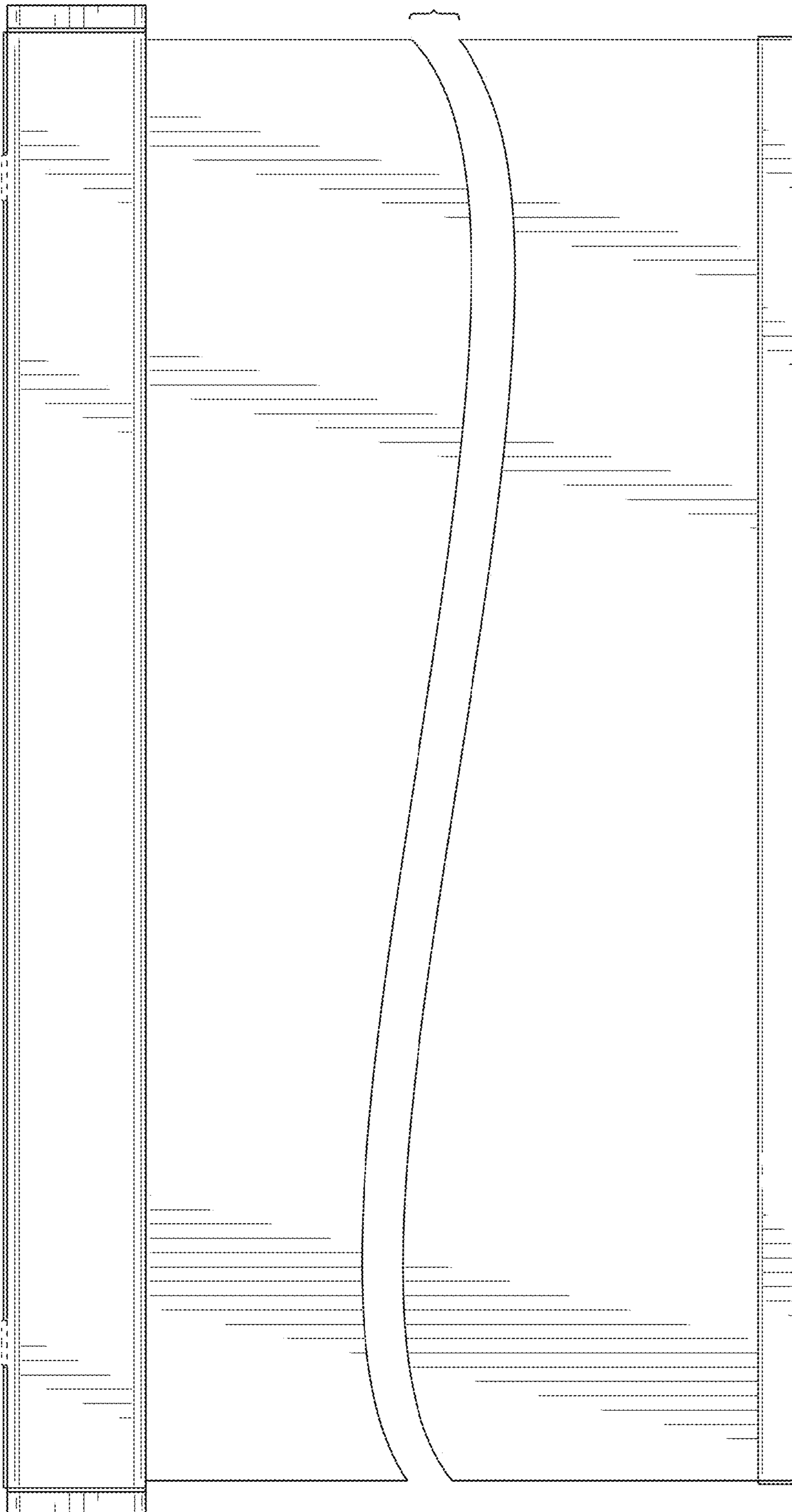


FIG. 2

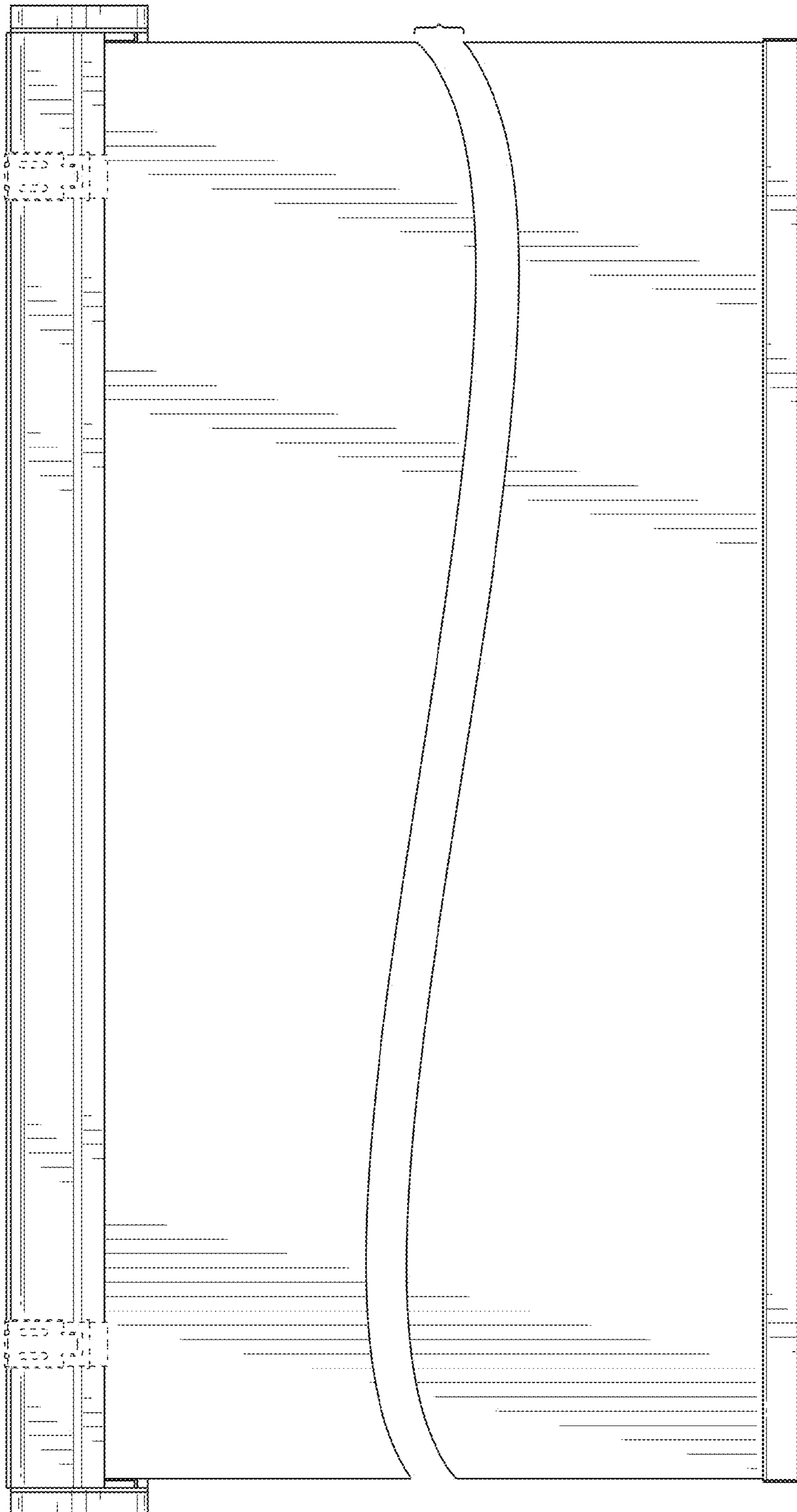


FIG. 3

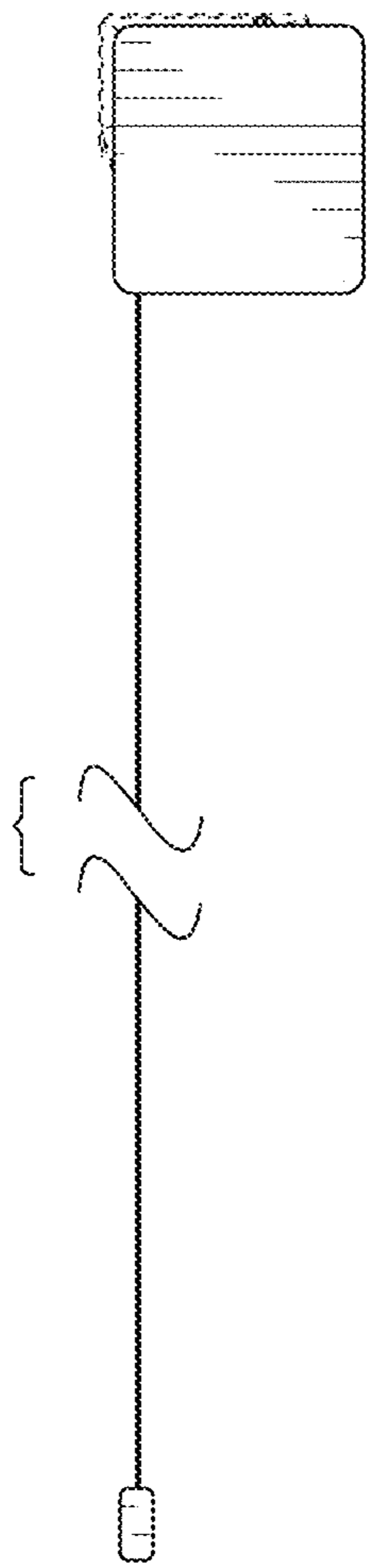


FIG. 4



FIG. 5




FIG. 6




FIG. 7