



US00D958556S

(12) **United States Design Patent**  
**Esteve Cambra**

(10) **Patent No.:** **US D958,556 S**  
(45) **Date of Patent:** **\*\* Jul. 26, 2022**

- (54) **CHAISE**
- (71) Applicant: **RH US, LLC**, Corte Madera, CA (US)
- (72) Inventor: **Jose Ramón Esteve Cambra**, Valencia (ES)
- (73) Assignee: **RH US, LLC**, Corte Madera, CA (US)
- (\*\*) Term: **15 Years**
- (21) Appl. No.: **29/766,550**
- (22) Filed: **Jan. 15, 2021**
- (51) **LOC (13) Cl.** ..... **06-01**
- (52) **U.S. Cl.**  
USPC ..... **D6/361**
- (58) **Field of Classification Search**  
USPC ..... D6/360, 361, 367, 368, 369, 370, 382  
CPC .. A47C 1/02; A47C 1/028; A47C 1/14; A47C 3/143; A47C 4/04; A47C 4/08; A47C 4/18; A47C 5/02  
See application file for complete search history.

(56) **References Cited**

**U.S. PATENT DOCUMENTS**

- D194,461 S \* 1/1963 Schultz ..... D6/361
- D646,067 S \* 10/2011 Frinier ..... D6/361
- D650,602 S \* 12/2011 Massaud ..... D6/361

- D657,969 S \* 4/2012 Nguyen ..... D6/369
- D660,029 S \* 5/2012 Nguyen ..... D6/369
- D733,452 S \* 7/2015 Rawls-Meehan ..... D6/392
- D806,421 S \* 1/2018 Contreras ..... D6/361
- D891,801 S \* 8/2020 Aubry ..... D6/361
- D898,392 S \* 10/2020 King ..... D6/361
- D925,242 S \* 7/2021 Smrstick ..... D6/361

\* cited by examiner

*Primary Examiner* — R. Johnson

(74) *Attorney, Agent, or Firm* — Lewis Roca Rothgerber Christie LLP

(57) **CLAIM**

The ornamental design for a chaise, as shown and described.

**DESCRIPTION**

FIG. 1 is a right front perspective view of a chaise showing my new design;  
 FIG. 2 is a rear left perspective view thereof;  
 FIG. 3 is a right side elevation view thereof, the left side view being a mirror image;  
 FIG. 4 is a front elevation view thereof;  
 FIG. 5 is a rear elevation view thereof;  
 FIG. 6 is a top plan view thereof; and,  
 FIG. 7 is a right front perspective view thereof showing the chaise in a reclined position.  
 The broken lines represent environmental subject matter and form no part of the claimed design.

**1 Claim, 6 Drawing Sheets**

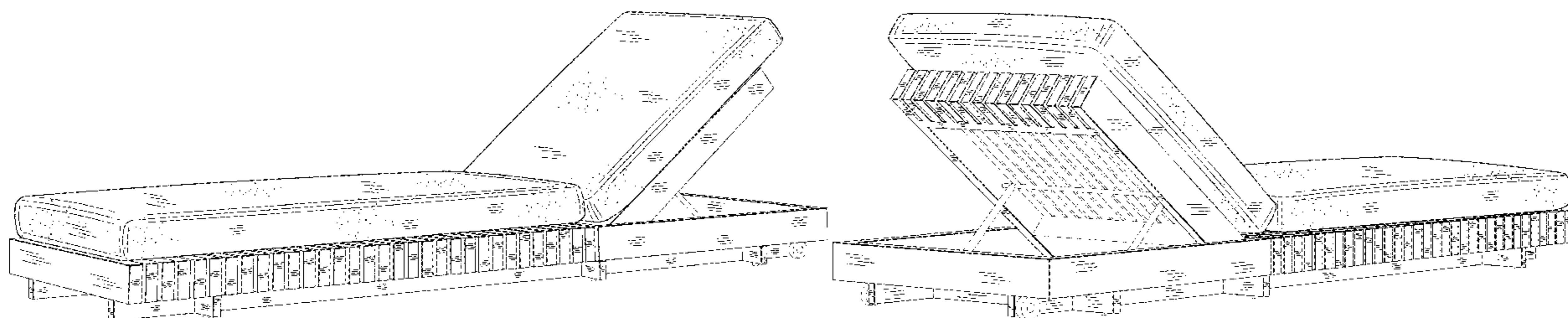


FIG. 1

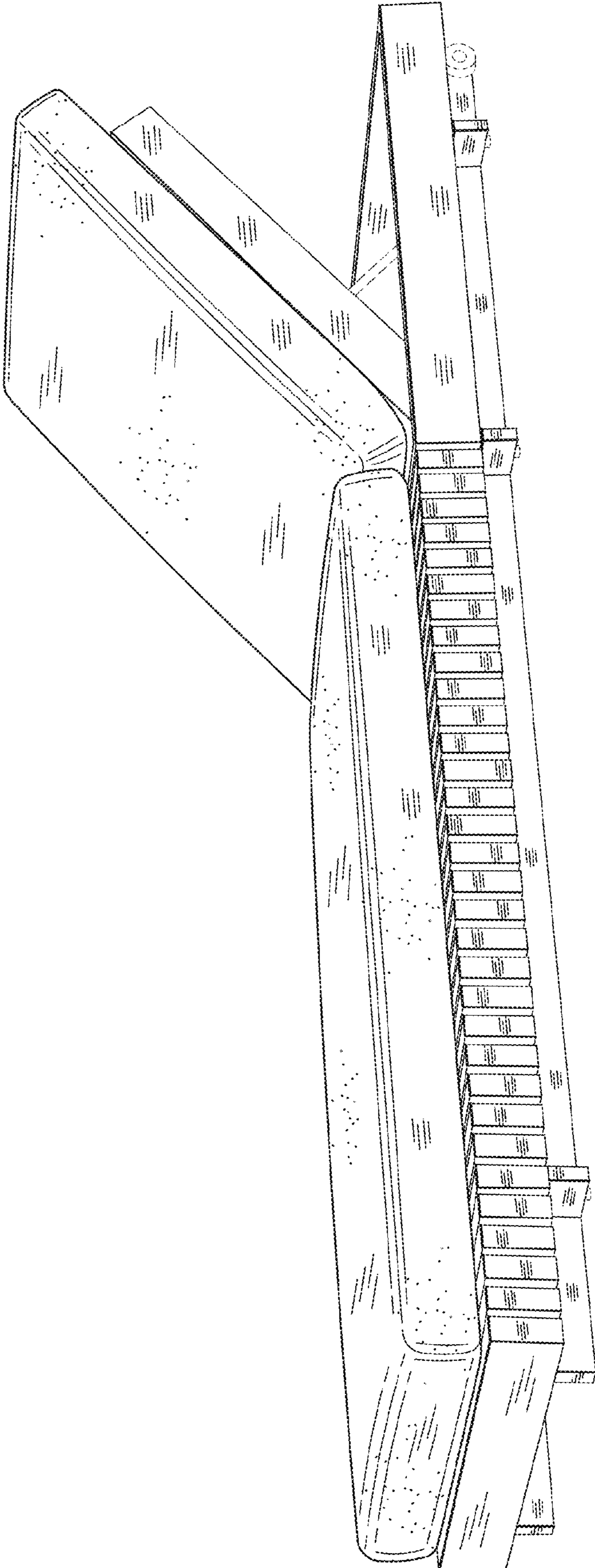


FIG. 2




FIG. 3

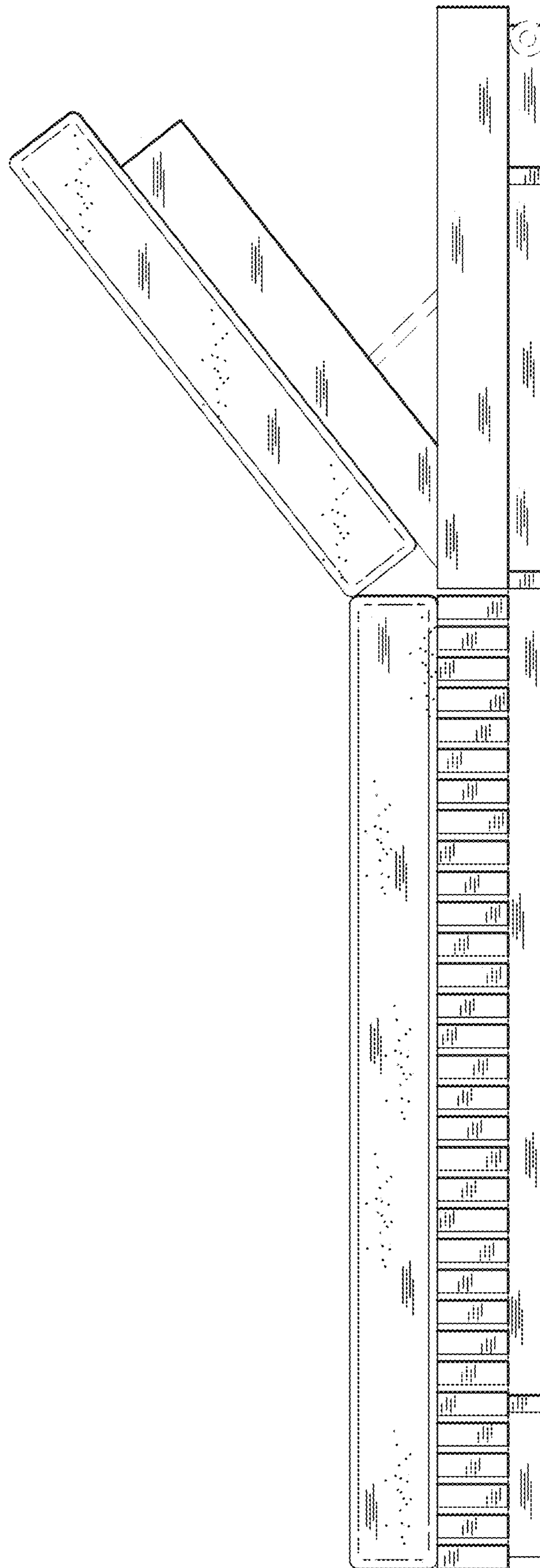


FIG. 5

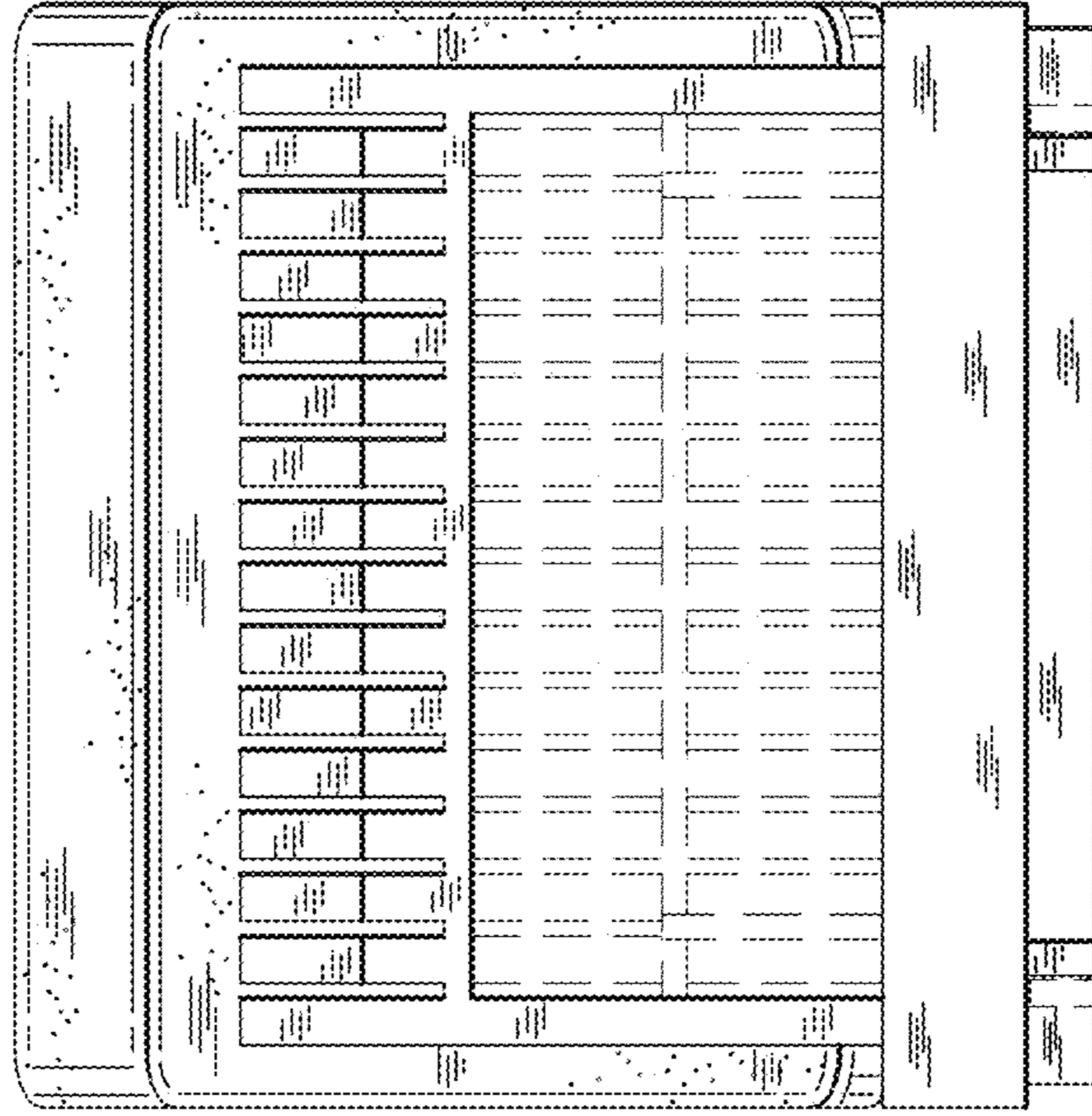


FIG. 4

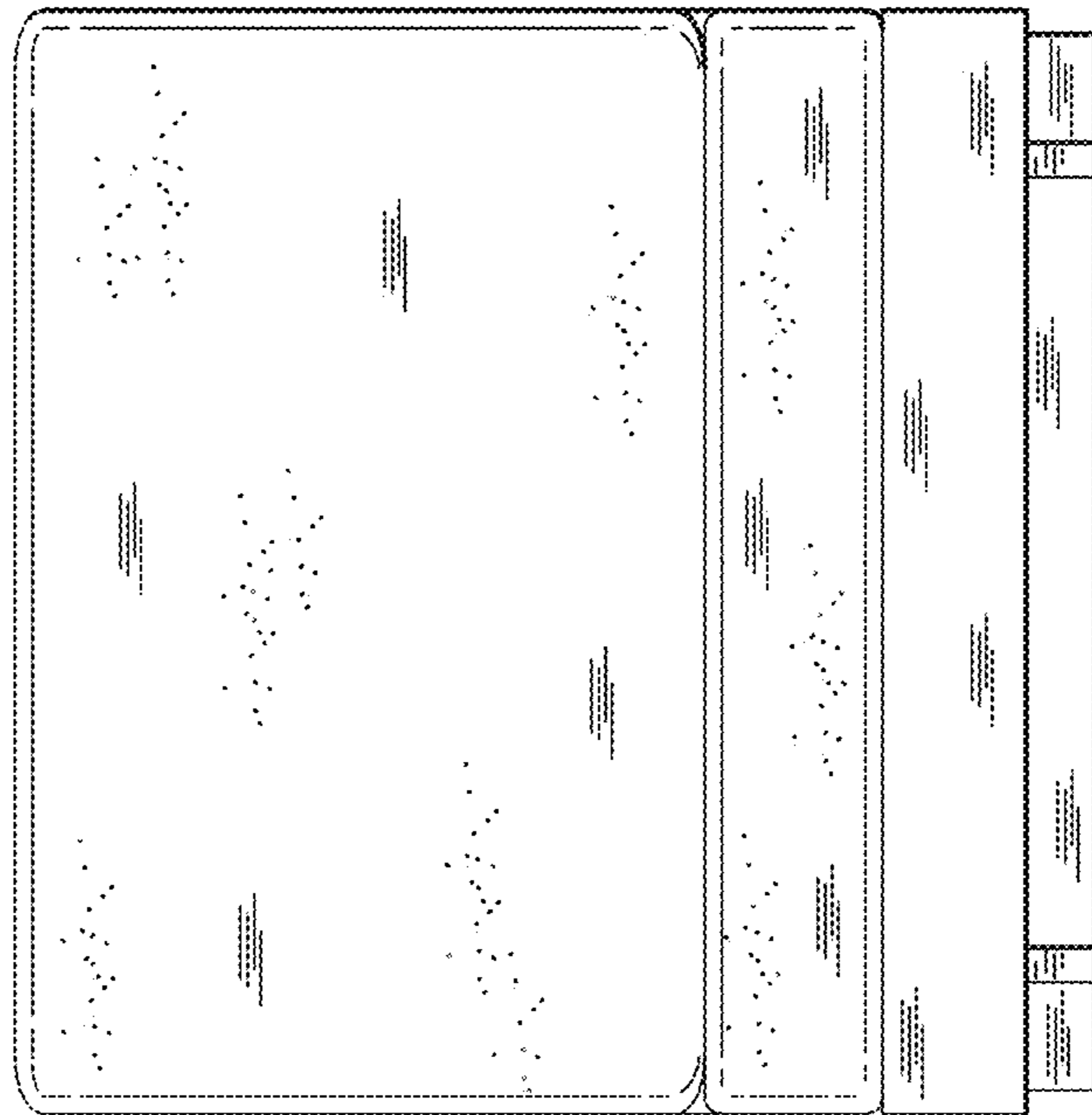


FIG. 6

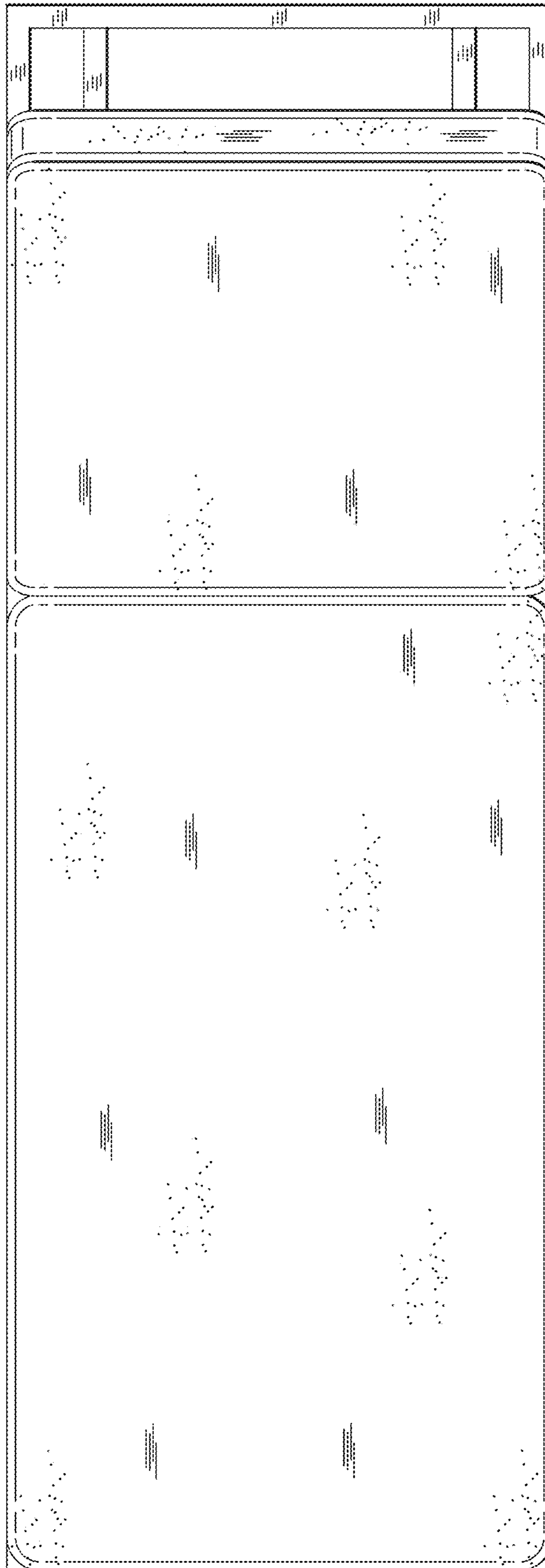


FIG. 7

