



US00D958488S

(12) **United States Design Patent**
Brunow

(10) **Patent No.:** **US D958,488 S**

(45) **Date of Patent:** **** Jul. 26, 2022**

- (54) **BRA**
- (71) Applicant: **Tamara Brunow**, Council Bluffs, IA (US)
- (72) Inventor: **Tamara Brunow**, Council Bluffs, IA (US)
- (**) Term: **15 Years**
- (21) Appl. No.: **29/673,521**
- (22) Filed: **Dec. 14, 2018**
- (51) **LOC (13) Cl.** **02-01**
- (52) **U.S. Cl.**
USPC **D2/706**
- (58) **Field of Classification Search**
USPC D2/705-709, 723, 627, 716, 737,
D2/705-707, 706-707; D6/629;
D12/417; D29/100; 2/323; 450/2, 6, 35,
450/63, 72, 87
CPC A41C 3/0028; A41C 3/0057; A41C 3/06;
A41C 3/124; A41C 3/02; A41F 11/02
See application file for complete search history.

- 6,063,110 A * 5/2000 Stedman A61F 7/02
607/108
 - D432,490 S * 10/2000 Golenz D12/417
 - D448,541 S * 10/2001 Robinson D2/706
 - 7,033,244 B1 * 4/2006 Barton A41C 3/04
450/36
 - D529,259 S * 10/2006 Faagau D2/706
 - 7,278,900 B1 * 10/2007 Ostaseski A41F 15/02
2/336
 - D635,738 S * 4/2011 Dudenhoeffer D2/626
 - 8,241,090 B2 * 8/2012 Michael A41F 15/02
450/86
 - D725,872 S * 4/2015 Robinson D2/737
 - D778,035 S * 2/2017 Price D2/840
- (Continued)

(56) **References Cited**

U.S. PATENT DOCUMENTS

- 863,159 A * 8/1907 Degenhart A41F 11/02
2/305
- 1,051,167 A * 1/1913 Simmons A41F 3/00
2/327
- 1,401,227 A * 12/1921 Wyeth A41F 15/02
2/323
- 3,189,028 A * 6/1965 Dormire A41C 3/06
602/61
- 4,612,935 A * 9/1986 Greifer A41F 15/007
2/268
- 4,888,830 A * 12/1989 Putnam A41F 3/02
2/327
- D360,440 S * 7/1995 Banks D21/662
- D369,777 S * 5/1996 Singh D12/417

OTHER PUBLICATIONS

Razor Clips Bra Strap Holder, posted 2016 [online], (retrieved Dec. 22, 2019) Retrieved from the internet, https://www.amazon.com/dp/B078536RB8/ref=sspa_dk_detail_5? (Year: 2016).*

(Continued)

Primary Examiner — Kevin K Rudzinski
Assistant Examiner — J. Thorn, Sr.
(74) *Attorney, Agent, or Firm* — Kevin E. West; Advent, LLP

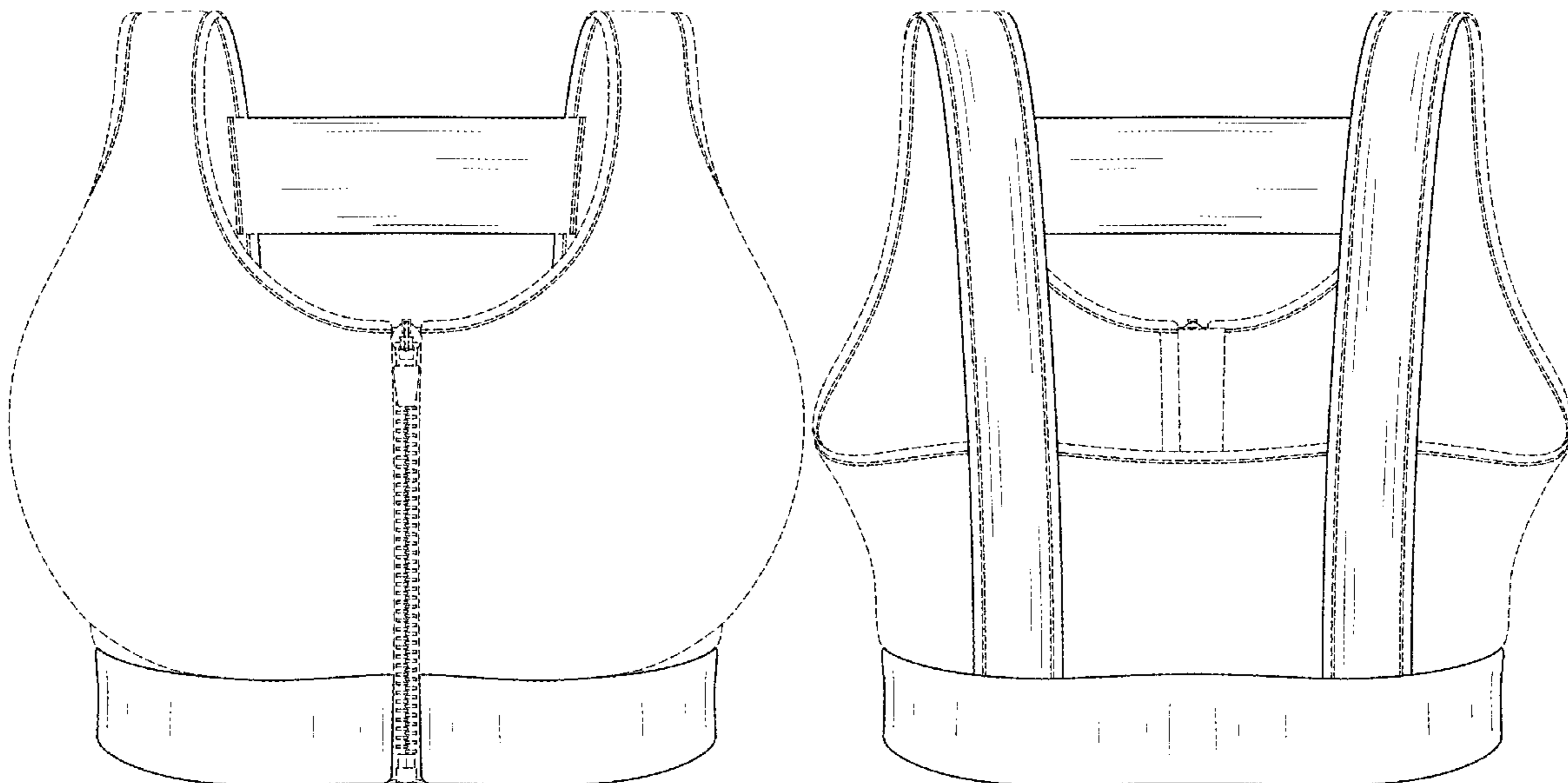
(57) **CLAIM**

The ornamental design for a bra, as shown and described.

DESCRIPTION

FIG. 1 is a front elevation view of a bra.
FIG. 2 is a back elevation view of the bra of FIG. 1; and,
FIG. 3 is an isometric view of the bra of FIG. 1.
Portions of FIGS. 1 through 3 are shown in evenly spaced broken lines and dash-dot-dash boundary lines illustrating portions of the article that form no part of the claimed design.

1 Claim, 3 Drawing Sheets



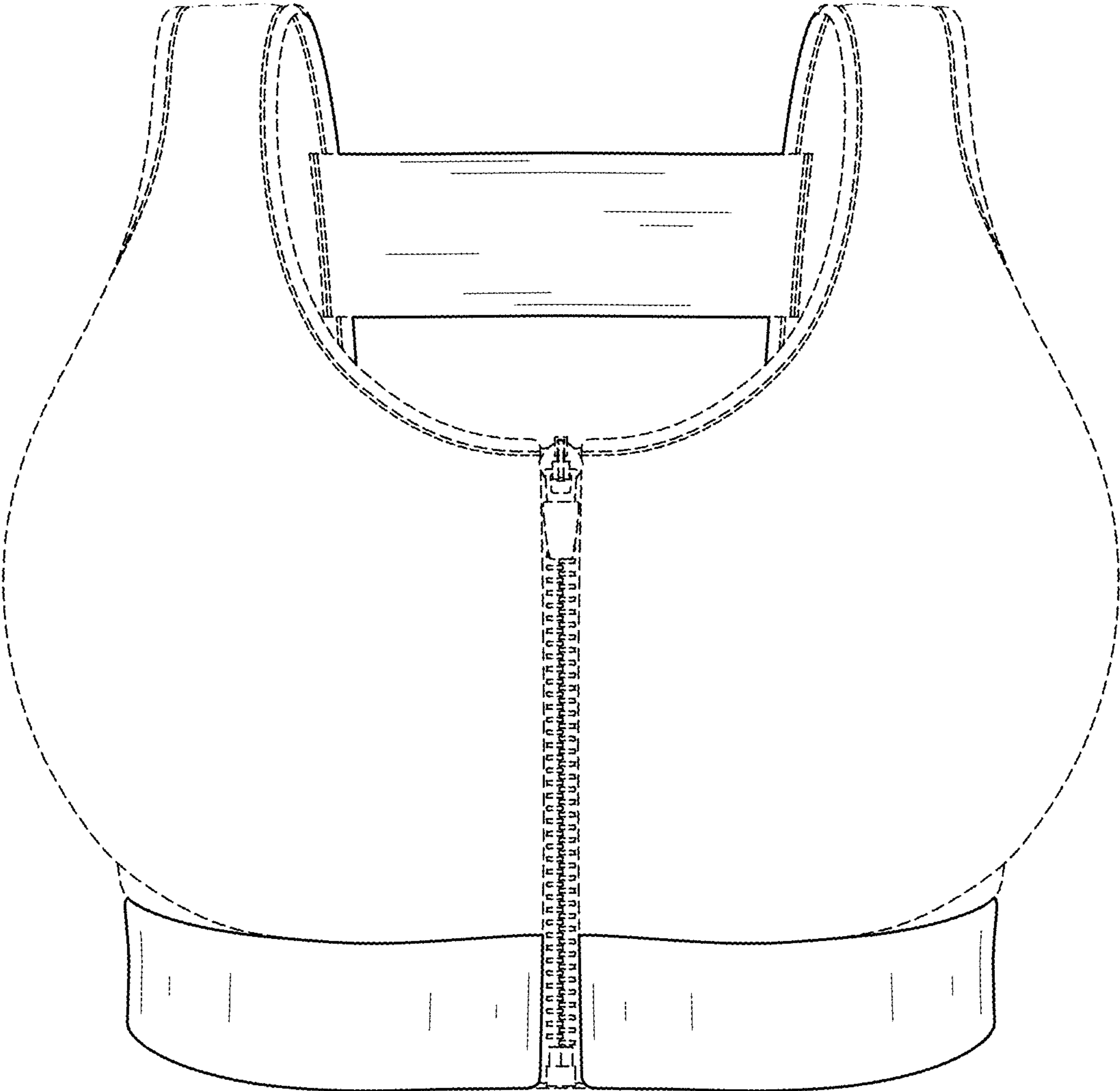


FIG. 1

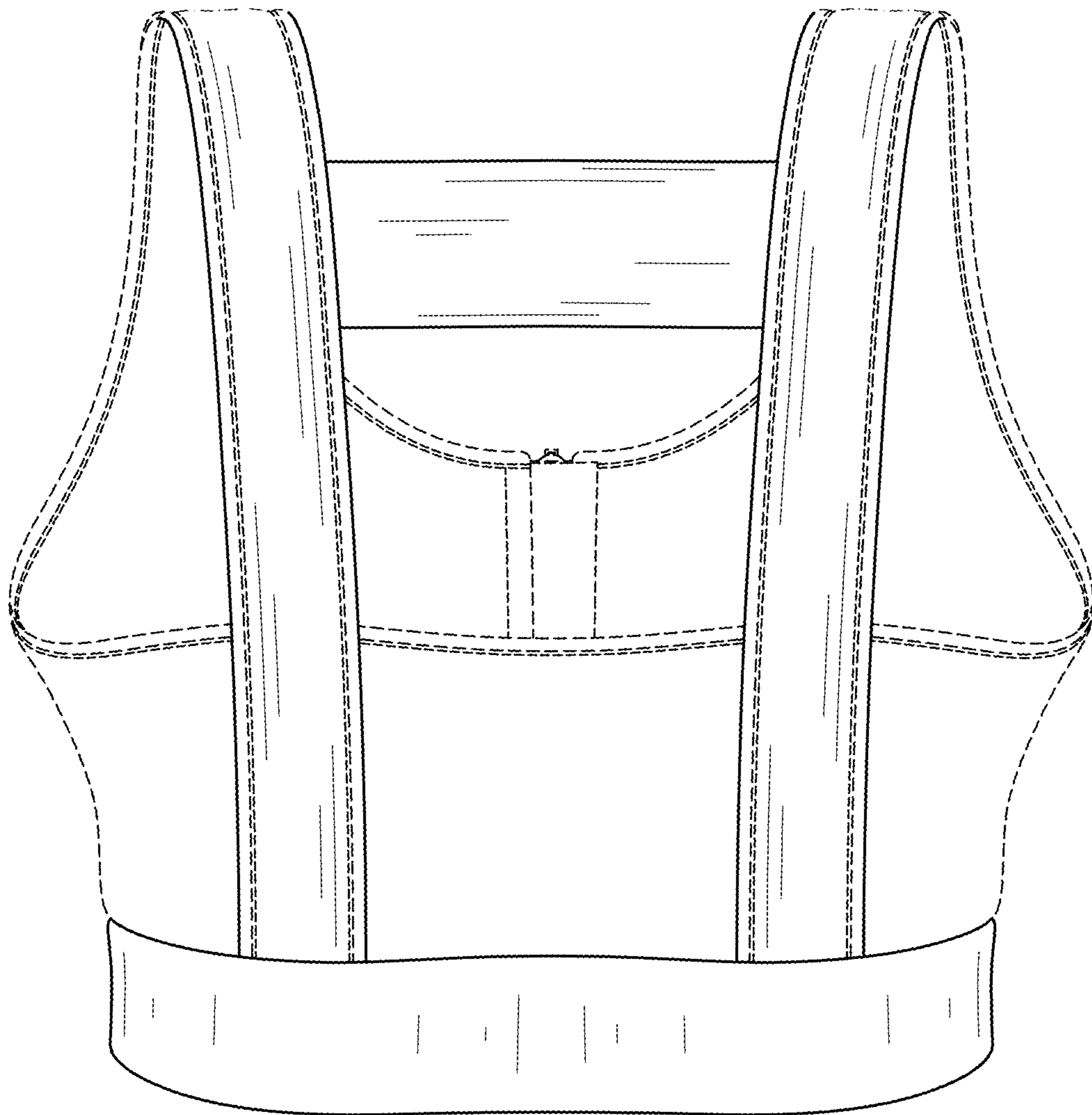


FIG. 2

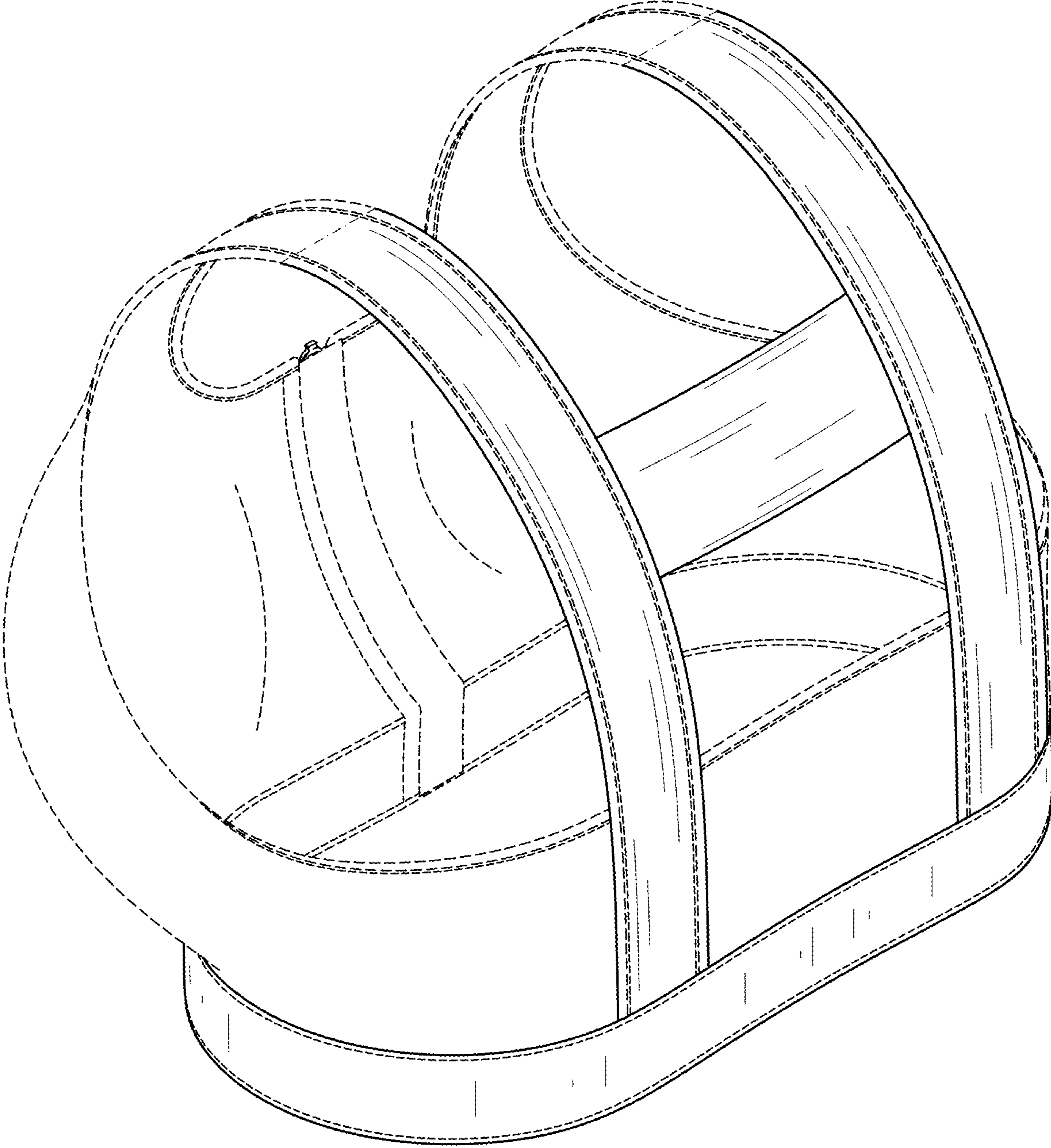


FIG. 3