



US00D958487S

(12) **United States Design Patent** (10) **Patent No.:** **US D958,487 S**
Katz (45) **Date of Patent:** **** Jul. 26, 2022**

(54) **TIE**
(71) Applicant: **Terry Katz**, Naples, FL (US)
(72) Inventor: **Terry Katz**, Naples, FL (US)
(**) Term: **15 Years**
(21) Appl. No.: **29/730,906**
(22) Filed: **Apr. 9, 2020**
(51) **LOC (13) Cl.** **02-05**
(52) **U.S. Cl.**
USPC **D2/605**
(58) **Field of Classification Search**
USPC D2/500, 501, 600, 602, 604, 605, 606,
D2/607, 608, 609
CPC A41D 25/00; A41D 25/003; A41D 25/005;
A41D 25/006; A41D 25/008; A41D
25/02; A41D 25/022; A41D 25/025;
A41D 25/027; A41D 25/06; A41D 25/08;
A41D 25/10; A41D 25/12; A41D 25/14
See application file for complete search history.

(56) **References Cited**
U.S. PATENT DOCUMENTS
2,038,365 A * 4/1936 Kola A41D 25/00
2/146
2,301,261 A * 11/1942 Diehl D03D 3/00
139/384 R
D166,054 S * 2/1952 Tarmon D2/605
D177,001 S * 3/1956 Bechrach D2/605
D195,021 S * 4/1963 Weeks D2/605
D198,254 S * 5/1964 Grielen D2/605
D236,294 S * 8/1975 Newell D2/605
D238,018 S * 12/1975 Mackie D2/605
D241,989 S * 10/1976 Webb D2/605
D321,276 S * 11/1991 Weeks D2/605
D324,942 S * 3/1992 Hillenmaier D2/605
D388,237 S * 12/1997 Mirvis D2/605
D480,532 S * 10/2003 Bryant, II D2/608
D480,533 S * 10/2003 Bryant, II D2/608

D480,534 S * 10/2003 Bryant, II D2/608
D499,230 S * 12/2004 Young D2/602
D501,701 S * 2/2005 Kirisako D2/605
D550,928 S * 9/2007 Brown D2/600
D605,376 S * 12/2009 Dickerson D2/605
D663,917 S * 7/2012 Ross D2/606
D693,538 S * 11/2013 Katz D2/605
D701,673 S * 4/2014 Blair D2/605
D812,341 S * 3/2018 McIver D2/602
D816,940 S * 5/2018 Frimpong D2/606
D910,972 S * 2/2021 Henschel D2/500
2014/0298565 A1* 10/2014 Ortolivo A41D 25/00
2/144

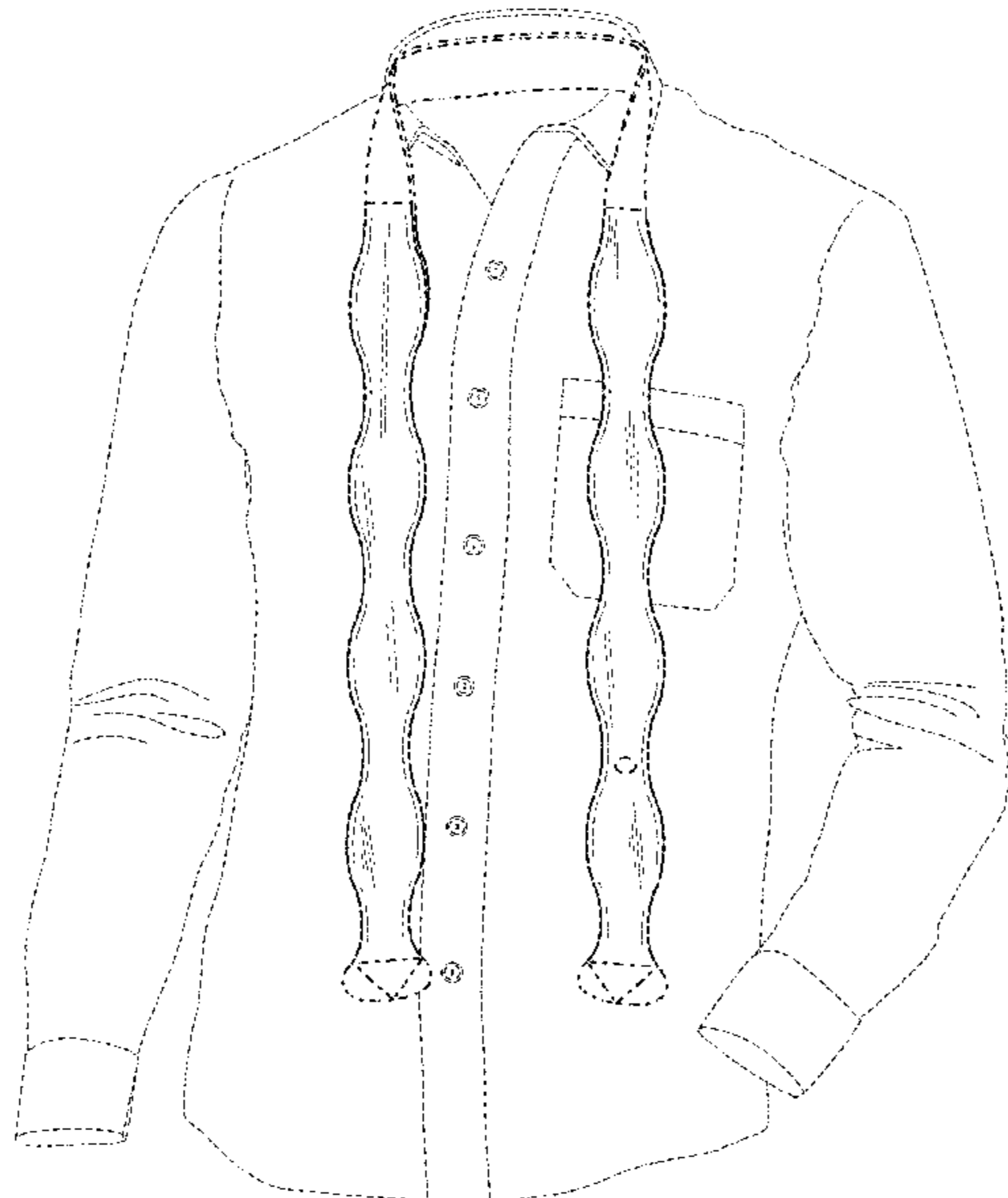
* cited by examiner

Primary Examiner — Jasmine Mlinarcik
(74) *Attorney, Agent, or Firm* — Quickpatents, LLC;
Kevin Prince

(57) **CLAIM**
The ornamental design for a tie, as shown and described.

DESCRIPTION
FIG. 1 is a perspective view of a tie, showing my new design illustrated in a first position-of-use;
FIG. 2 is an alternate perspective view thereof, illustrated in an alternate position-of-use;
FIG. 3 is a rear perspective view thereof, illustrated in a straight position;
FIG. 4 is a rear elevational view of FIG. 3;
FIG. 5 is a front elevational view of FIG. 3;
FIG. 6 is a left-side elevational view of FIG. 3, the right-side elevational view being a mirror image thereof;
FIG. 7 is an enlarged top plan view of FIG. 3; and,
FIG. 8 is an enlarged bottom plan view of FIG. 3.
The broken lines showing a shirt depict environmental matter and form no part of the claimed design. The dot-dash broken lines represent portions of the tie that form no part of the claimed design.

1 Claim, 4 Drawing Sheets



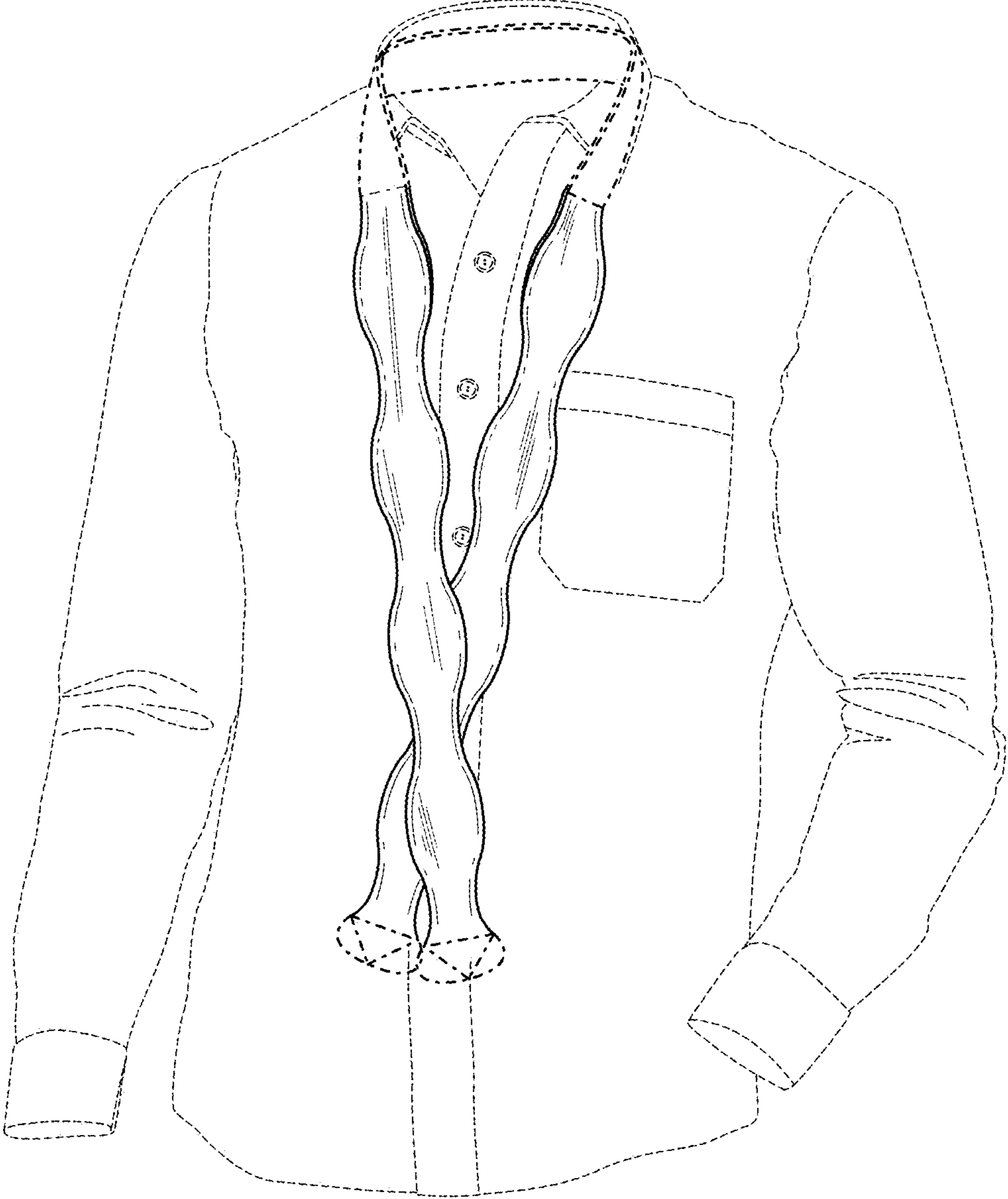


FIG. 1

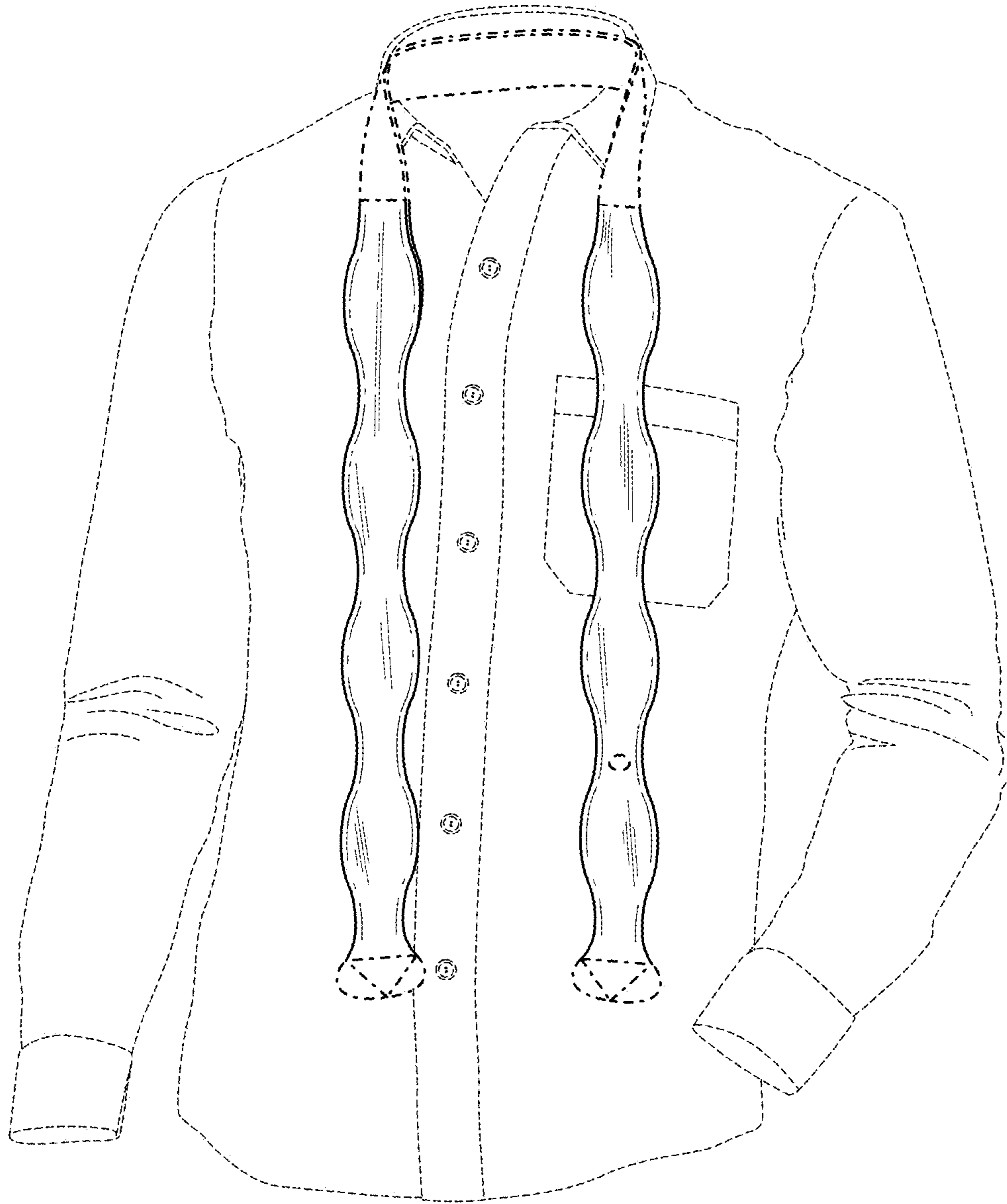


FIG. 2

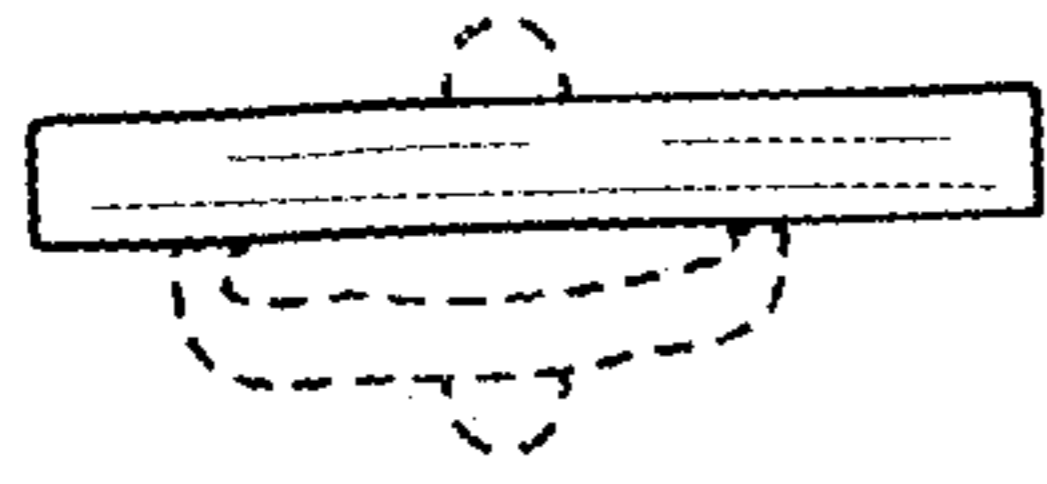


FIG. 7

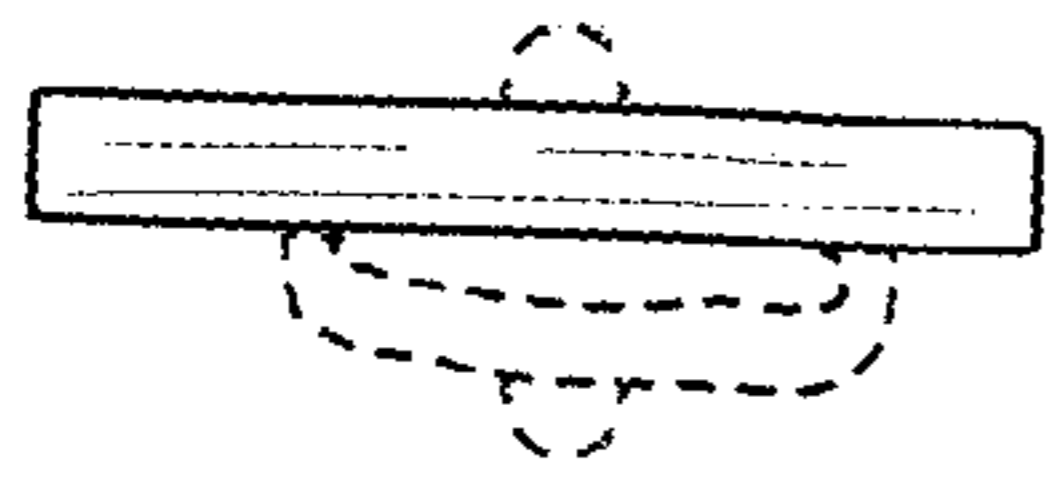


FIG. 8

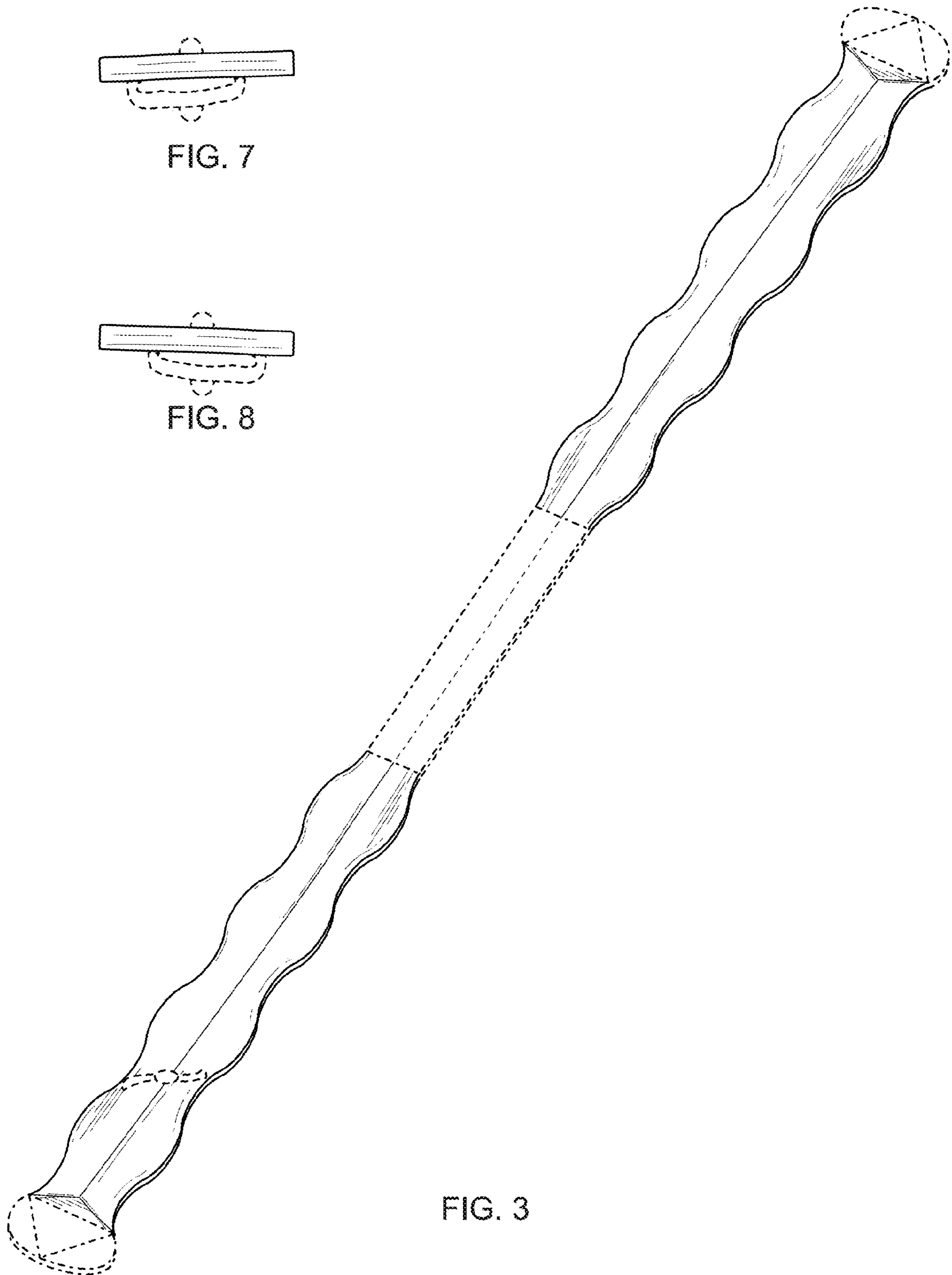


FIG. 3

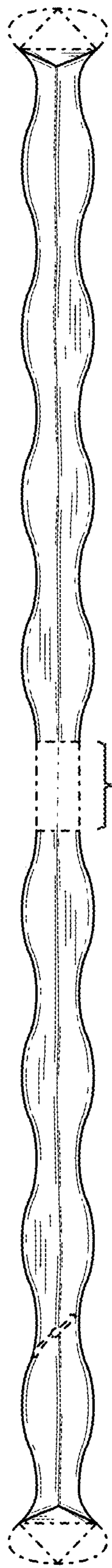


FIG. 4

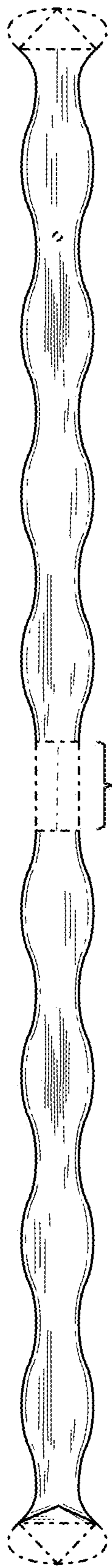


FIG. 5

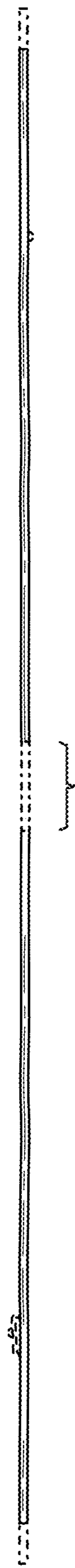


FIG. 6

UNITED STATES PATENT AND TRADEMARK OFFICE
CERTIFICATE OF CORRECTION

PATENT NO. : D958,487 S
APPLICATION NO. : 29/730906
DATED : July 26, 2022
INVENTOR(S) : Terry Katz

Page 1 of 1

It is certified that error appears in the above-identified patent and that said Letters Patent is hereby corrected as shown below:

On the Title Page

Column 2, item (57), under 'DESCRIPTION', Line 7, delete "HG." and insert -- FIG. --, therefore.

Signed and Sealed this
Fourth Day of July, 2023



Katherine Kelly Vidal
Director of the United States Patent and Trademark Office