



US00D958448S

(12) **United States Design Patent** (10) **Patent No.:** **US D958,448 S**
Kim (45) **Date of Patent:** **** Jul. 19, 2022**

(54) **ELECTRONIC CIGARETTE**
(71) Applicant: **KT&G Corporation**, Daejeon (KR)
(72) Inventor: **Min Chul Kim**, Yongin-si (KR)
(73) Assignee: **KT&G CORPORATION**, Daejeon (KR)
(**) Term: **15 Years**

D898,991 S *	10/2020	Pan	D27/162
D902,475 S *	11/2020	Liu	D27/101
D905,901 S *	12/2020	Kim	D27/101
D917,777 S *	4/2021	Kim	D27/101
D921,981 S *	6/2021	Sudlow	D27/194
D924,472 S *	7/2021	Powell	D27/162
D933,884 S *	10/2021	Verchick	D27/162
D938,644 S *	12/2021	Shin	D27/162
D943,150 S *	2/2022	Chen	D27/162
2020/0245681 A1 *	8/2020	An	A24F 40/40

(21) Appl. No.: **29/748,569**
(22) Filed: **Aug. 31, 2020**

(30) **Foreign Application Priority Data**

Mar. 4, 2020 (KR) 30-2020-0009732

(51) **LOC (13) Cl.** **27-02**
(52) **U.S. Cl.**
USPC **D27/162**

(58) **Field of Classification Search**
USPC D27/162, 100, 101, 163-165, 167, 169,
D27/172, 174, 183, 185-192, 194;
D24/110, 110.5; D13/103, 107-109;
D23/360, 366
CPC A24F 47/008; A24F 47/006; A24F 47/002;
A61M 15/00; A61M 15/06; A61M
15/0021
See application file for complete search history.

(56) **References Cited**

U.S. PATENT DOCUMENTS

D770,678 S *	11/2016	Shin	D27/163
D808,073 S *	1/2018	Leidel	D27/162
D843,052 S *	3/2019	Powell	D27/163
D851,328 S *	6/2019	Smith	D27/162
D853,022 S *	7/2019	Srour	D27/183
D854,741 S *	7/2019	Smith	D27/162
D869,086 S *	12/2019	Pan	D27/162
D881,459 S *	4/2020	Ouyang	D27/162

OTHER PUBLICATIONS

Electronic Cigarette By: Phillip Morris found on line Aug. 13, 2021
<https://www.businessinsider.com/philip-morris-e-cigarette-2016-11>
(Nov. 30, 2016).*

* cited by examiner

Primary Examiner — Rebecca Tsehaye
(74) *Attorney, Agent, or Firm* — Novick, Kim & Lee,
PLLC; Sang Ho Lee; Hyun Woo Shin


(57) **CLAIM**

I claim the ornamental design for an electronic cigarette, as shown and described.

DESCRIPTION

FIG. 1 is a front perspective view of an electronic cigarette, showing my new design;
FIG. 2 is a front elevational view thereof;
FIG. 3 is a rear elevational view thereof;
FIG. 4 is a left side elevational view thereof;
FIG. 5 is a right side elevational view thereof;
FIG. 6 is a top plan view thereof;
FIG. 7 is a bottom plan view thereof; and,
FIG. 8 is a rear perspective view thereof.
Broken lines in the drawings show portions of the electronic cigarette which form no part of the claimed design.

1 Claim, 7 Drawing Sheets






FIG. 1




FIG. 2

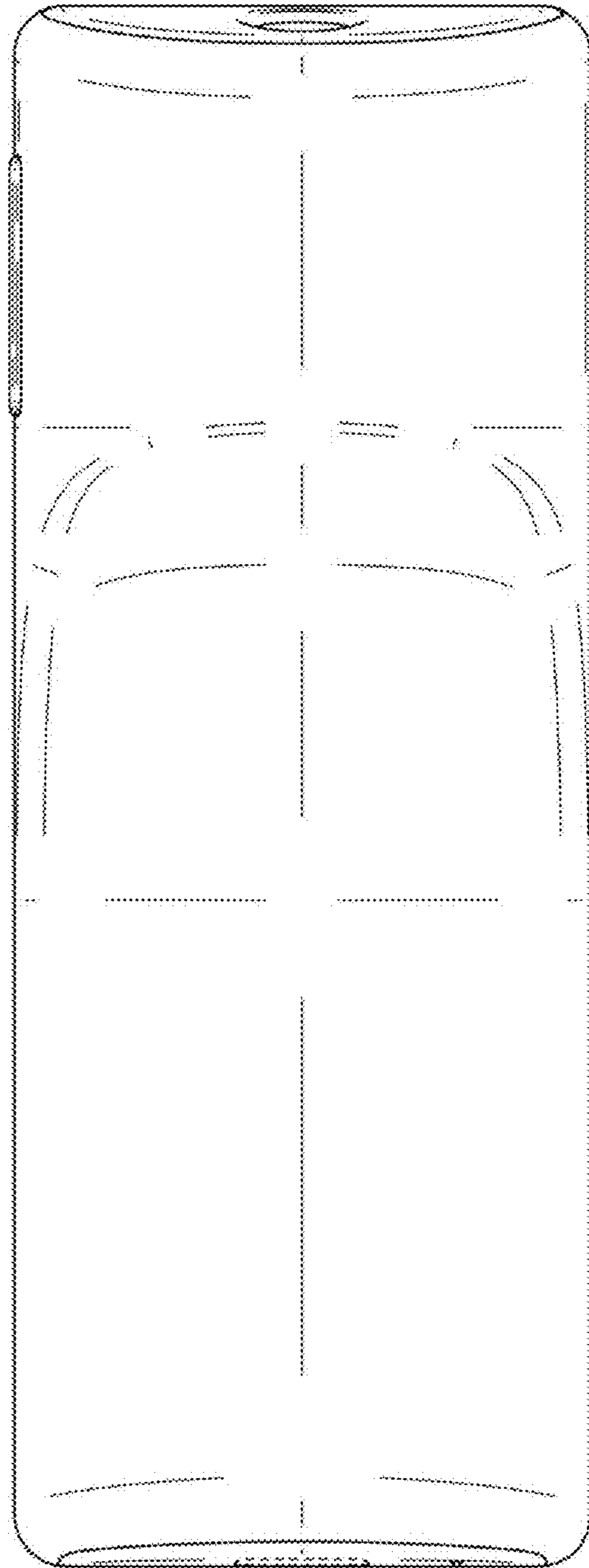


FIG. 3

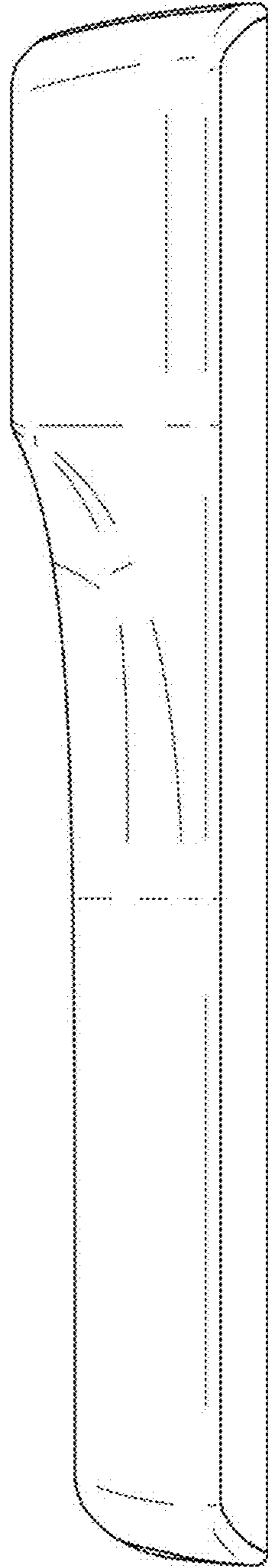


FIG. 4

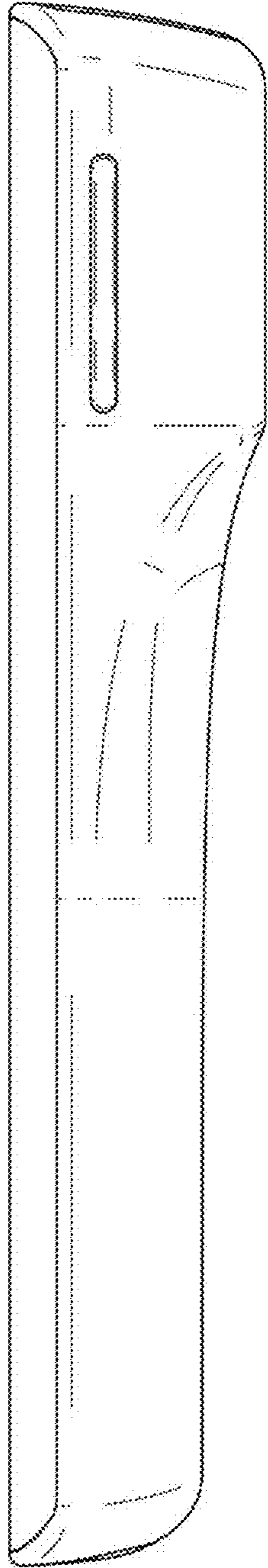


FIG. 5

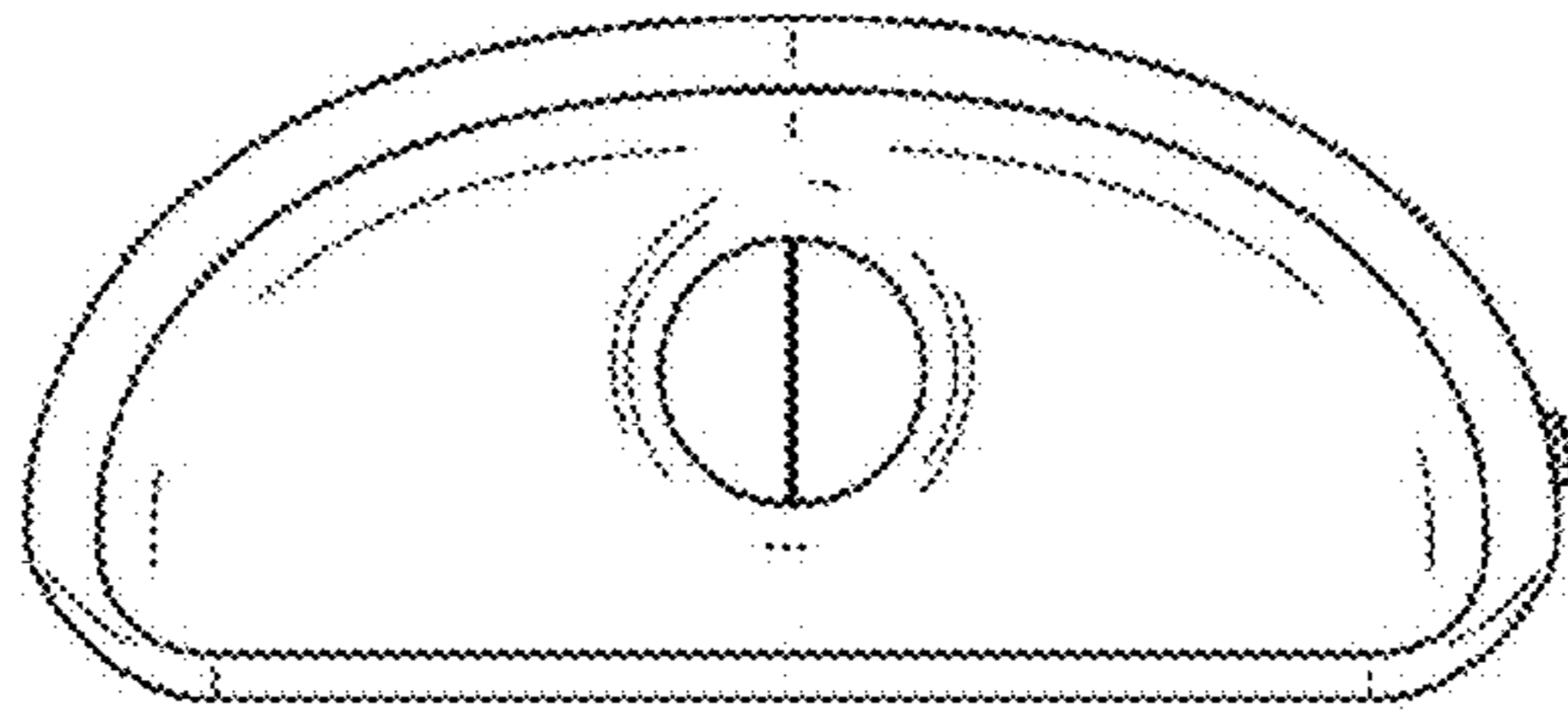


FIG. 6

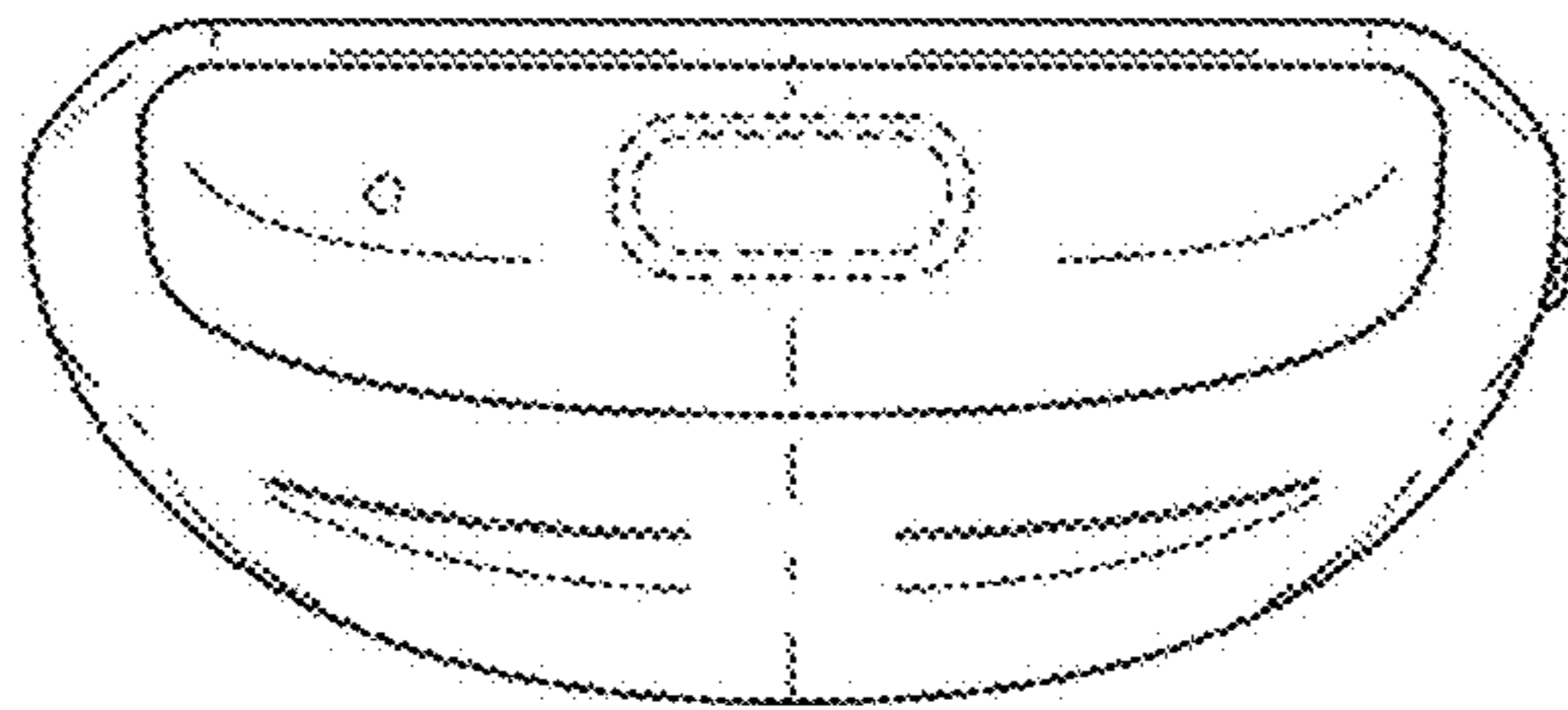


FIG. 7




FIG. 8