



US00D958427S

(12) **United States Design Patent**
Jobling

(10) **Patent No.:** **US D958,427 S**

(45) **Date of Patent:** **** Jul. 19, 2022**

- (54) **TAIL LIGHT FOR A VEHICLE**
- (71) Applicant: **JAGUAR LAND ROVER LIMITED**,
Coventry (GB)
- (72) Inventor: **Paul Jobling**, Coventry (GB)
- (73) Assignee: **JAGUAR LAND ROVER LIMITED**,
Coventry (GB)

D879,339	S	*	3/2020	Chan	D26/28
D880,025	S	*	3/2020	Chan	D26/28
D913,546	S	*	3/2021	Patel	D26/28
D925,790	S	*	7/2021	Jobling	D26/28
D937,451	S	*	11/2021	Tovey	D26/28
D939,740	S	*	12/2021	Jobling	D26/28
D944,427	S	*	2/2022	Tovey	D26/28
2009/0273282	A1	*	11/2009	Ballard	F21S 43/14 315/77
2012/0262934	A1	*	10/2012	Disley	F21S 43/245 362/546

(**) Term: **15 Years**

* cited by examiner

(21) Appl. No.: **29/816,391**

Primary Examiner — Richard Kearney

(22) Filed: **Nov. 22, 2021**

Assistant Examiner — Benjamin M Weeks

Related U.S. Application Data

(74) *Attorney, Agent, or Firm* — Reising Ethington P.C.

(62) Division of application No. 29/716,253, filed on Dec. 9, 2019, now Pat. No. Des. 939,740, which is a division of application No. 29/615,622, filed on Aug. 30, 2017, now Pat. No. Des. 871,622.

(57) **CLAIM**

The ornamental design for a tail light for a vehicle, as shown and described.

(30) **Foreign Application Priority Data**

DESCRIPTION

Mar. 16, 2017	(EM)	003802420-0001
Mar. 16, 2017	(EM)	003802420-0002
Mar. 16, 2017	(EM)	003802420-0003

FIG. 1 is a front right perspective view of a tail light for a vehicle, showing my new design;
FIG. 2 is a front left perspective view thereof;
FIG. 3 is a rear right perspective view thereof;
FIG. 4 is a front view thereof;
FIG. 5 is a right side view thereof;
FIG. 6 is a top view thereof; and,
FIG. 7 is a front right perspective view of the tail light for a vehicle shown in FIGS. 1-6, with the tail light mounted on a vehicle shown in de-emphasized and half-tone portions so as to illustrate environmental structure. These portions form no part of the claimed design. More particularly, in FIG. 7, the tail light is shown within the broken line, and the elements shown outside of the broken line form no part of the claimed design, but are instead included to show environmental aspects thereof.

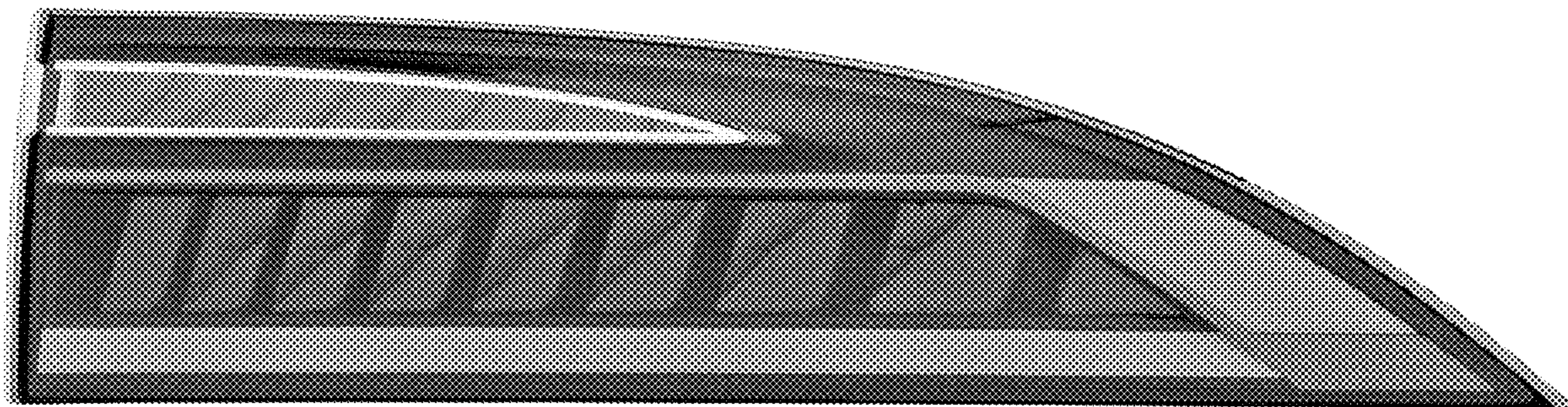
- (51) **LOC (13) Cl.** **26-06**
- (52) **U.S. Cl.**
USPC **D26/28**
- (58) **Field of Classification Search**
USPC D26/28-36
CPC F21S 43/20; F21S 41/20; F21S 43/245;
B60Q 1/0035
See application file for complete search history.

(56) **References Cited**

U.S. PATENT DOCUMENTS

D871,622	S	*	12/2019	Jobling	D26/28
D871,623	S	*	12/2019	Tovey	D26/28

1 Claim, 7 Drawing Sheets






FIG. 1




FIG. 2



FIG. 3



FIG. 4




FIG. 5




FIG. 6




FIG. 7