



US00D958422S

(12) **United States Design Patent**
Yang

(10) **Patent No.:** **US D958,422 S**
(45) **Date of Patent:** **** Jul. 19, 2022**

- (54) **VEHICLE HEADLIGHT**
- (71) Applicant: **SONAR AUTO PARTS CO., LTD.**,
New Taipei (TW)
- (72) Inventor: **Hsiu-Pen Yang**, New Taipei (TW)
- (73) Assignee: **SONAR AUTO PARTS CO., LTD.**,
New Taipei (TW)
- (**) Term: **15 Years**

D679,037 S *	3/2013	Fukui	D26/28
D697,647 S *	1/2014	Wada	D26/28
D709,224 S *	7/2014	Lai	D26/28
D720,870 S *	1/2015	Lim	D26/28
D728,135 S *	4/2015	Ha	D26/28
D757,966 S *	5/2016	Kim	D26/28
D757,967 S *	5/2016	Kim	D26/28
D765,284 S *	8/2016	Kim	D26/28
D765,894 S *	9/2016	Lai	D26/28
D769,484 S *	10/2016	Morikawa	D26/28
D776,312 S *	1/2017	Han	D26/28
D776,840 S *	1/2017	Youn	D26/28

(Continued)

- (21) Appl. No.: **29/756,925**
- (22) Filed: **Nov. 2, 2020**
- (51) **LOC (13) Cl.** **26-06**
- (52) **U.S. Cl.**
USPC **D26/28**
- (58) **Field of Classification Search**
USPC D26/24, 28, 29, 34-36, 139; D12/196
CPC B60Q 1/2615; B60Q 1/26; B60Q 1/2619;
B60Q 1/2607; B60Q 1/44; F21S 43/00;
F21S 43/10; F21S 43/13
See application file for complete search history.

FOREIGN PATENT DOCUMENTS

CA	189526	*	9/2019
EM	004496719-0001	*	3/2018

(Continued)

Primary Examiner — Brett Miller
Assistant Examiner — Jasmine L. Comedy
 (74) *Attorney, Agent, or Firm* — Li & Cai Intellectual Property Office

(57) **CLAIM**

The ornamental design for a vehicle headlight, as shown and described.

(56) **References Cited**

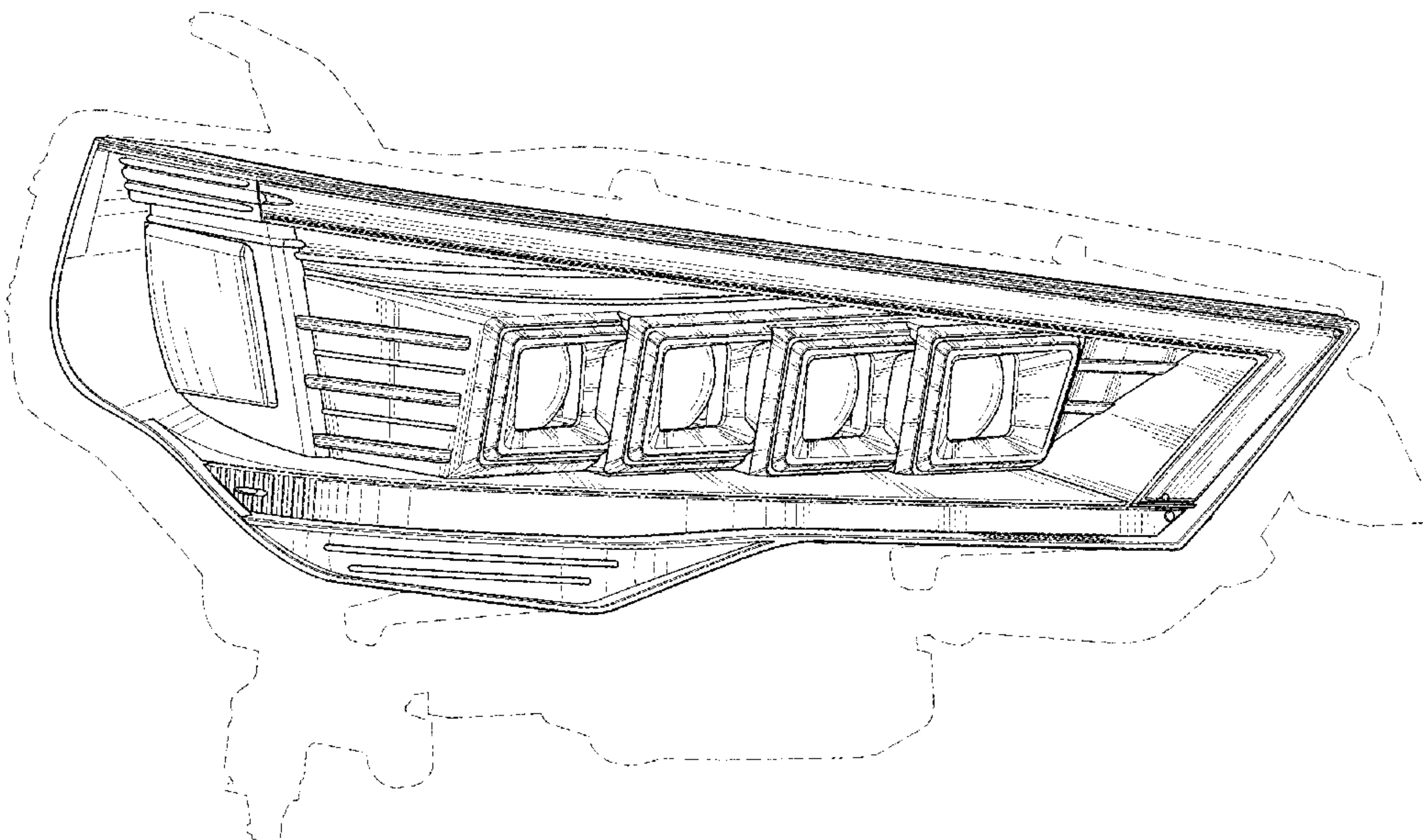
U.S. PATENT DOCUMENTS

D501,941 S *	2/2005	Abe	D26/28
D505,214 S *	5/2005	Yamagishi	D26/28
D519,655 S *	4/2006	Sugimoto	D26/28
D526,427 S *	8/2006	Morioka	D26/28
D535,409 S *	1/2007	Yamaguchi	D26/28
D563,001 S *	2/2008	Sato	D26/28
D563,576 S *	3/2008	Hanaoka	D26/28
D618,835 S *	6/2010	Jeong	D26/28
D618,836 S *	6/2010	Shim	D26/28
D619,279 S *	7/2010	Lamm	D26/28
D635,696 S *	4/2011	Jeong	D26/28
D657,482 S *	4/2012	Kong	D26/28
D674,932 S *	1/2013	Kawano	D26/28
D675,352 S *	1/2013	Akojima	D26/28

DESCRIPTION

FIG. 1 is a front, left side and top perspective view of a vehicle headlight showing the claimed design;
 FIG. 2 is a front elevational view thereof;
 FIG. 3 is a rear elevational view thereof;
 FIG. 4 is a left side elevational view thereof;
 FIG. 5 is a right side elevational view thereof;
 FIG. 6 is a top plan view thereof; and,
 FIG. 7 is a bottom plan view thereof.
 The dashed broken lines in the drawing depict portions of the vehicle headlight that form no part of the claimed design.

1 Claim, 7 Drawing Sheets



(56)

References Cited

U.S. PATENT DOCUMENTS

D777,359	S	*	1/2017	Kozub	D26/28
D777,360	S	*	1/2017	Kozub	D26/28
D788,956	S	*	6/2017	Hong	D26/28
D791,985	S	*	7/2017	Lin	D26/28
D796,706	S	*	9/2017	Lai	D26/26
D811,630	S	*	2/2018	Lai	D26/28
D818,160	S	*	5/2018	Perkins	D26/28
D828,934	S	*	9/2018	Baaske	D26/28
D830,591	S	*	10/2018	Lai	D26/28
D838,016	S	*	1/2019	McMahan	D26/28
D843,028	S	*	3/2019	Lee	D26/28
D858,813	S	*	9/2019	Datta	D26/28
D865,245	S	*	10/2019	Kim	D26/28
D871,630	S	*	12/2019	Lai	D26/28
D883,527	S	*	5/2020	Lin	D26/28

FOREIGN PATENT DOCUMENTS

GB	6057798	*	3/2019
IN	309825	*	11/2018

* cited by examiner

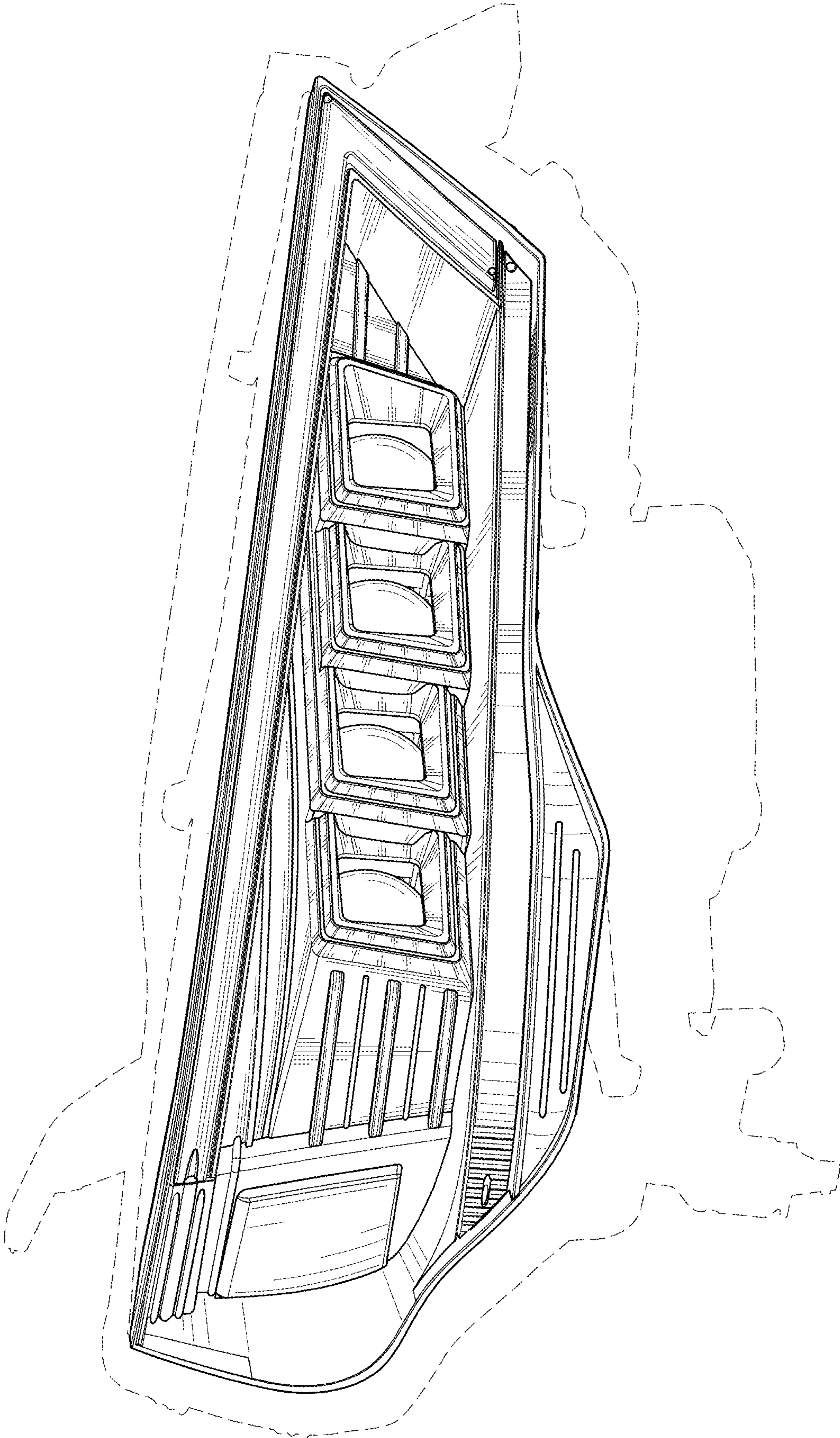


FIG. 1

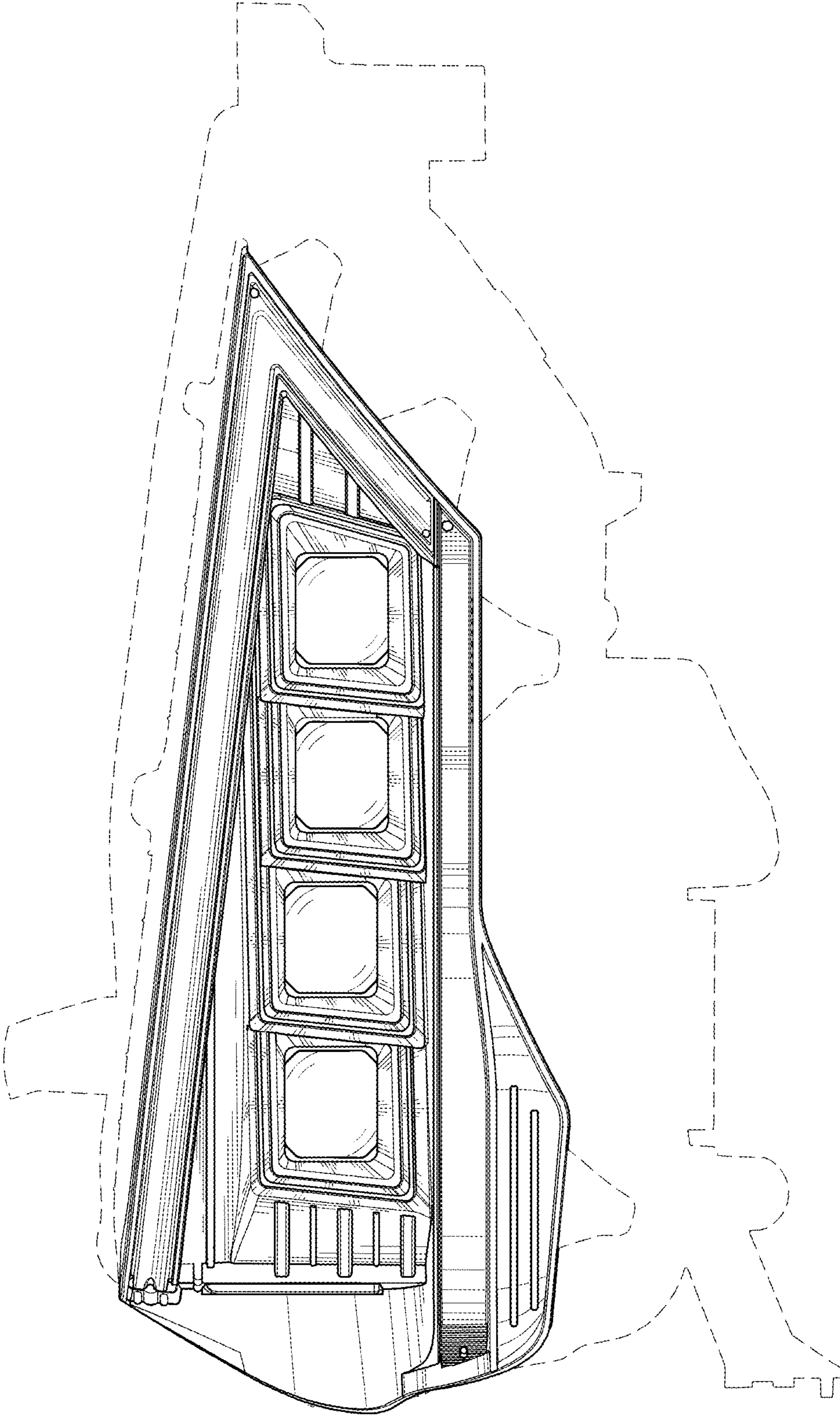


FIG. 2

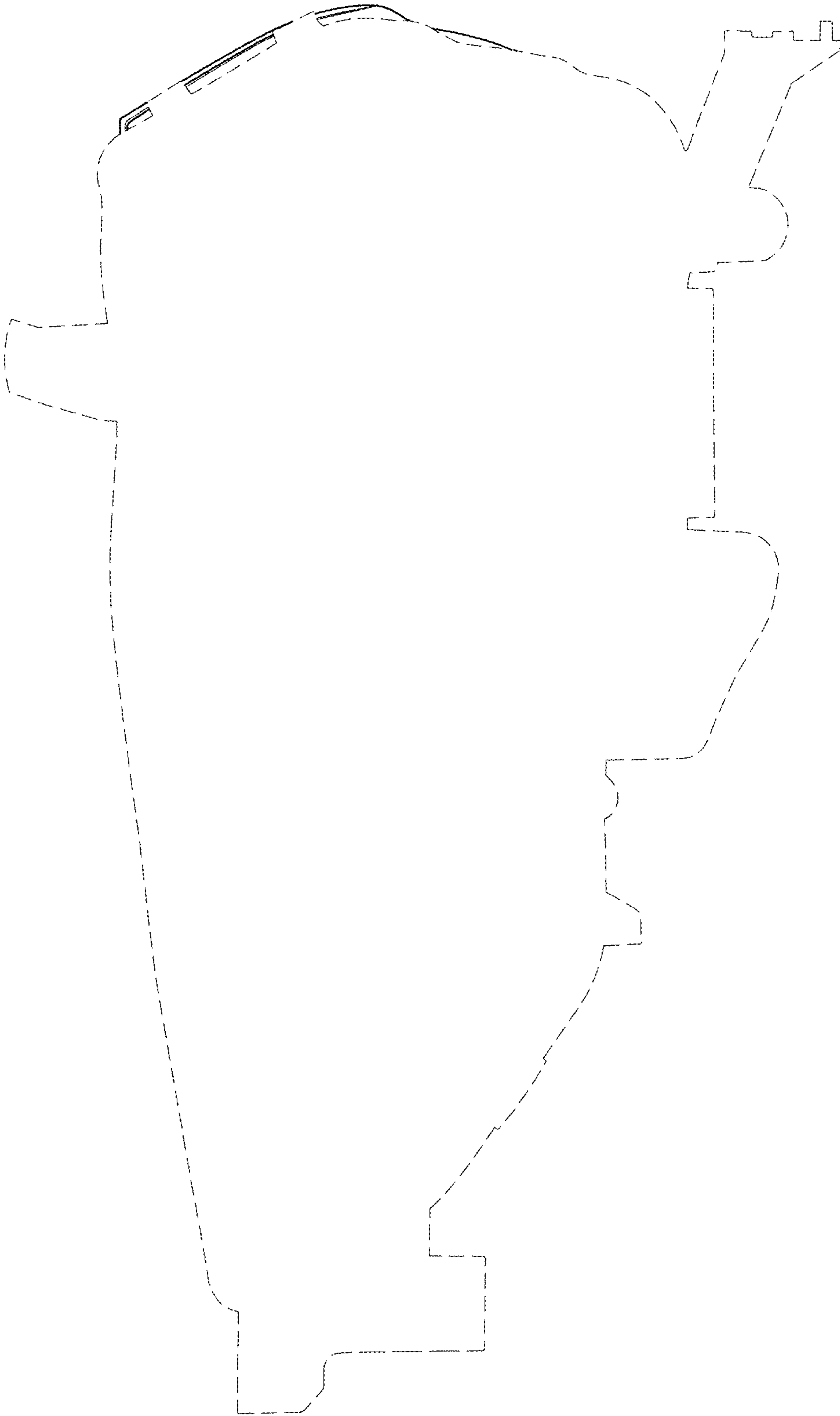


FIG. 3

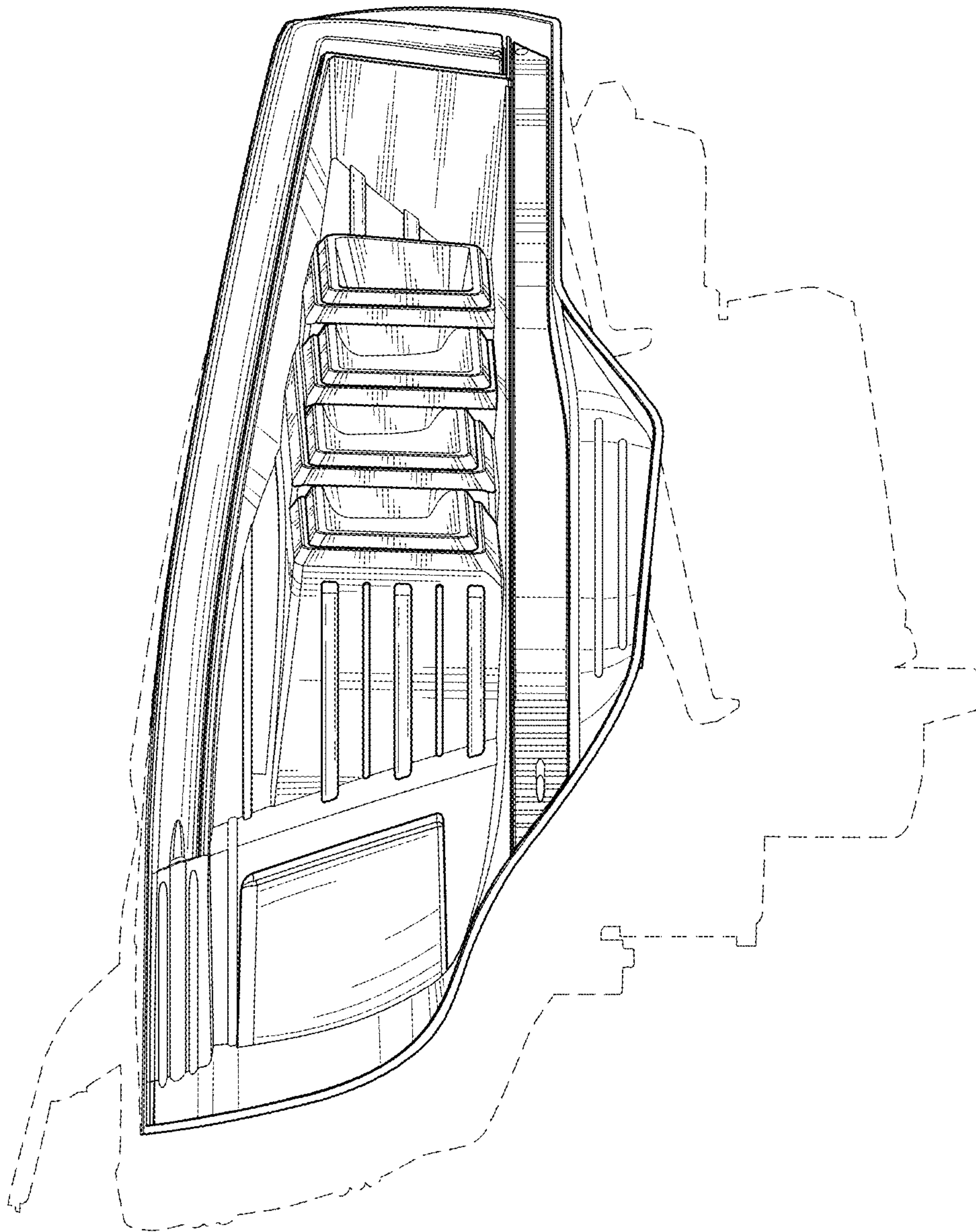


FIG. 4

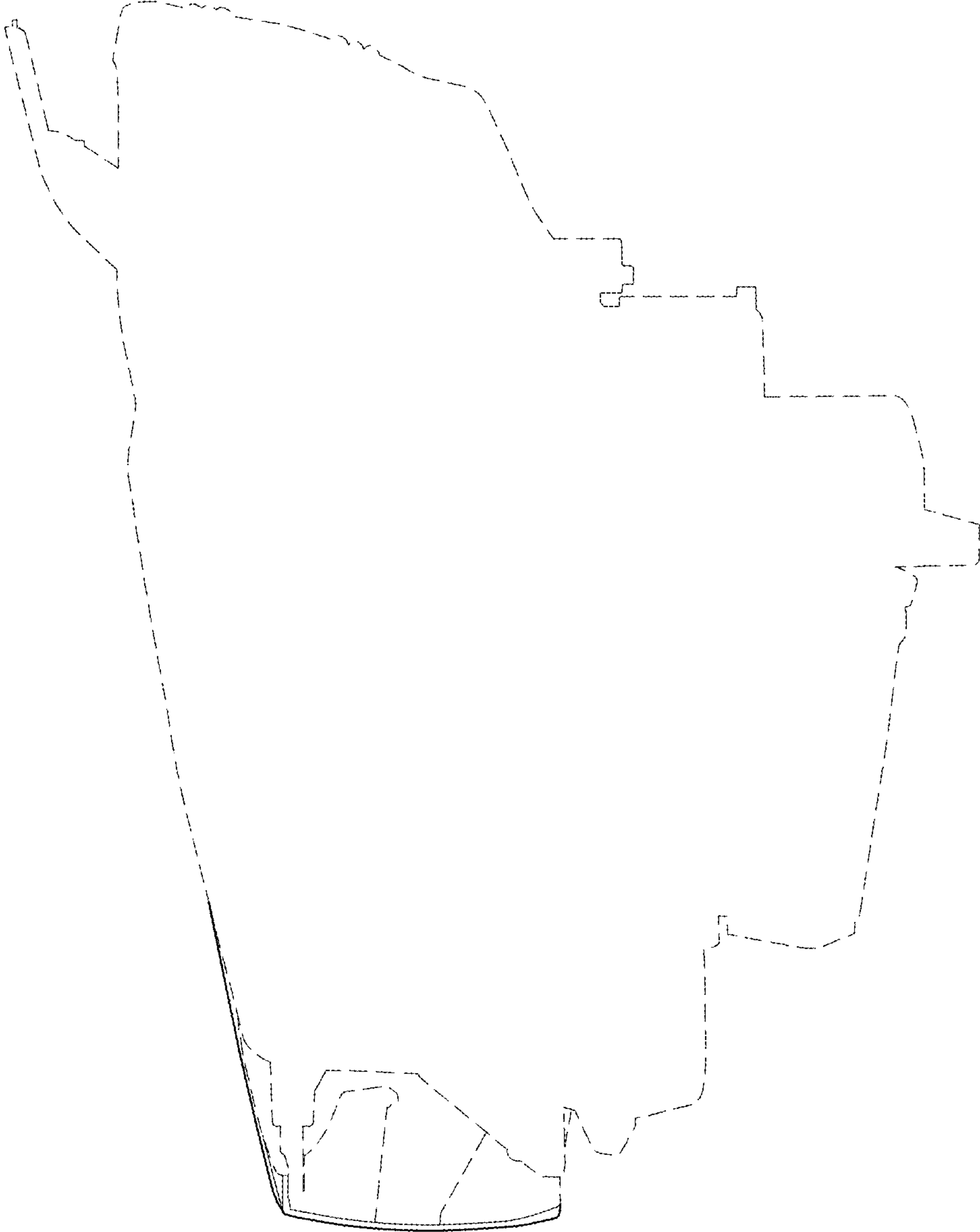


FIG. 5

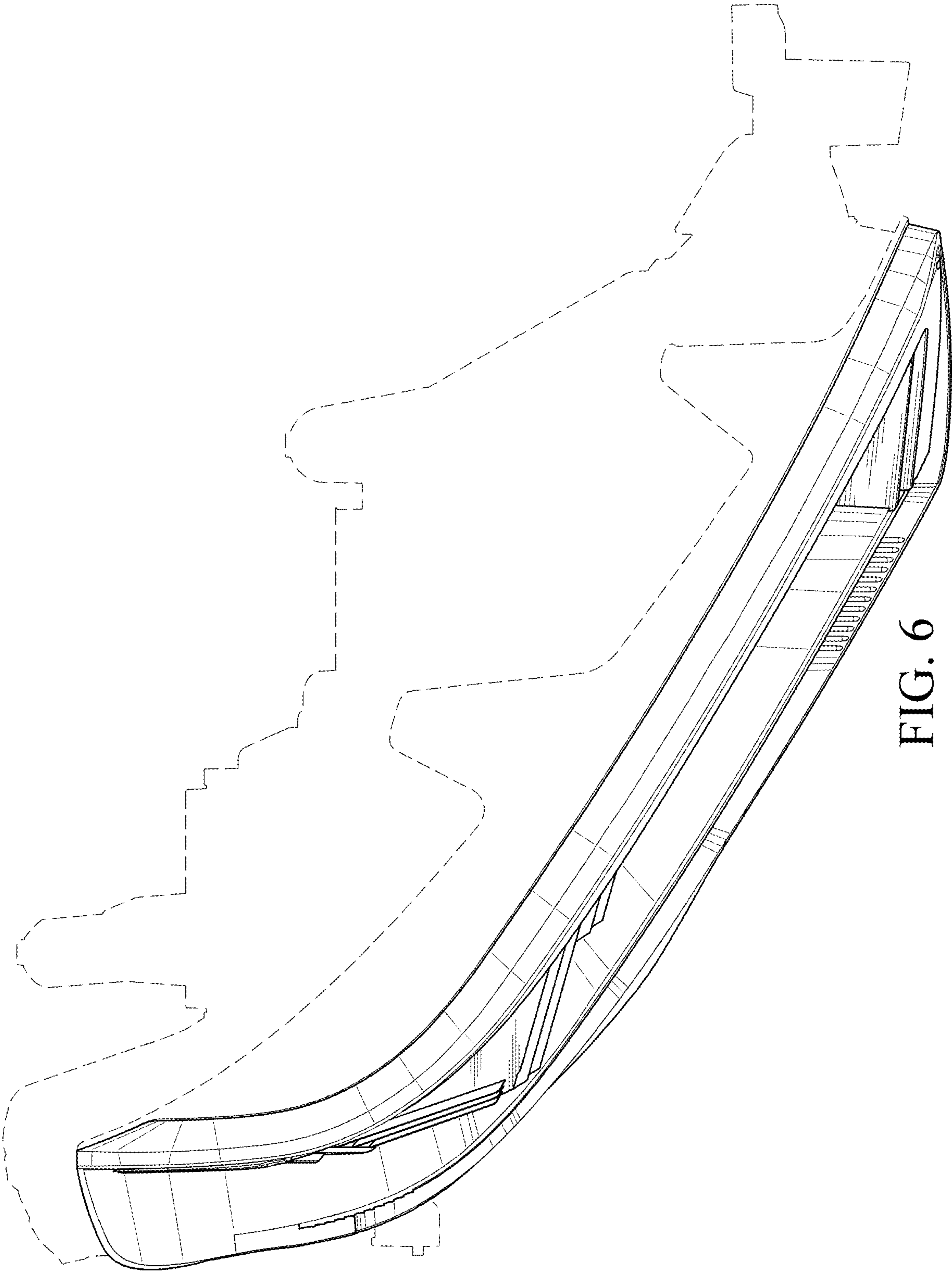


FIG. 6

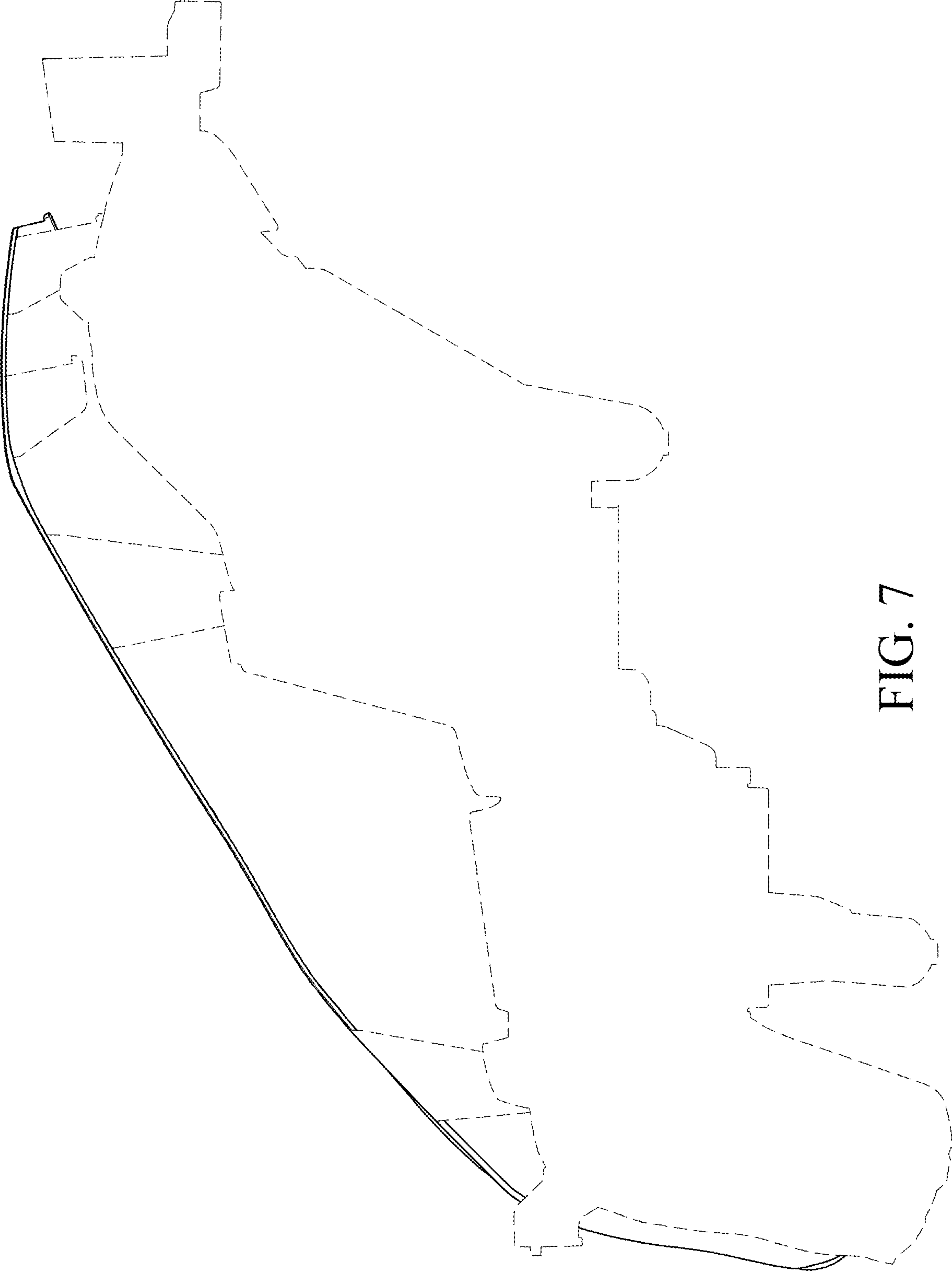


FIG. 7