



US00D958417S

(12) **United States Design Patent** (10) **Patent No.:** **US D958,417 S**
Imperial (45) **Date of Patent:** **** Jul. 19, 2022**

(54) **CANDLE HOLDER**

(71) Applicant: **Patricia W. Imperial**, Nashville, TN (US)

(72) Inventor: **Patricia W. Imperial**, Nashville, TN (US)

(**) Term: **15 Years**

(21) Appl. No.: **29/724,582**

(22) Filed: **Feb. 18, 2020**

(51) **LOC (13) Cl.** **26-01**

(52) **U.S. Cl.**
USPC **D26/20**

(58) **Field of Classification Search**
USPC D26/6, 9, 10, 12, 22, 23, 96, 106, 20
CPC F21V 35/00; F21S 6/001
See application file for complete search history.

(56) **References Cited**

U.S. PATENT DOCUMENTS

3,695,458	A	10/1972	Nagel	
4,025,012	A	5/1977	Chan et al.	
4,445,845	A *	5/1984	Serizawa F21V 35/00 248/188.7
5,014,865	A *	5/1991	Sauber A47G 19/2255 215/377
D341,674	S *	11/1993	Porter D26/106
D385,981	S	11/1997	Chang	
6,120,283	A	9/2000	Cousins	
D433,168	S	10/2000	Cousins	
6,634,513	B1	10/2003	Hardy et al.	
D625,041	S *	10/2010	Starck D26/106
D774,218	S *	12/2016	Imperial D26/9
D835,816	S *	12/2018	Odigie D26/16
2012/0205331	A1 *	8/2012	Stejskal F21V 35/00 211/60.1

OTHER PUBLICATIONS

Balastra Table Lamp with Square Base, announced 2021 [online], [site visited Sep. 7, 2021], Available from internet, URL: <https://www.kirklands.com/product/Lamps-Lighting/Lamps/Table-Lamps/Brown-Balastra-Table-Lamp-with-Square-Base/pc/2286/c/2678/sc/2309/250571.uts> (Year: 2021).*

Museum of Robots Modular Candlesticks in Polished (Set of 2). [Product Listing [online]. Walmart Inc. [retrieved on Nov. 14, 2011]. Retrieved from the Internet: <UTL: http://www.walmart.com/catalog/product.do?product_id=15551221&sourceid=150000000000003260370&ci_src=14110944&ci_sku=15551221>.

* cited by examiner

Primary Examiner — Marissa J Cash

Assistant Examiner — Nishaad Sebastian Lorengo

(74) *Attorney, Agent, or Firm* — Cramer Patent & Design, PLLC; Aaron R. Cramer

(57) **CLAIM**

The ornamental design for an candle holder, as shown and described.

DESCRIPTION

FIG. 1 is a perspective top front right view of an candle holder, showing my new design;

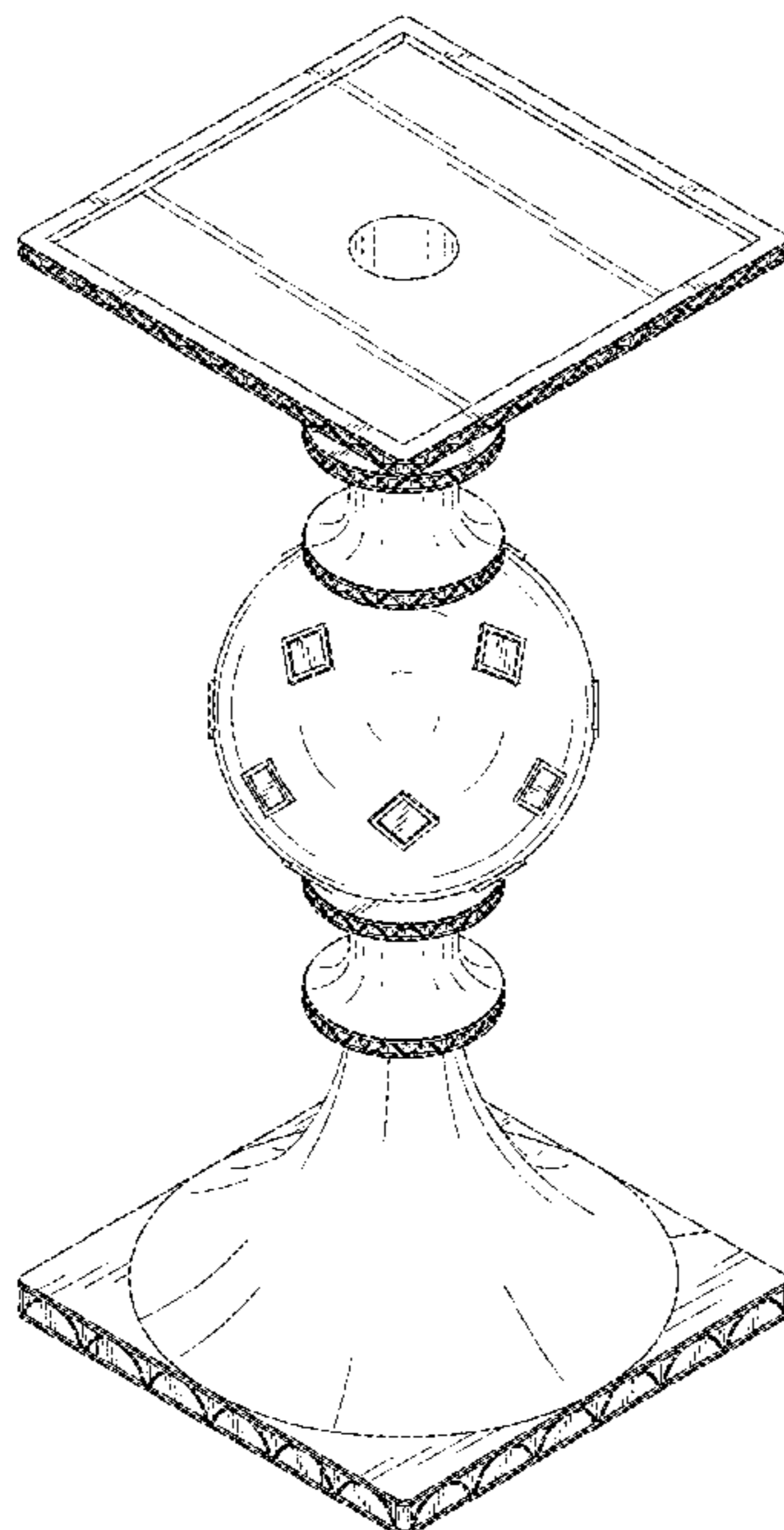
FIG. 2 is a front elevation view, wherein a rear elevation view, a right elevation view, and a left elevation view is an identical image thereof;

FIG. 3 is a top plan view thereof; and,

FIG. 4 is a bottom plan view thereof.

The broken lines in the drawings are for purposes of illustrating the portions of the candle holder that form no part of the claimed design.

1 Claim, 3 Drawing Sheets






FIG. 1




FIG. 2

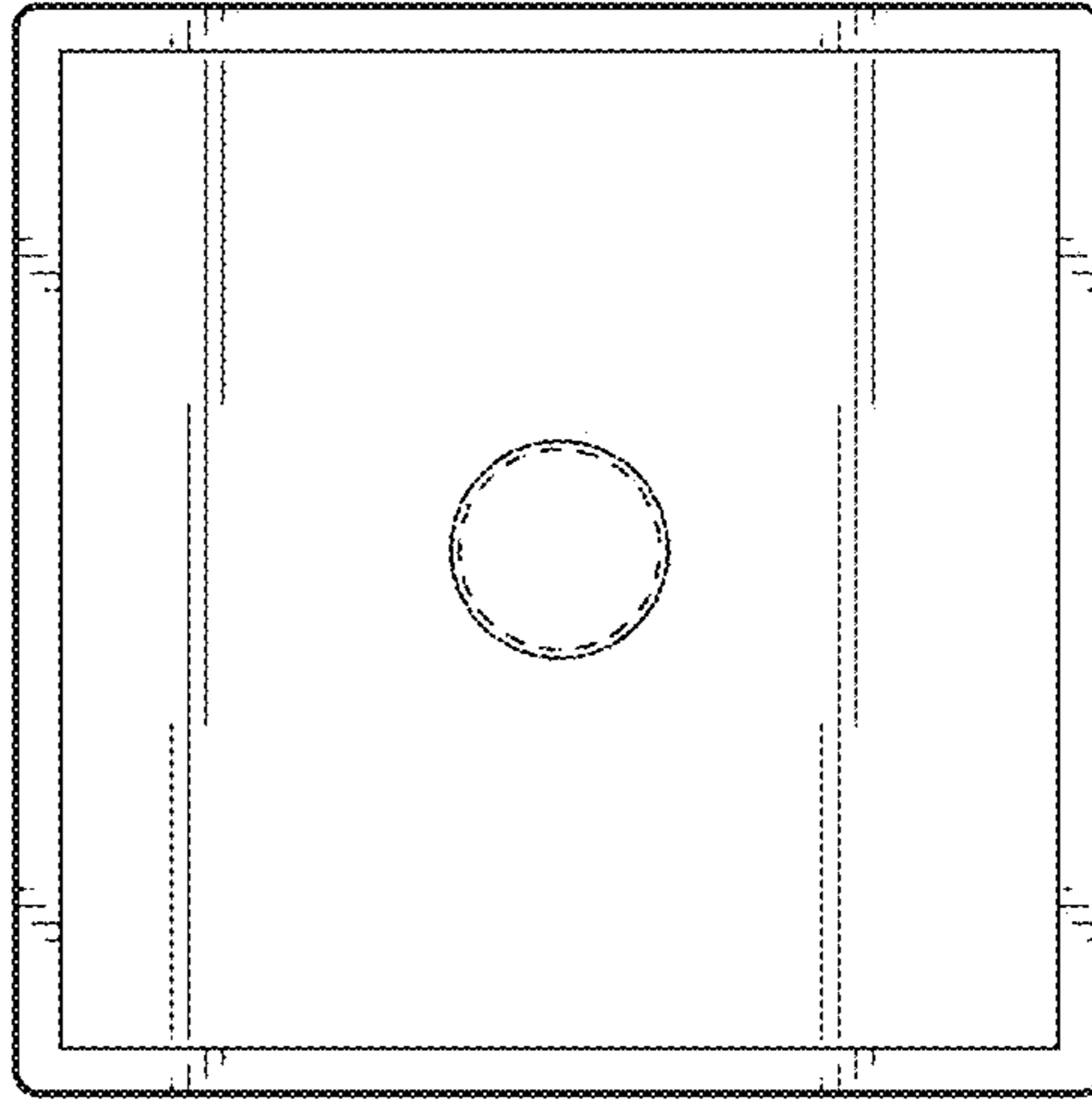


FIG. 3

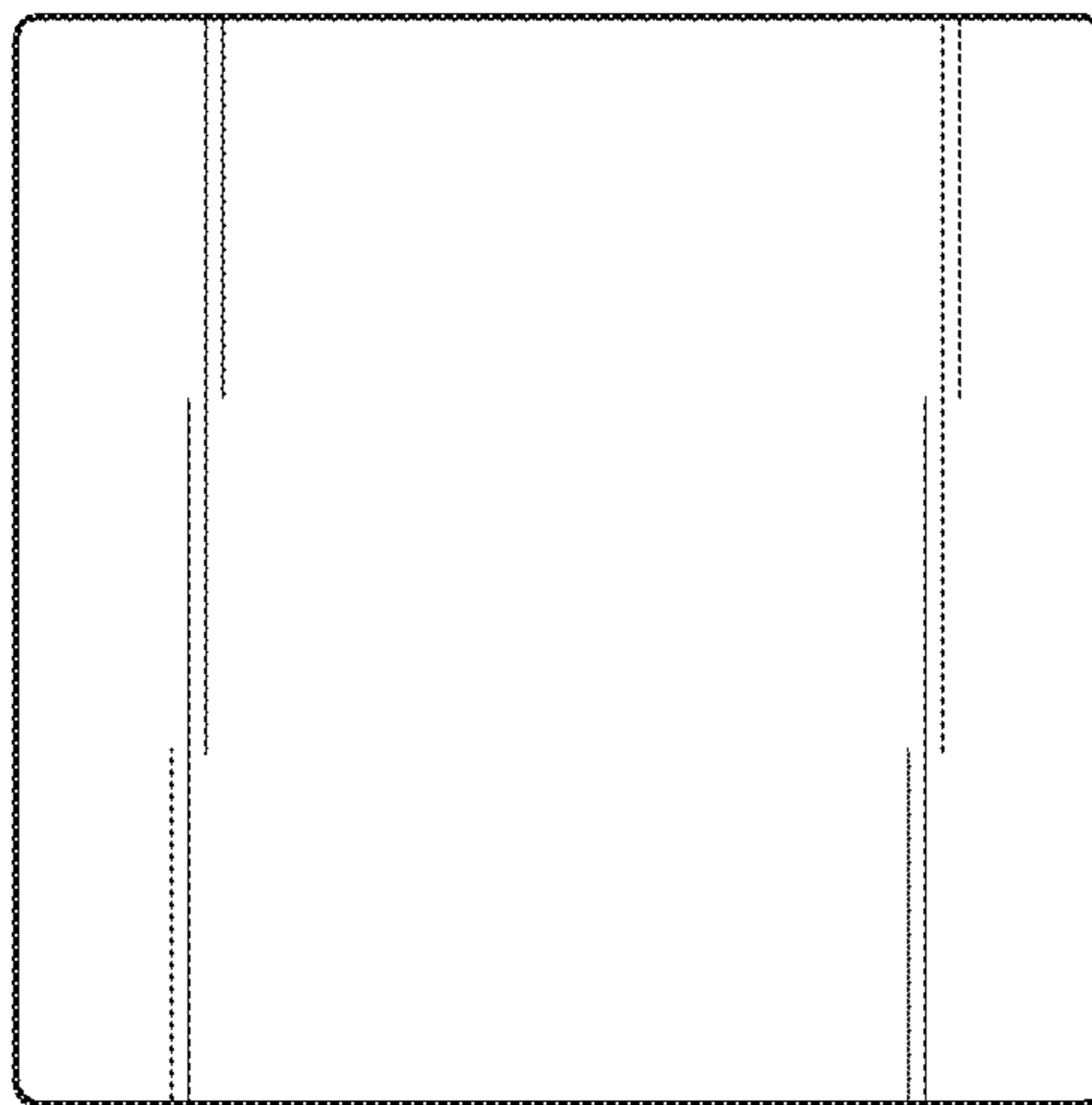


FIG. 4