



US00D958411S

(12) **United States Design Patent**
Barnard

(10) **Patent No.:** **US D958,411 S**
(45) **Date of Patent:** **** Jul. 19, 2022**

(54) **BUILDING SCAFFOLDING COLUMN ASSEMBLY**

(71) Applicant: **Urban Intelligence, Inc.**, New York, NY (US)

(72) Inventor: **Grahm Barnard**, Brooklyn, NY (US)

(73) Assignee: **Urban Intelligence, Inc.**, New York, NY (US)

(**) Term: **15 Years**

(21) Appl. No.: **29/760,290**

(22) Filed: **Nov. 30, 2020**

(51) **LOC (13) Cl.** **25-04**

(52) **U.S. Cl.**
USPC **D25/68**

(58) **Field of Classification Search**
USPC D25/62, 66, 68
CPC E04G 1/15; E04G 1/04; E04G 1/06; E04G 3/28; E04G 5/046; E04G 1/34; E04G 5/00; E04G 1/20; B63C 2005/025; B63C 5/02

See application file for complete search history.

(56) **References Cited**

U.S. PATENT DOCUMENTS

4,031,981	A *	6/1977	Spencer	E04G 1/34 182/182.4
4,911,390	A *	3/1990	Flick	A47B 3/12 182/186.3
D374,089	S *	9/1996	Meadows	D25/68
D387,180	S *	12/1997	Meadows	D25/66
6,119,810	A *	9/2000	Harder	E04G 1/34 182/152

D650,915	S *	12/2011	Gross	D25/68
D663,438	S *	7/2012	Cortes	D25/66
D786,456	S *	5/2017	Bokros	D25/68
9,869,101	B1 *	1/2018	Kitching	E04G 3/20
11,255,095	B2 *	2/2022	Rogers	E04G 7/307
2019/0390470	A1 *	12/2019	Rogers	E04G 5/08

* cited by examiner

Primary Examiner — Gino Colan

(74) *Attorney, Agent, or Firm* — Dority & Manning, P.A.

(57) **CLAIM**

The ornamental design for a building scaffolding column assembly, as shown and described.

DESCRIPTION

FIG. 1 is a front view of the building scaffolding column assembly, particularly illustrating the building scaffolding column assembly installed in a building scaffolding construction;

FIG. 2 is a perspective view of the building scaffolding column assembly of FIG. 1;

FIG. 3 is a front view of the building scaffolding column assembly of FIG. 1;

FIG. 4 is a rear view of the building scaffolding column assembly of FIG. 1;

FIG. 5 is a right side view of the building scaffolding column assembly of FIG. 1;

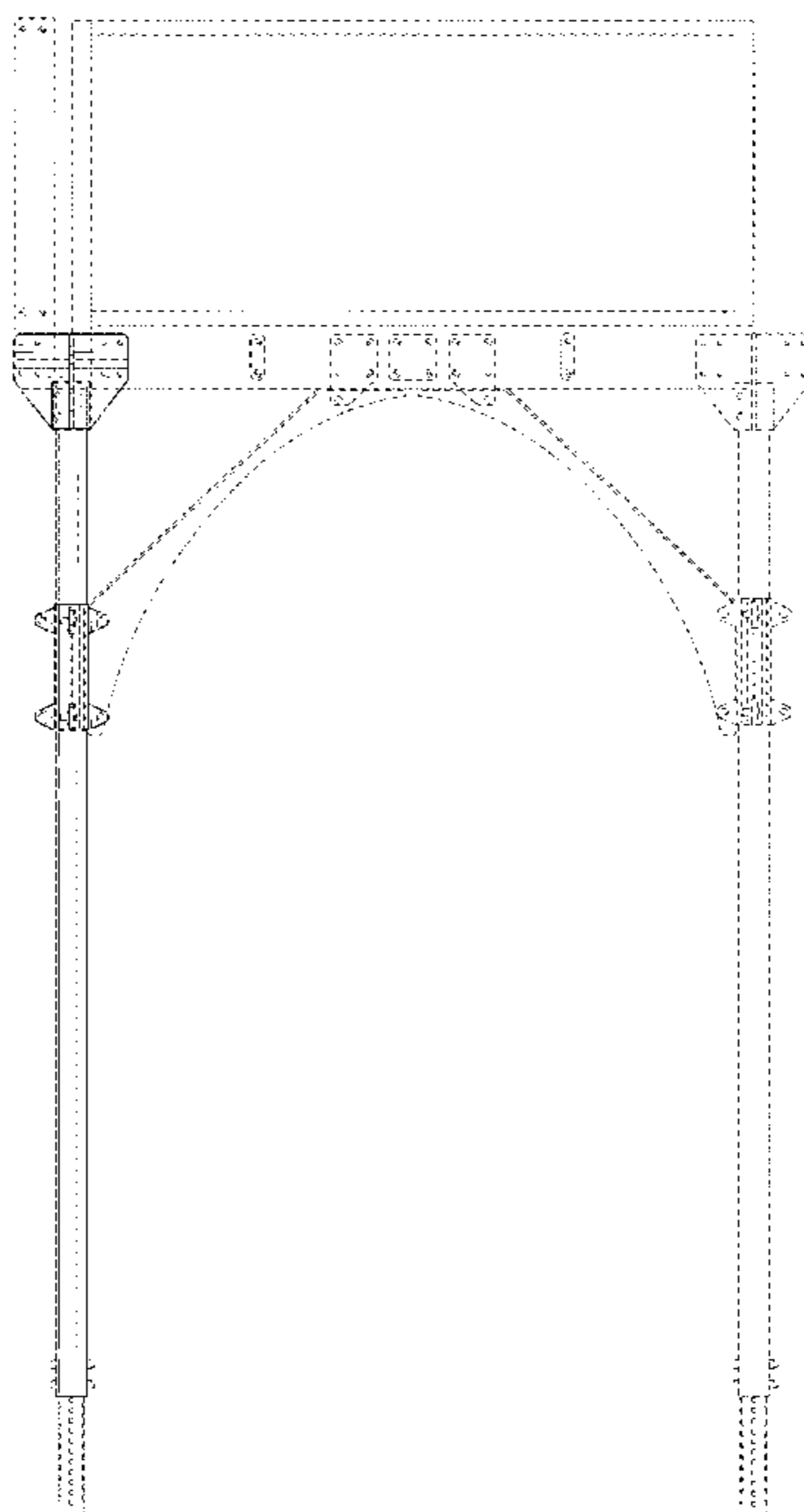
FIG. 6 is a left side view of the building scaffolding column assembly of FIG. 1;

FIG. 7 is a top view of the building scaffolding column assembly of FIG. 1; and,

FIG. 8 is a bottom view of the building scaffolding column assembly of FIG. 1.

The broken lines illustrate portions of the design that form no part of the claim.

1 Claim, 5 Drawing Sheets



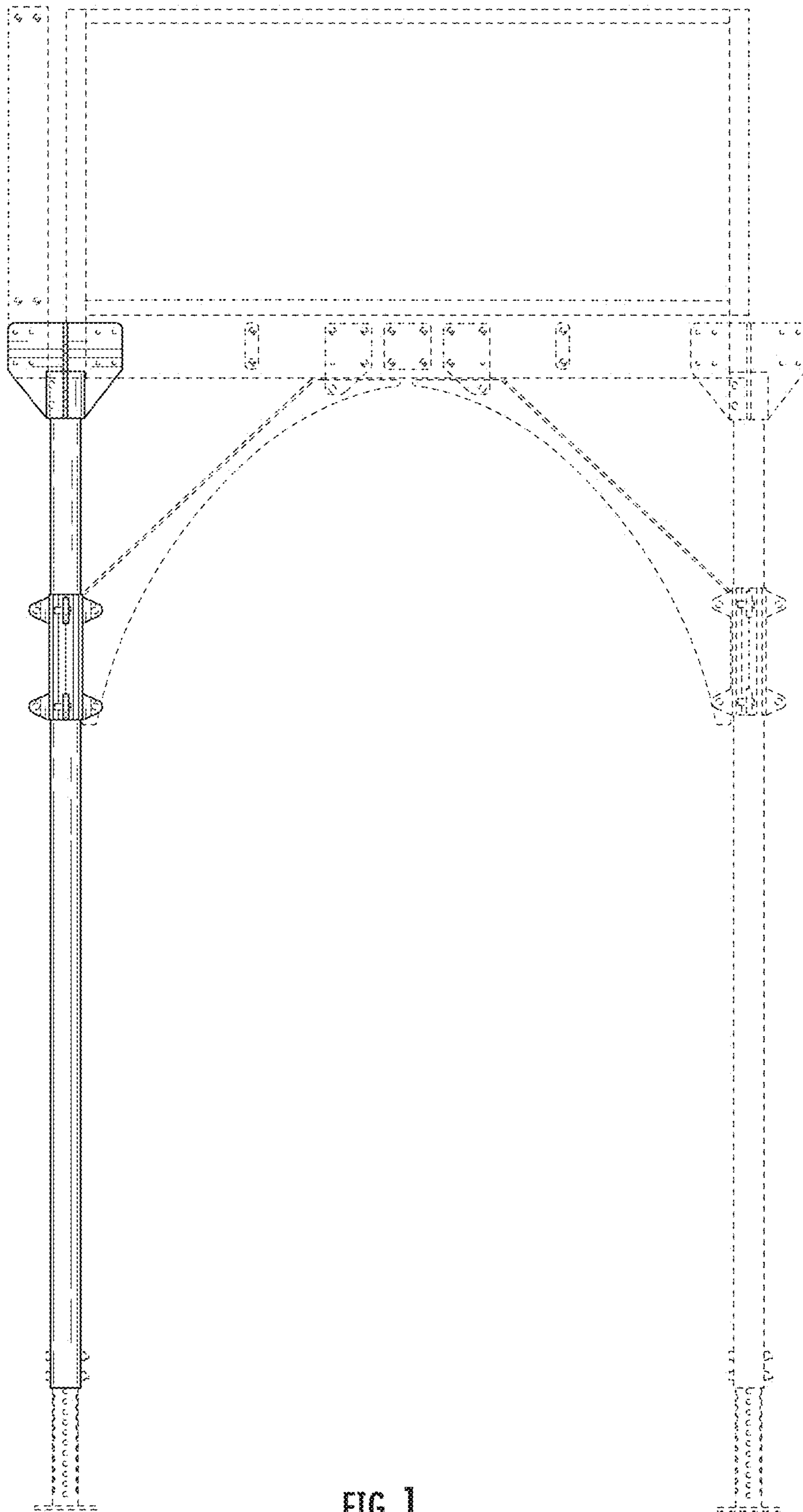


FIG. 1

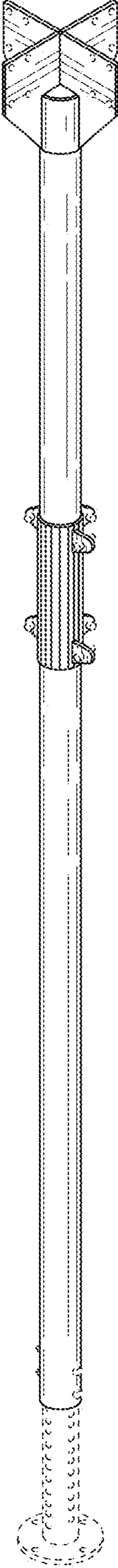


FIG. 2

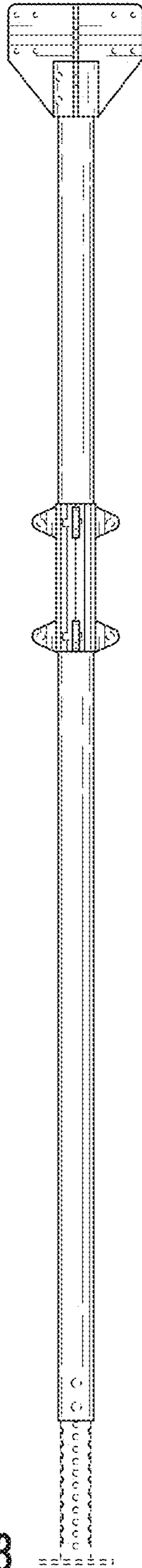


FIG. 3

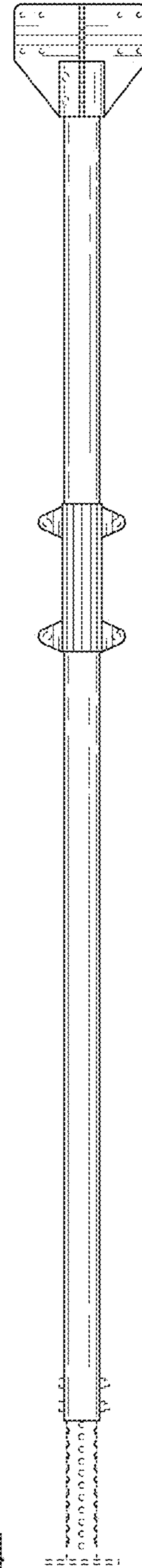


FIG. 4

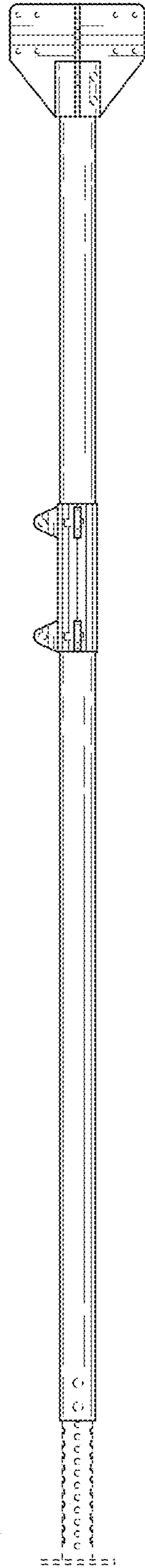


FIG. 5

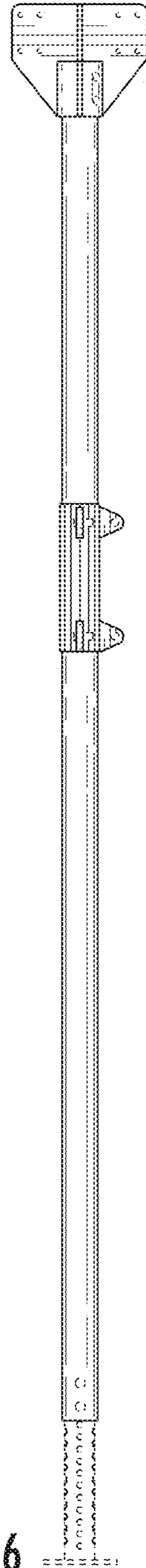


FIG. 6

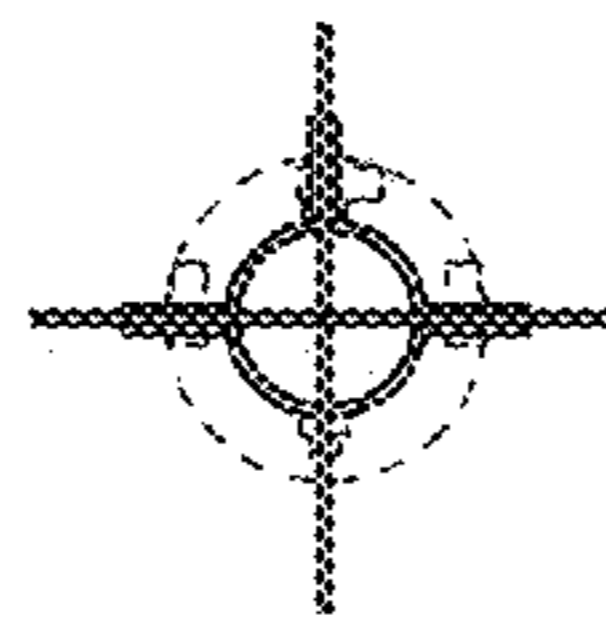


FIG. 7

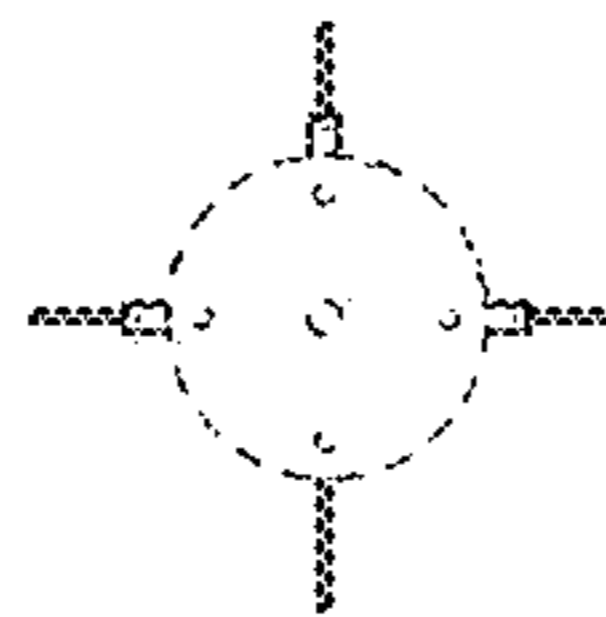


FIG. 8