



US00D958384S

(12) **United States Design Patent**
Lin

(10) **Patent No.:** **US D958,384 S**

(45) **Date of Patent:** **** Jul. 19, 2022**

(54) **MASSAGER**

(71) Applicant: **Chunhua Lin**, Wenzhou (CN)

(72) Inventor: **Chunhua Lin**, Wenzhou (CN)

(**) Term: **15 Years**

(21) Appl. No.: **29/721,572**

(22) Filed: **Jan. 22, 2020**

(30) **Foreign Application Priority Data**

Jan. 9, 2020 (EM) 007492202

(51) **LOC (13) Cl.** **28-03**

(52) **U.S. Cl.**
USPC **D24/214**

(58) **Field of Classification Search**
USPC D24/215, 200, 211, 212, 213, 214, 133,
D24/188, 107, 231, 209
CPC A61H 19/00; A61H 19/30; A61H 19/34;
A61H 19/44; A61H 23/00; A61H
2023/002; A61H 23/008; A61H
2023/0209; A61H 9/00; A61H 9/0007;
A61H 9/0057; A61H 7/00; A61H 7/001;
A61H 7/003; A61H 7/004; A61H 7/005;
A61H 7/007; A61H 1/00; A61H
2205/087; A61H 2205/022; A61H
2201/0153; A61H 2201/1253

See application file for complete search history.

(56) **References Cited**

U.S. PATENT DOCUMENTS

D696,778 S * 12/2013 Liao D24/133
D747,477 S * 1/2016 Freigang D24/133
D791,960 S * 7/2017 Guanying D24/209
D870,305 S * 12/2019 Yamazaki D24/214

D874,671 S * 2/2020 Segev D24/214
D874,672 S * 2/2020 Segev D24/214
D880,710 S * 4/2020 Amoyal D24/209
D884,203 S * 5/2020 Segev D24/209
D899,619 S * 10/2020 Meissner D24/215
2016/0183743 A1* 6/2016 Sueyoshi A47K 5/16
15/21.1
2018/0353747 A1* 12/2018 Planard-Luong A45D 34/041

OTHER PUBLICATIONS

Anti aging facial toning device. Date: Nov. 5, 2018. [online]. [Site visited May 20, 2021], Available from Internet URL: <https://www.amazon.com/dp/B07G7K1RKY/?th=1> (Year: 2018).*
Massagers. (Design—© Questel) orbit.com. [Online PDF compilation of references] 32 pgs. Print Dates Range Nov. 27, 2017-May 26, 2020 [Retrieved May 20, 2021] <https://www.orbit.com/export/UCZAH96B/pdf4/bab05bd6-c642-4065-8e4c-78906f17e814-221558.pdf> (Year: 2021).*

* cited by examiner

Primary Examiner — Susan Bennett Hattan
Assistant Examiner — Landon Thomas Cassell
(74) *Attorney, Agent, or Firm* — Bay State IP, LLC

(57) **CLAIM**

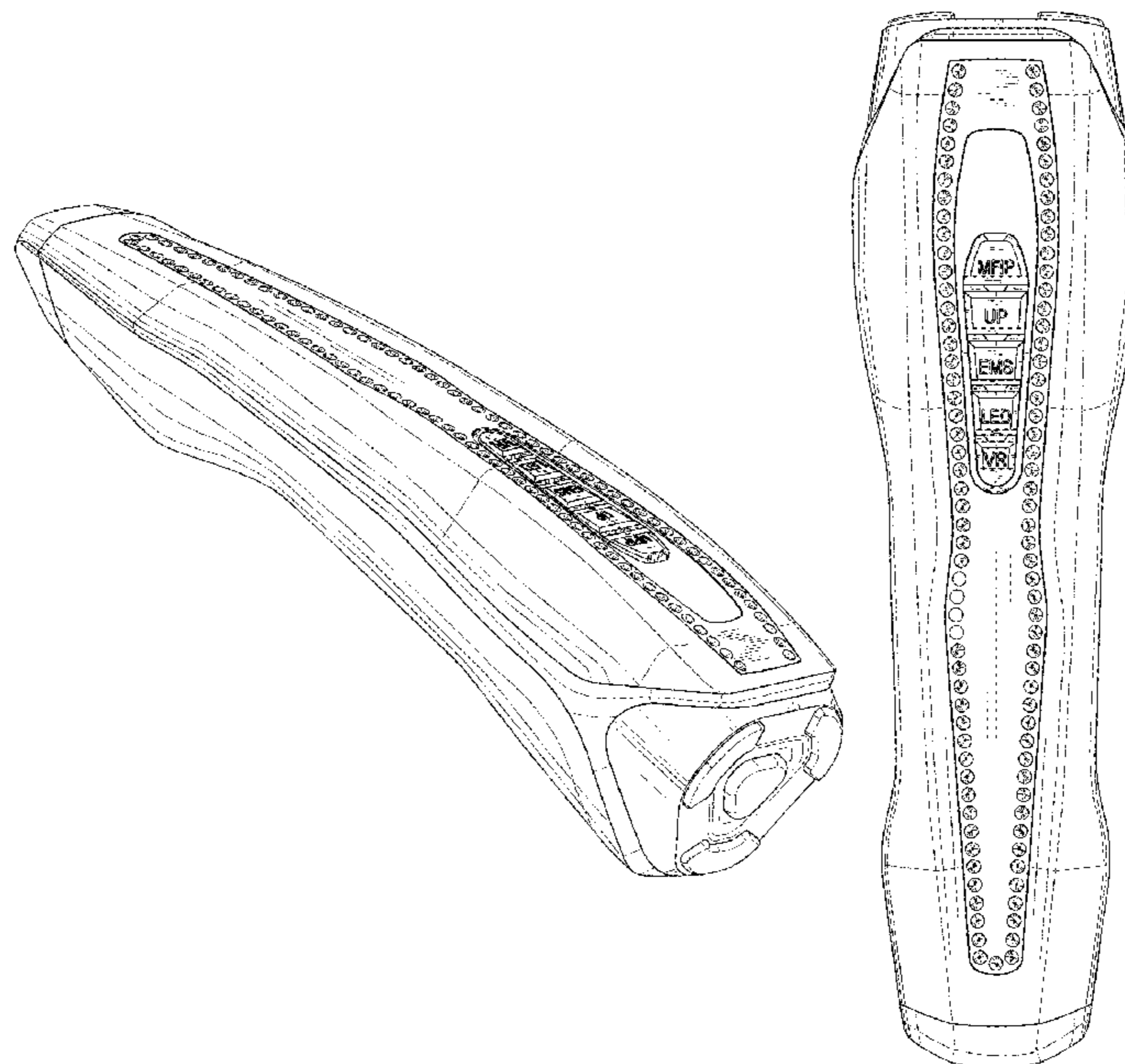
The ornamental design for a massager, as shown and described.

DESCRIPTION

FIG. 1 is a perspective view showing my new design;
FIG. 2 is a front view thereof;
FIG. 3 is a back view thereof;
FIG. 4 is a right side view thereof;
FIG. 5 is a left side view thereof;
FIG. 6 is a top view thereof; and,
FIG. 7 is a bottom view thereof.

The broken lines depict portions of the massager that form no part of the claimed design.

1 Claim, 7 Drawing Sheets



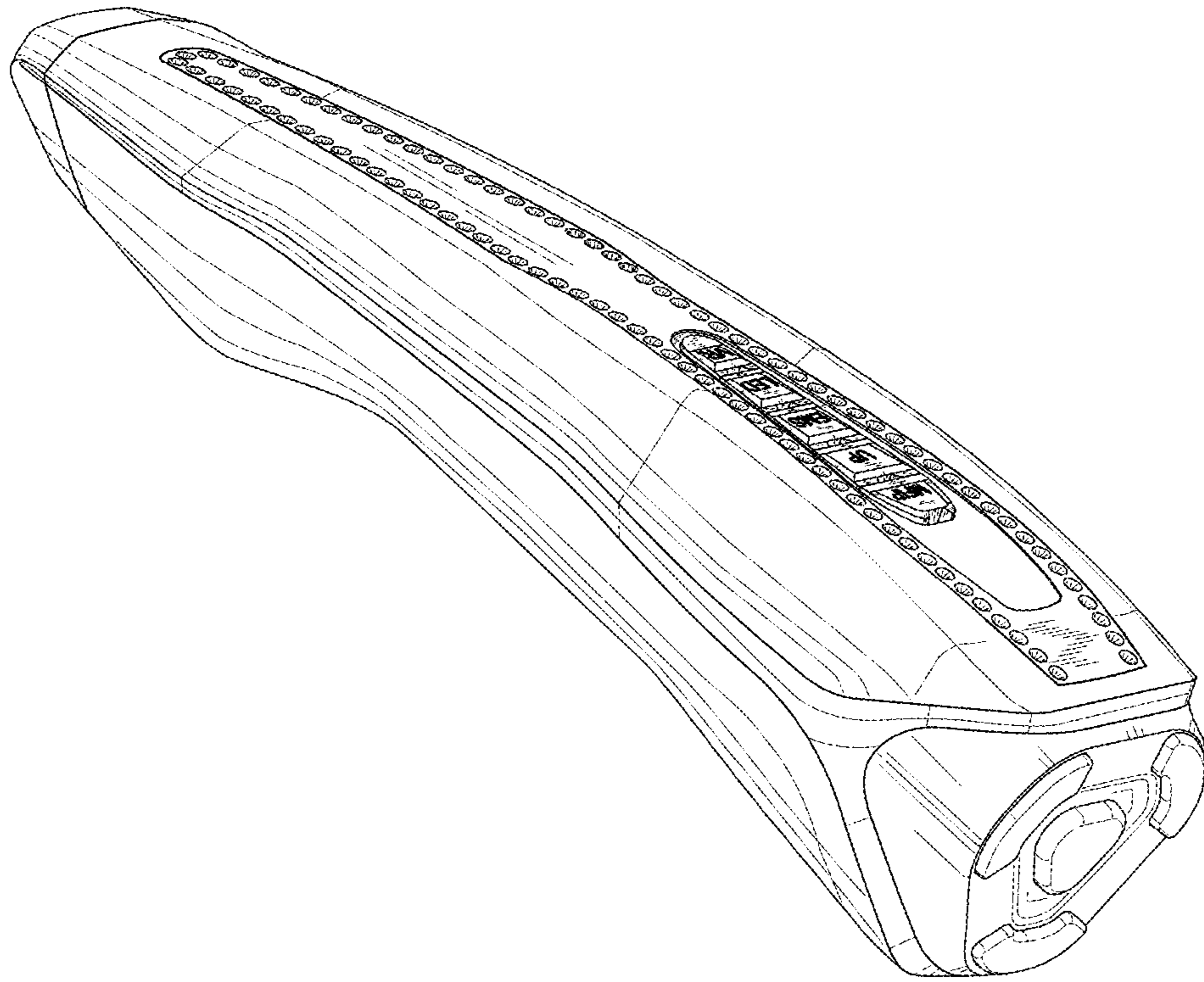


FIG. 1

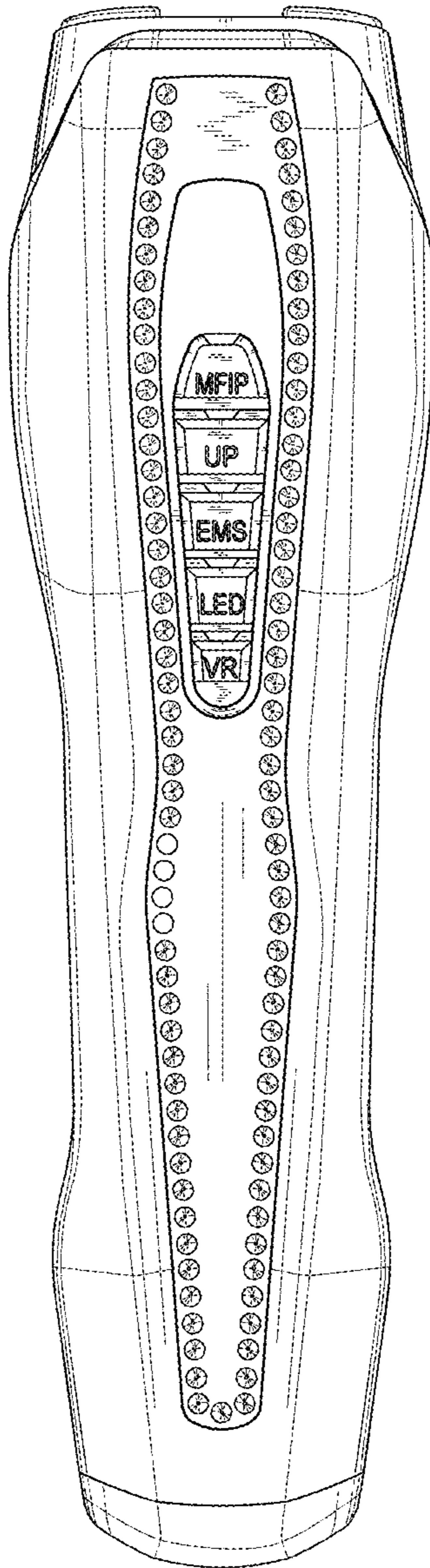


FIG.2

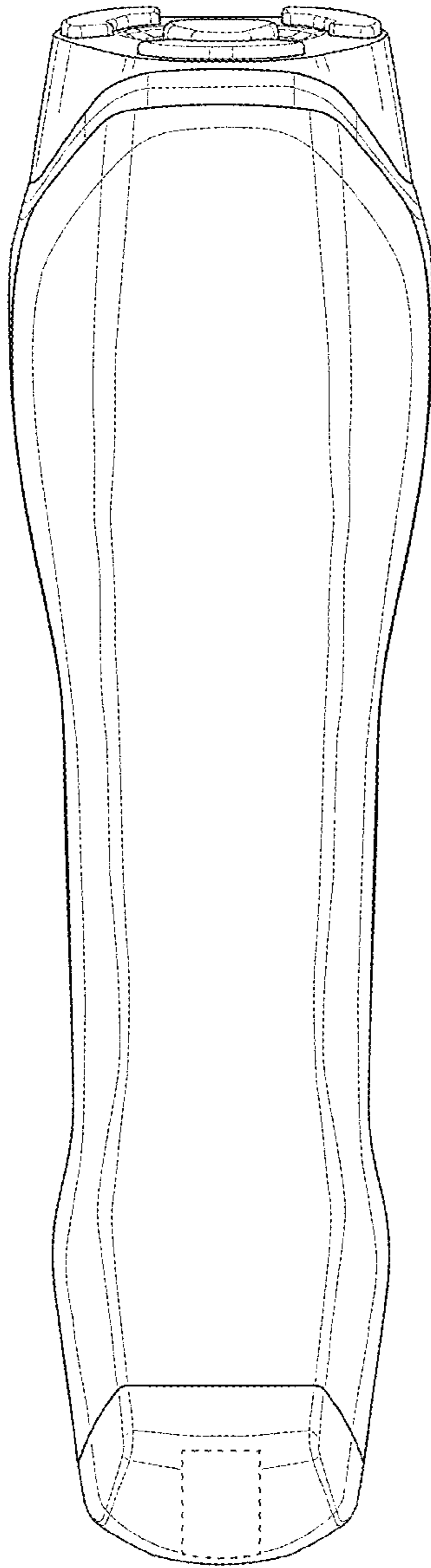


FIG.3

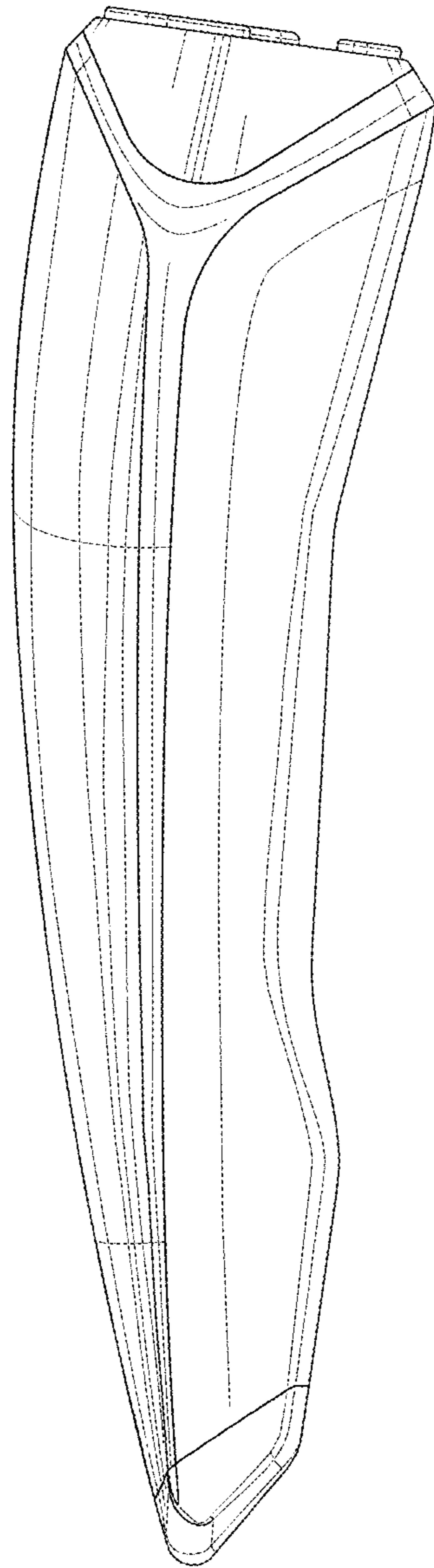


FIG.4

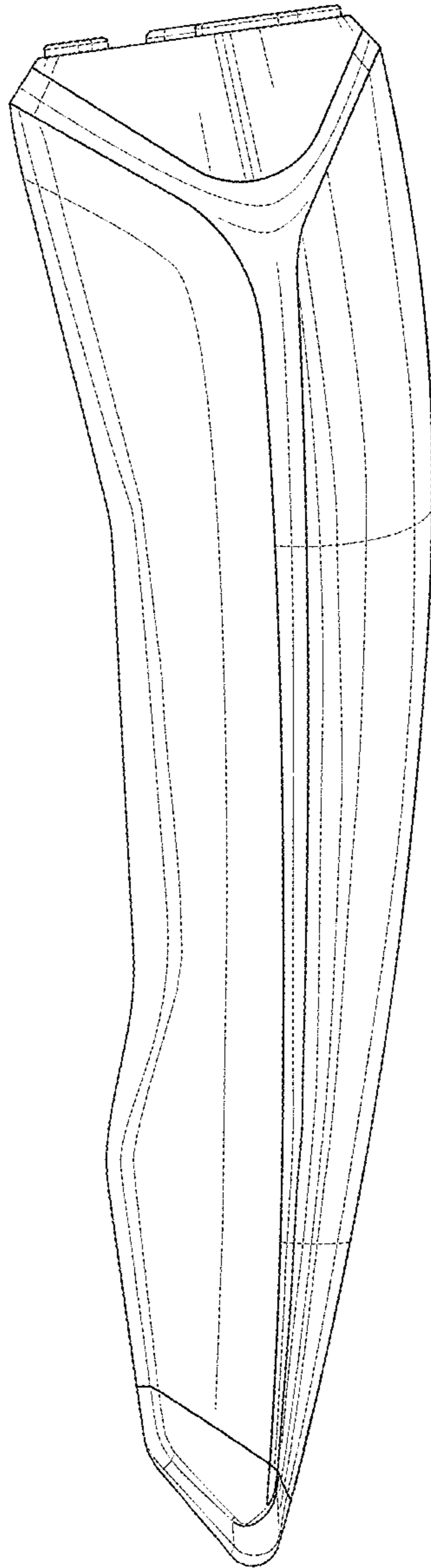


FIG.5

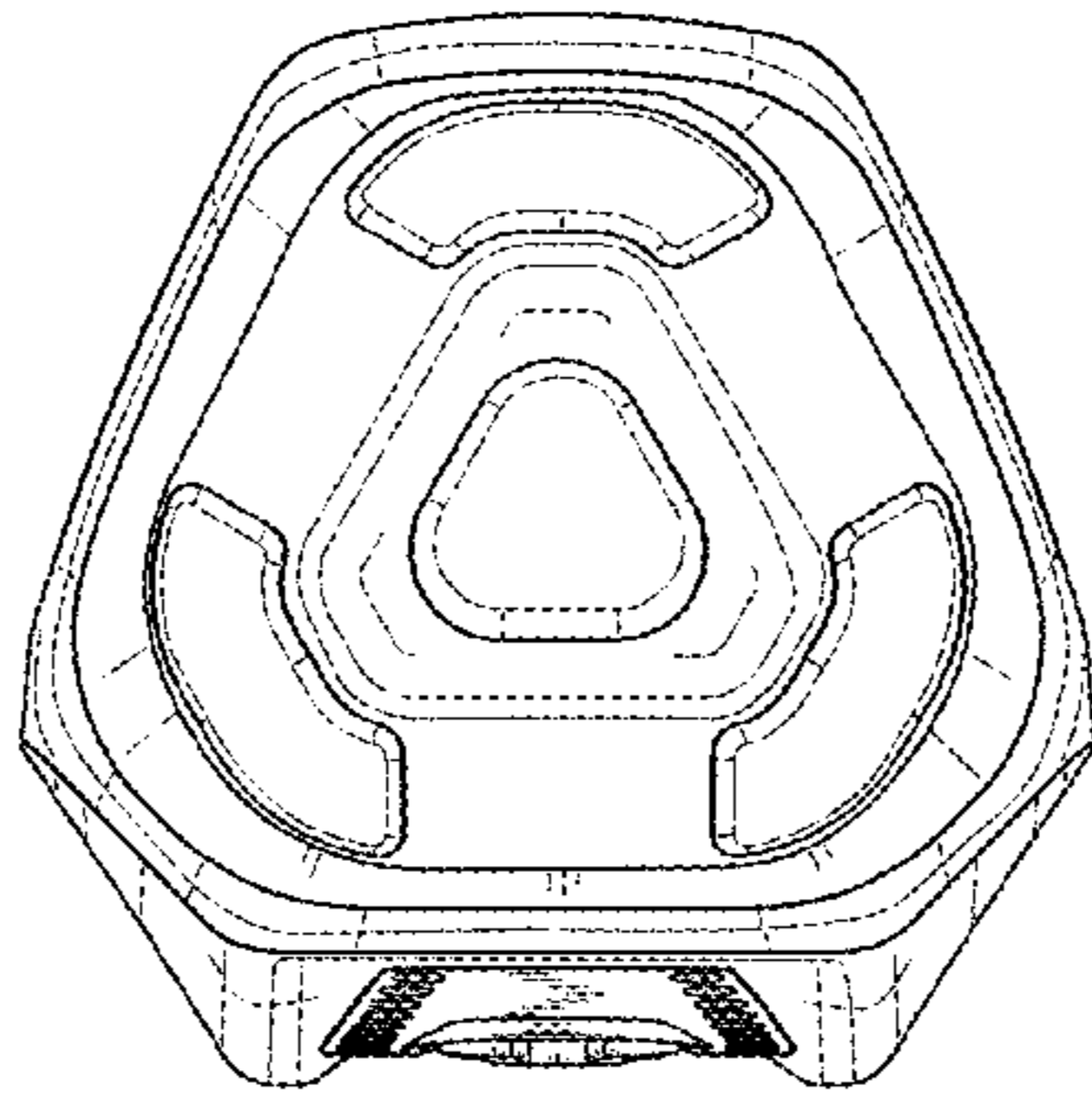


FIG.6

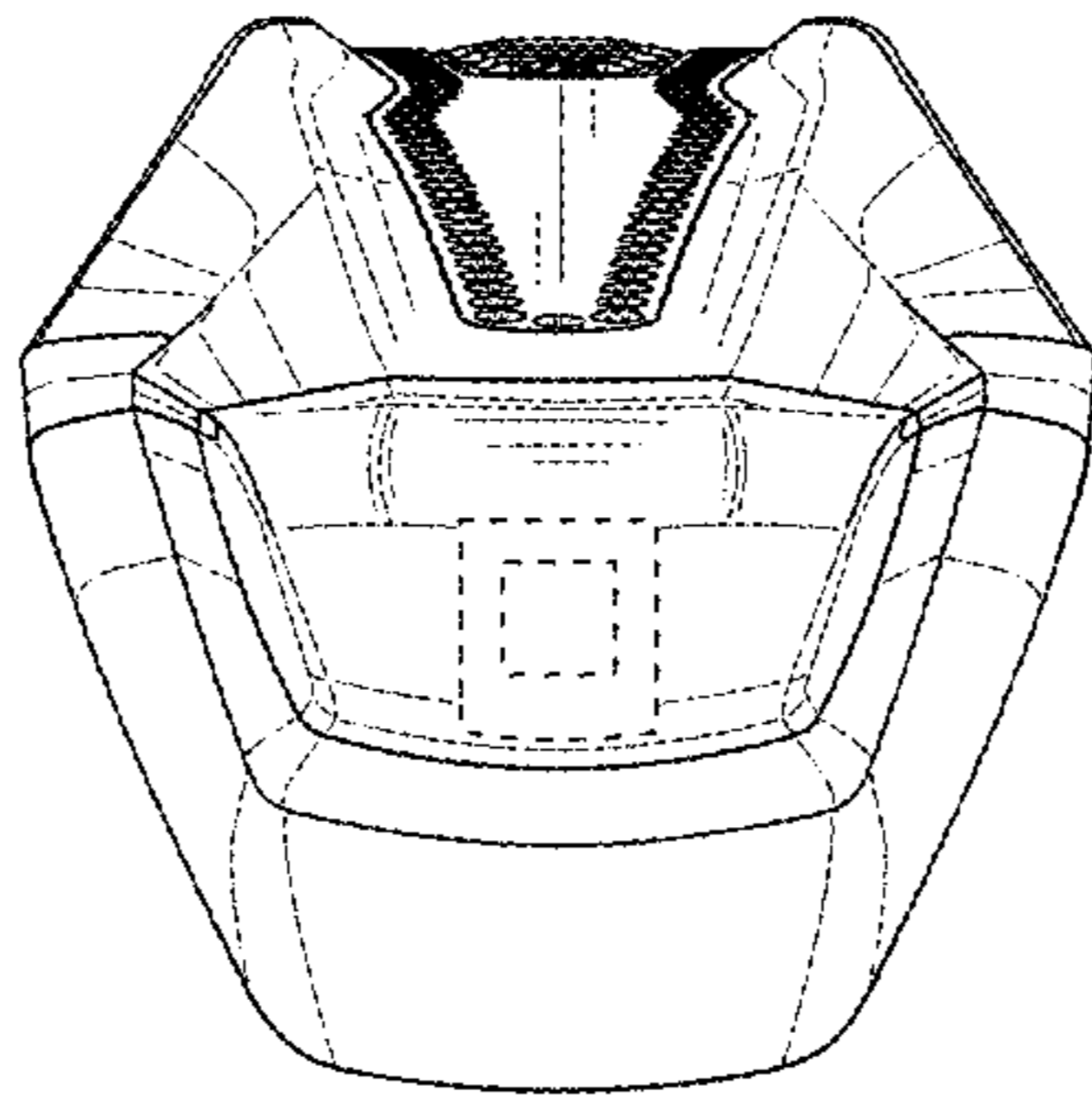


FIG.7