



US00D958382S

(12) **United States Design Patent**  
**Clemons**

(10) **Patent No.:** **US D958,382 S**

(45) **Date of Patent:** **\*\* Jul. 19, 2022**

(54) **GROIN AREA WARMING DEVICE**

(71) Applicant: **Douglas Clemons**, Vernon, AZ (US)

(72) Inventor: **Douglas Clemons**, Vernon, AZ (US)

(\*\*) Term: **15 Years**

(21) Appl. No.: **29/750,491**

(22) Filed: **Sep. 14, 2020**

(51) **LOC (13) Cl.** ..... **24-04**

(52) **U.S. Cl.**

USPC ..... **D24/206**

(58) **Field of Classification Search**

USPC ..... D24/206–207, 189–190; D29/101.5

CPC .... A61F 7/00; A61F 7/007; A61F 7/02; A61F 7/08; A61F 2007/0001; A61F 2007/0048; A61F 2007/0236

See application file for complete search history.

(56) **References Cited**

**U.S. PATENT DOCUMENTS**

3,980,070	A *	9/1976	Krupa	.....	F24V 30/00
					D24/207
D359,806	S *	6/1995	Mikler	.....	D24/189
D559,393	S *	1/2008	Schirmacher	.....	D24/206
D790,722	S *	6/2017	Tyler	.....	D24/207
D917,055	S *	4/2021	Landry	.....	D24/206

2013/0073018 A1\* 3/2013 Harwood ..... A61F 7/02

607/114

2021/0330489 A1\* 10/2021 Clemons ..... A61F 7/02

\* cited by examiner

*Primary Examiner* — Wan Laymon

(74) *Attorney, Agent, or Firm* — Morgan Law Offices, PLC

(57) **CLAIM**

The ornamental design for the groin area warming device, as shown and described.

**DESCRIPTION**

FIG. 1 is a perspective view of a groin area warming device showing my new design;

FIG. 2 is a top plan view thereof;

FIG. 3 is a bottom plan view thereof;

FIG. 4 is a left end elevational view thereof;

FIG. 5 is a right end elevational view thereof;

FIG. 6 is a front elevational view thereof;

FIG. 7 is a rear elevational view thereof;

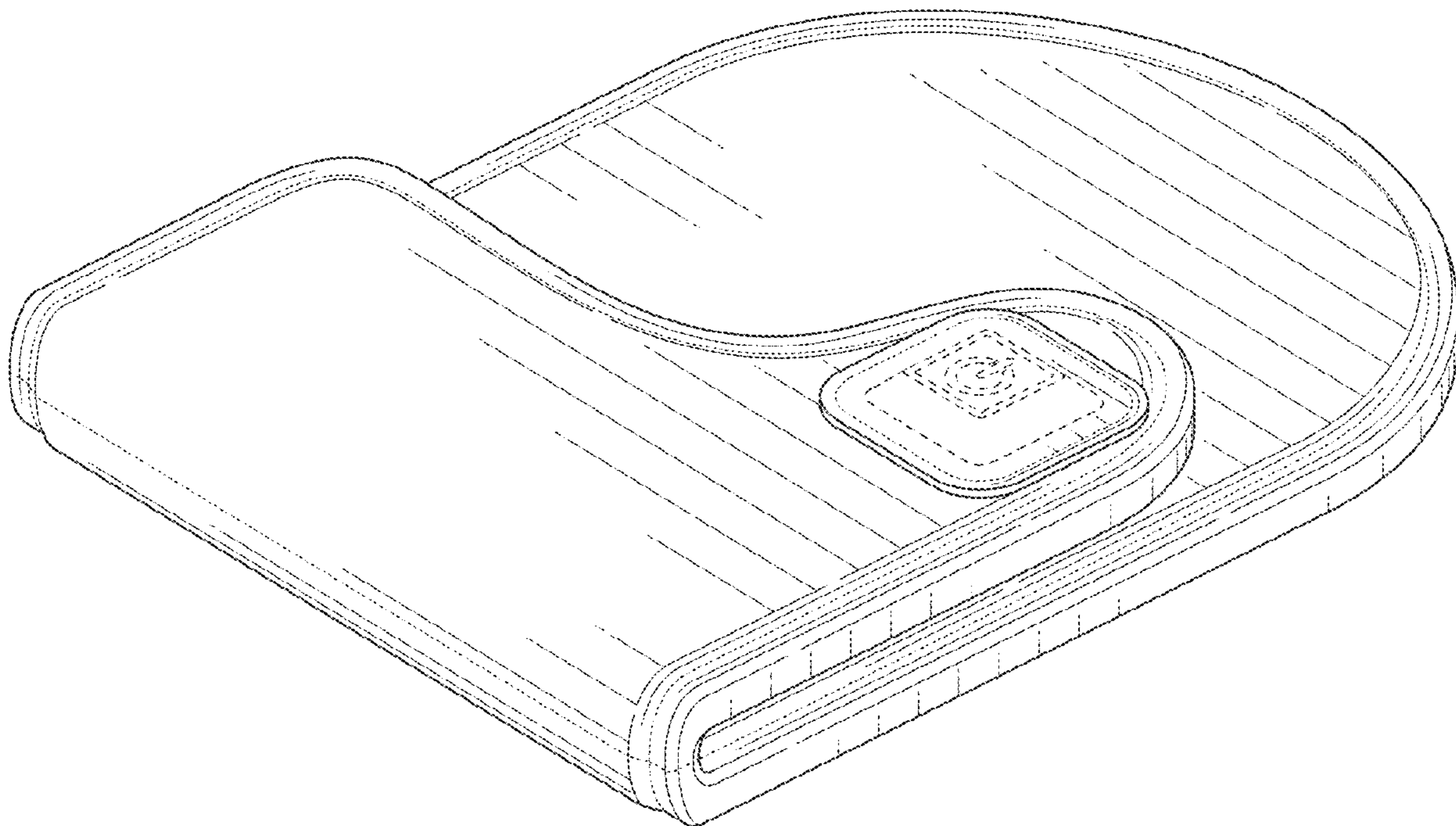
FIG. 8 is a perspective view of the groin area warming device being worn;

FIG. 9 is a front elevational view of the groin area warming device in an unfolded state; and,

FIG. 10 is a top plan view of the groin area warming device in an unfolded state.

The broken line in the drawings is included for the purpose of illustrating portions and environmental elements of the groin area warming device and forms no part of the claimed design.

**1 Claim, 6 Drawing Sheets**



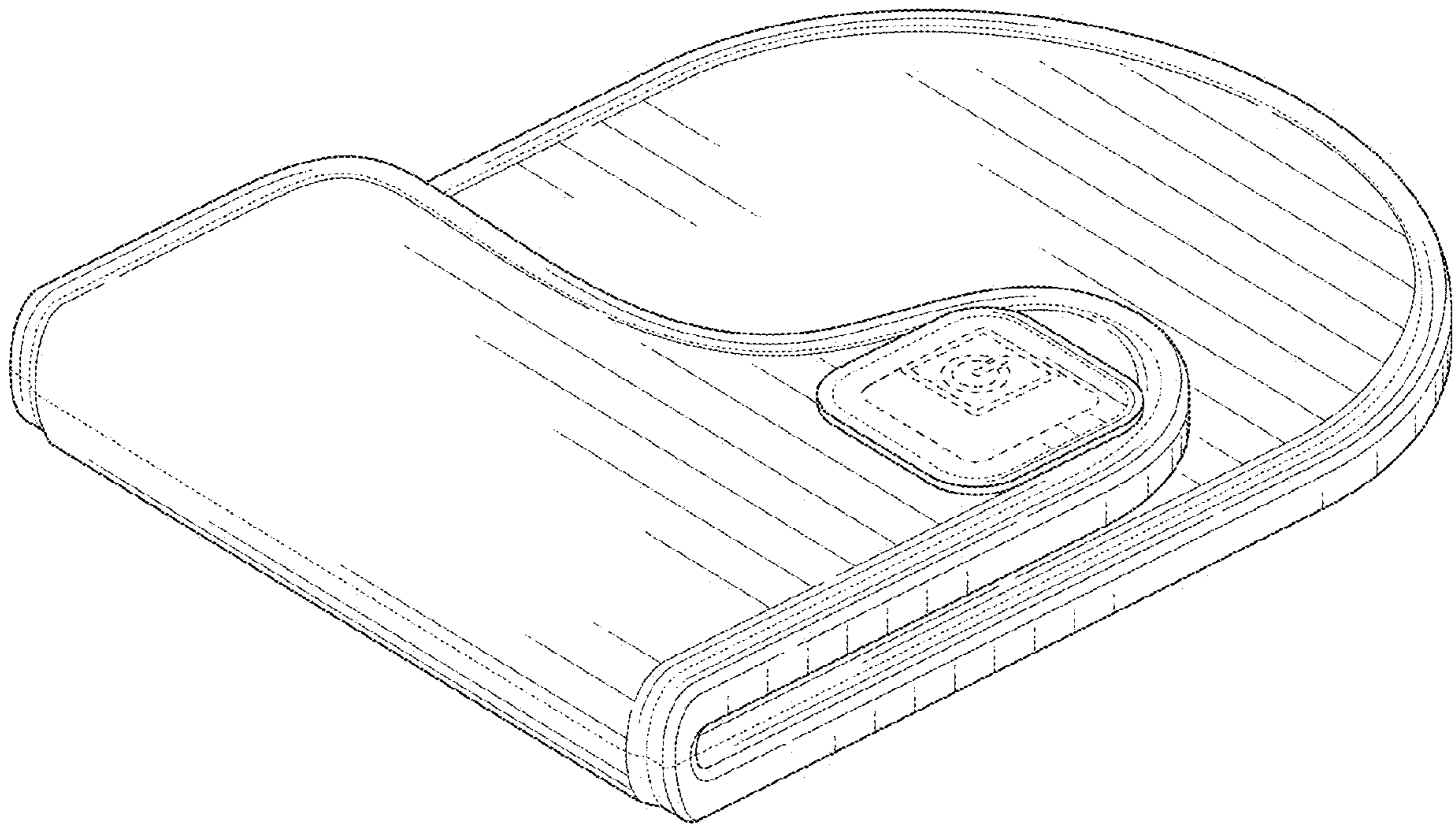


FIG. 1

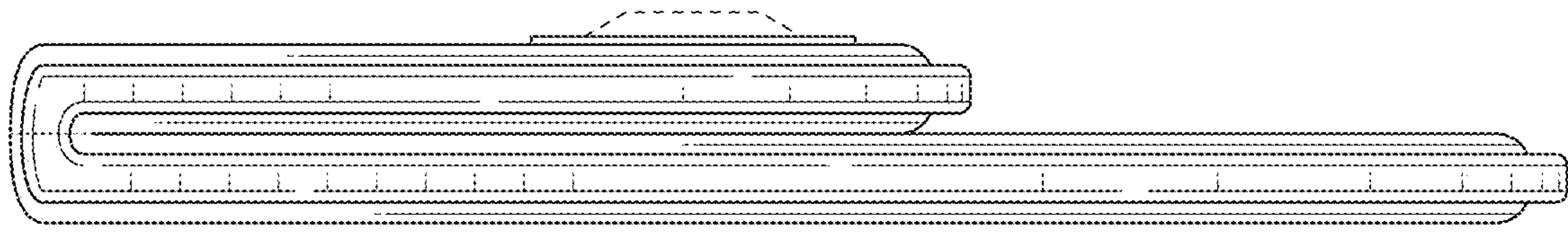


FIG. 2




FIG. 3




FIG. 4

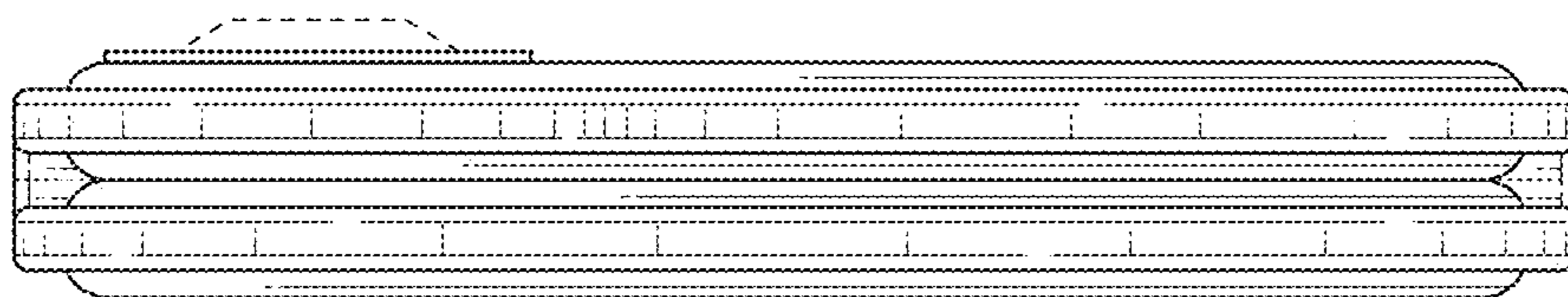


FIG. 5

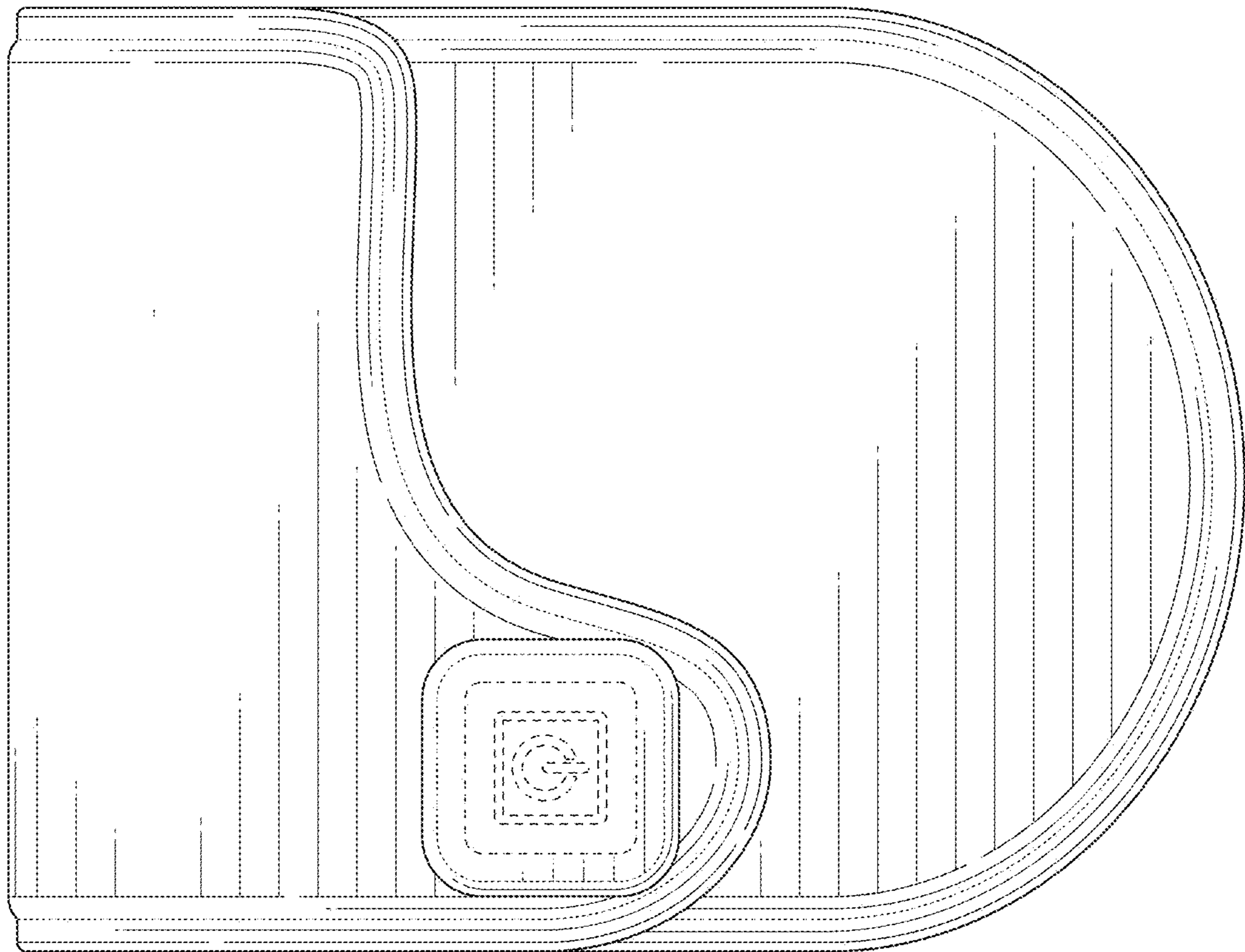


FIG. 6

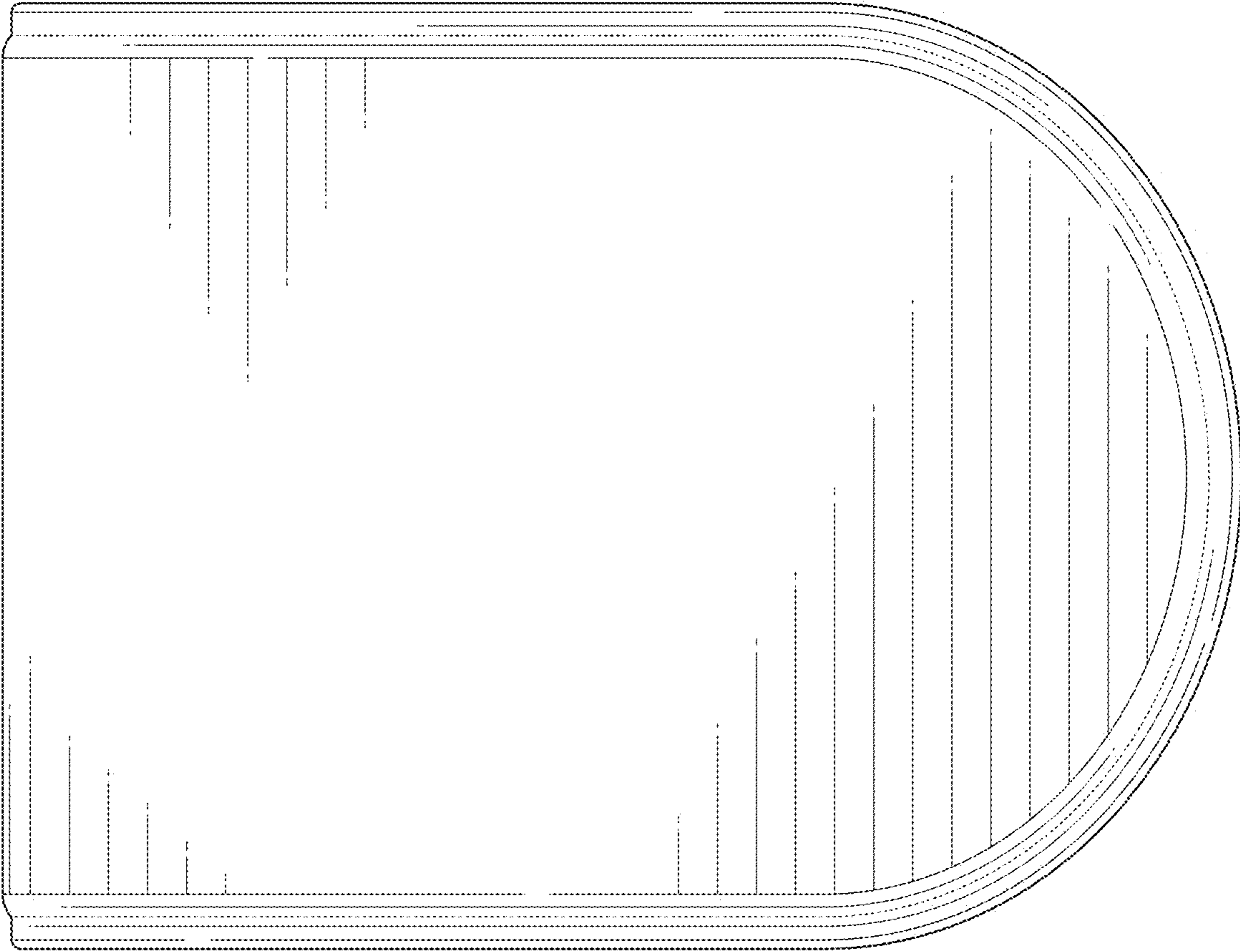


FIG. 7

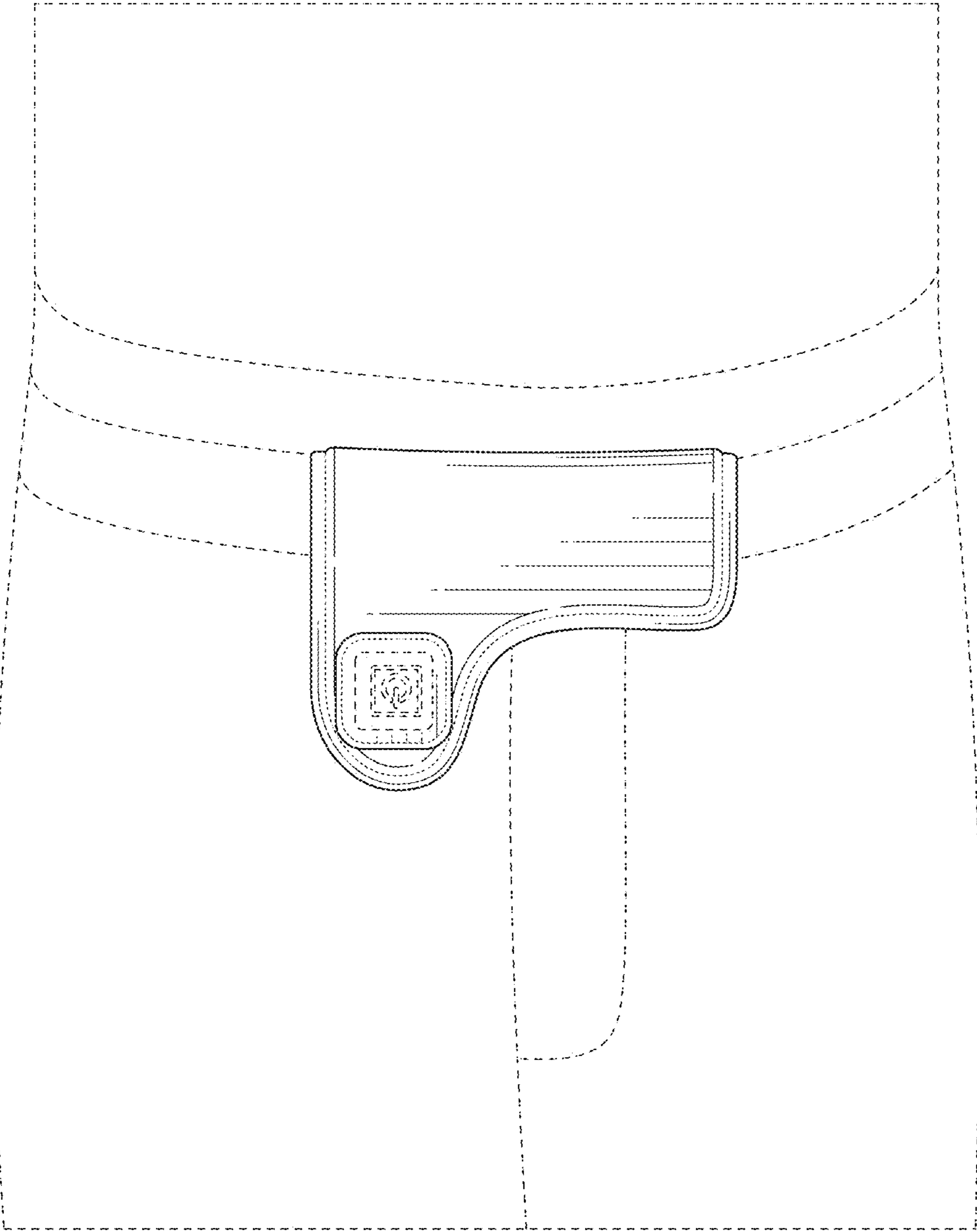


FIG. 8




FIG. 9

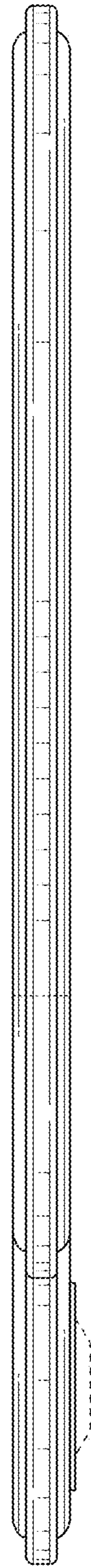


FIG. 10