



US00D958375S

(12) **United States Design Patent**  
**Becton et al.**

(10) **Patent No.:** **US D958,375 S**

(45) **Date of Patent:** **\*\* Jul. 19, 2022**

(54) **PATELLOFEMORAL KNEE BRACE**

(71) Applicant: **WEBER ORTHOPEDIC, L.P.**, Santa Paula, CA (US)

(72) Inventors: **Wendell Becton**, Swansea, IL (US);  
**Kelly Nolan**, Trophy Club, TX (US)

(73) Assignee: **Weber Orthopedic, L.P.**, Santa Paula, CA (US)

(\*\*) Term: **15 Years**

(21) Appl. No.: **29/767,552**

(22) Filed: **Jan. 22, 2021**

(51) **LOC (13) Cl.** ..... **24-01**

(52) **U.S. Cl.**  
USPC ..... **D24/190**

(58) **Field of Classification Search**  
USPC ..... D24/188–192, 183, 145; D29/101.5,  
D29/121.1, 113, 114  
CPC ..... A61F 2005/0176; A61F 5/0123; A61F  
13/085  
See application file for complete search history.

(56) **References Cited**

**U.S. PATENT DOCUMENTS**

3,046,981	A *	7/1962	Biggs, Jr.	.....	A61F 5/0109 602/26
D259,058	S *	4/1981	Marshall	.....	D24/190
4,366,813	A *	1/1983	Nelson	.....	A61F 5/0109 2/24
4,805,606	A *	2/1989	McDavid, III	.....	A61F 5/0125 2/22
D506,553	S *	6/2005	Tesluk	.....	D24/169
D510,140	S *	9/2005	Brown	.....	D24/190
D527,825	S *	9/2006	Ingimundarson	.....	D24/190
7,276,039	B2 *	10/2007	Garelick	.....	A61F 5/0118 602/21
D568,482	S *	5/2008	Gramza	.....	D24/190
D573,713	S *	7/2008	Mueller	.....	D24/190
D634,851	S *	3/2011	Chiang	.....	D24/190

D635,267	S *	3/2011	Chiang	.....	D24/190
D638,546	S *	5/2011	Janzon	.....	D24/190
D662,213	S *	6/2012	Quisenberry	.....	D24/206
D683,465	S *	5/2013	Forbes	.....	D24/190

(Continued)

**FOREIGN PATENT DOCUMENTS**

JP	D1122932	*	10/2001
JP	D1122933	*	10/2001

*Primary Examiner* — T Chase Nelson

*Assistant Examiner* — Kelly L Gross

(74) *Attorney, Agent, or Firm* — Paul Y. Feng; One LLP

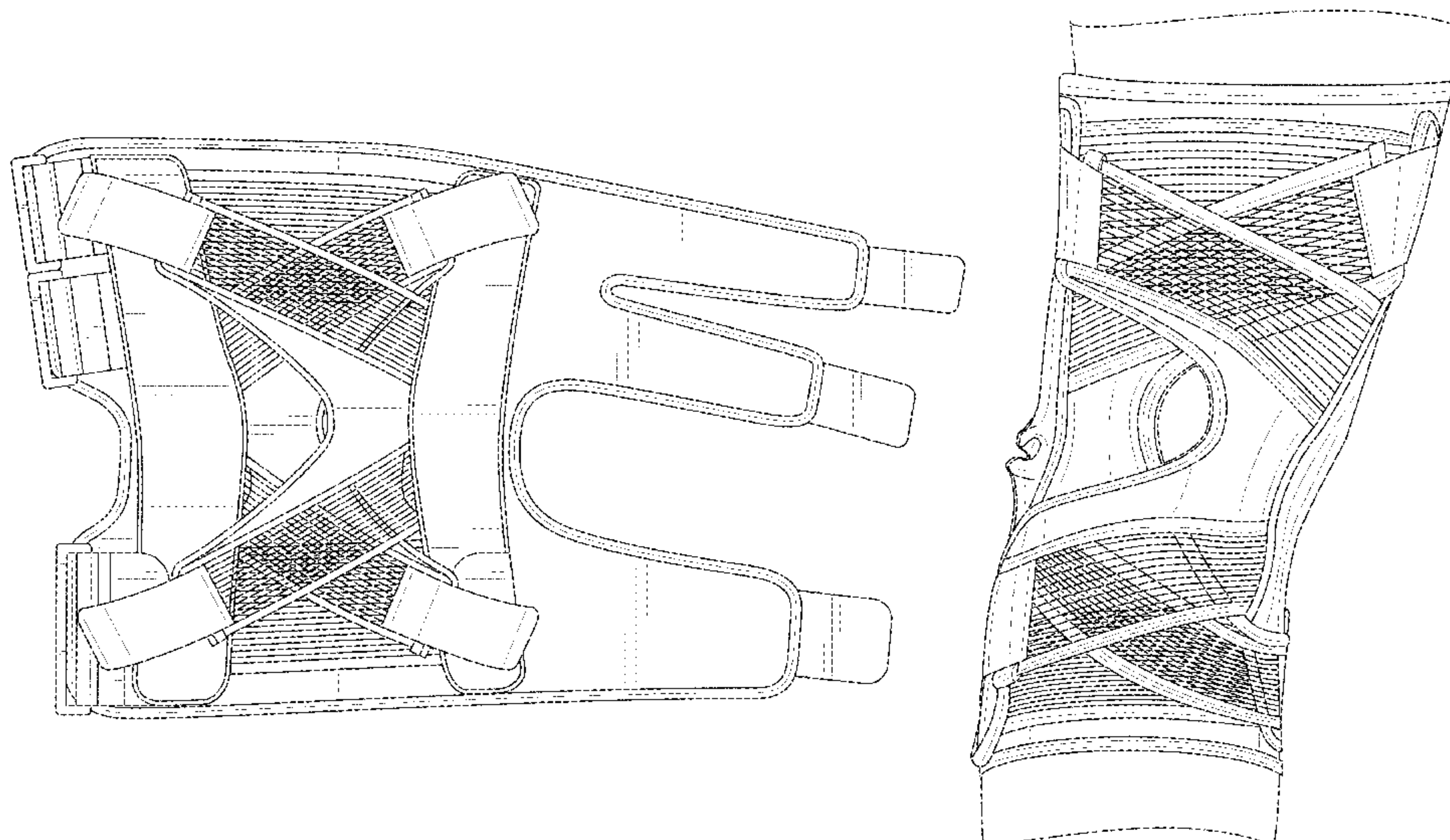
(57) **CLAIM**

The design for a patellofemoral knee brace, as shown and described.

**DESCRIPTION**

FIG. 1 is a plan view of the exterior of a patellofemoral knee brace, splayed flat open, showing the new design;  
 FIG. 2 is a plan view of the interior of the patellofemoral knee brace from FIG. 1, splayed flat open;  
 FIG. 3 is a front view of the knee brace as worn on a leg;  
 FIG. 4 is a rear view of the knee brace as worn on a leg;  
 FIG. 5 is a lateral side view of the knee brace as worn on a leg;  
 FIG. 6 is a medial side view of the knee brace as worn on a leg; and,  
 FIG. 7 is an alternative embodiment of the patellofemoral knee brace of FIGS. 1-6, wherein a crescent-shaped patella buttress has been attached to the interior of the knee brace. The broken lines shown in the drawings are for the purpose of illustrating environmental structure in the form of a human leg in FIGS. 3 through 6, and an inner perimeter boundary also in FIG. 3. None of the broken lines form a part of the claimed design. The edges of the knee brace are generally flat and include no ornamentation so those views are omitted.

**1 Claim, 7 Drawing Sheets**



(56)

## References Cited

## U.S. PATENT DOCUMENTS

D683,859	S	*	6/2013	Forbes	.....	D24/190
D716,954	S	*	11/2014	Forbes	.....	D24/190
D716,955	S	*	11/2014	Forbes	.....	D24/190
D716,956	S	*	11/2014	Ortega	.....	D24/190
D733,894	S	*	7/2015	Ortega	.....	D24/190
D745,176	S	*	12/2015	Kusmirek	.....	D24/190
D750,261	S	*	2/2016	Kusmirek	.....	D24/190
D750,262	S	*	2/2016	Kusmirek	.....	D24/190
D750,790	S	*	3/2016	Ortega	.....	D24/190
D758,598	S	*	6/2016	Forbes	.....	D24/190
D802,154	S	*	11/2017	Ceccarelli	.....	D24/190
D810,309	S	*	2/2018	Forbes	.....	A61F 5/0109
						D24/190
10,231,860	B2	*	3/2019	Forbes	.....	A61F 5/0109
D854,173	S	*	7/2019	Violeau	.....	D24/190
D859,666	S	*	9/2019	Gildersleeve	.....	D24/190
D865,977	S	*	11/2019	Rokitta	.....	D24/190
D875,262	S	*	2/2020	Kruchem	.....	D24/190
10,842,659	B2	*	11/2020	Best	.....	A61F 5/0109
D908,974	S	*	1/2021	Chang	.....	D24/190
D916,384	S	*	4/2021	Chang	.....	D29/121.1
D917,706	S	*	4/2021	Singh	.....	D24/190
D917,708	S	*	4/2021	Chahine	.....	D24/190
10,966,851	B2	*	4/2021	Ingimundarson	.....	A61F 5/0109
D927,007	S	*	8/2021	Escamilla	.....	A61F 5/0109
						D24/207
D932,042	S	*	9/2021	Hu	.....	D24/215
2004/0176715	A1	*	9/2004	Nelson	.....	A61F 5/0109
						602/26
2004/0225245	A1	*	11/2004	Nelson	.....	A61F 5/0123
						602/26
2005/0020951	A1	*	1/2005	Gaylord	.....	A61F 5/0109
						602/26
2006/0135904	A1	*	6/2006	Ingimundarson	.....	A61F 5/0123
						602/26

\* cited by examiner



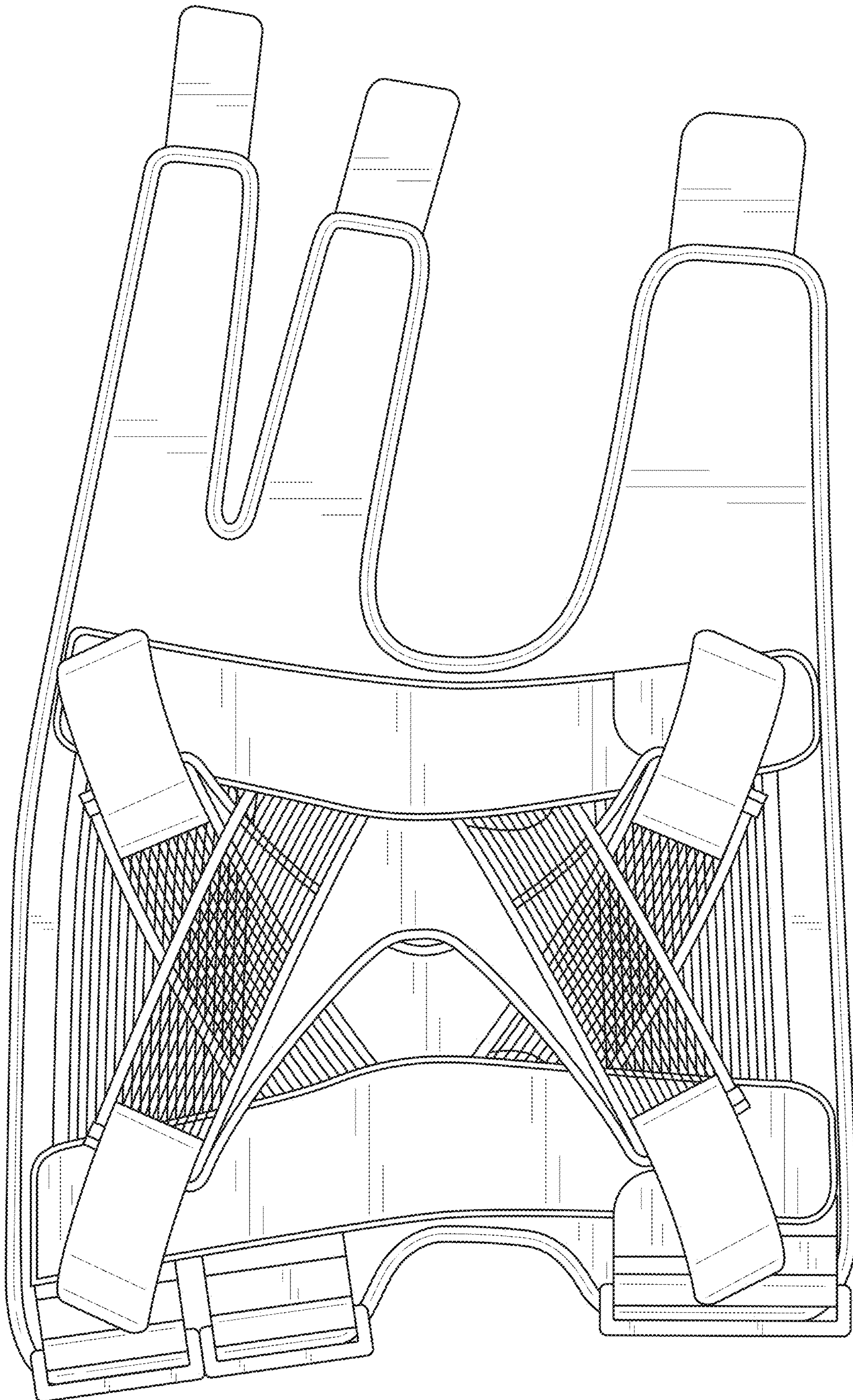


FIG. 1

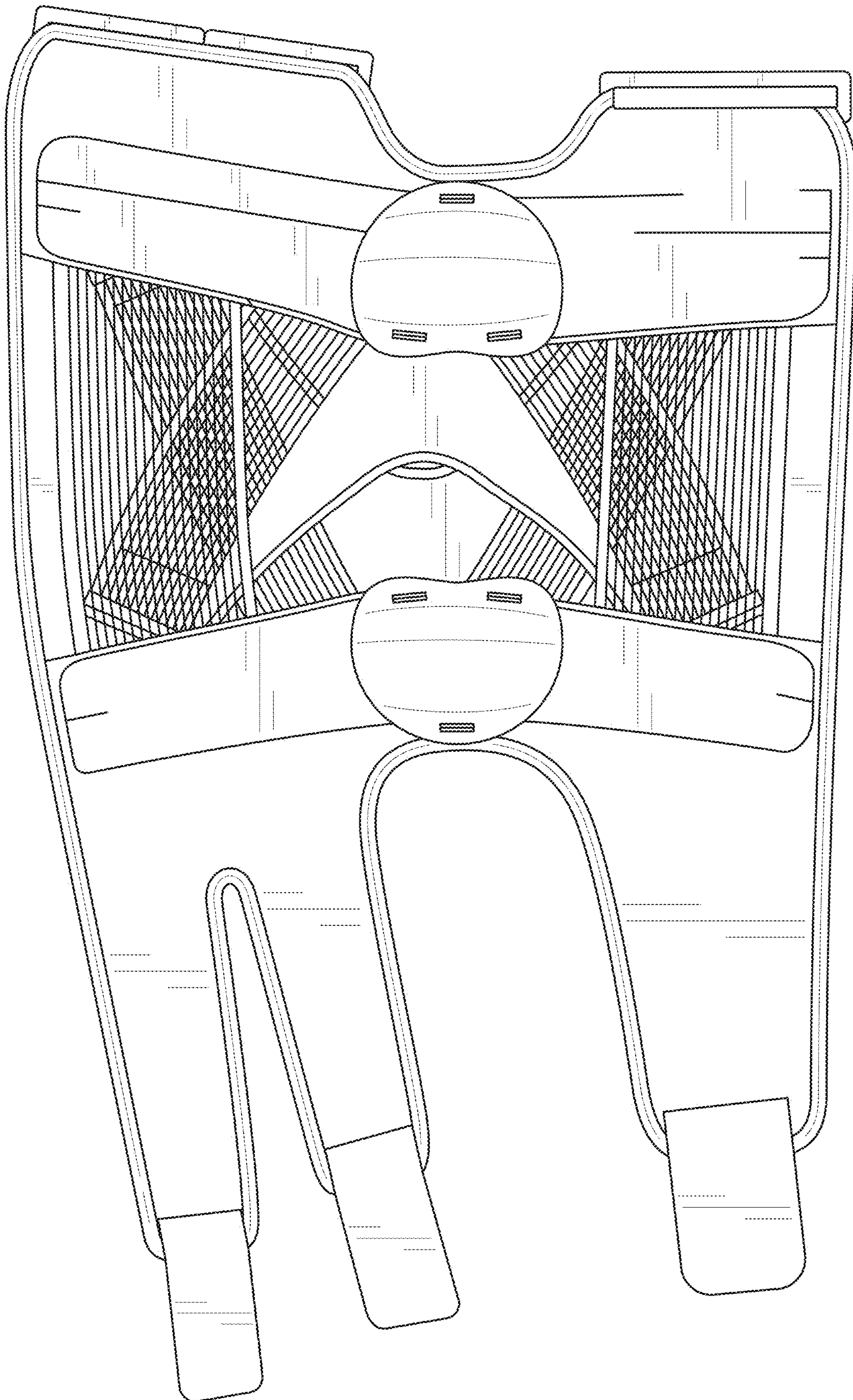


FIG. 2



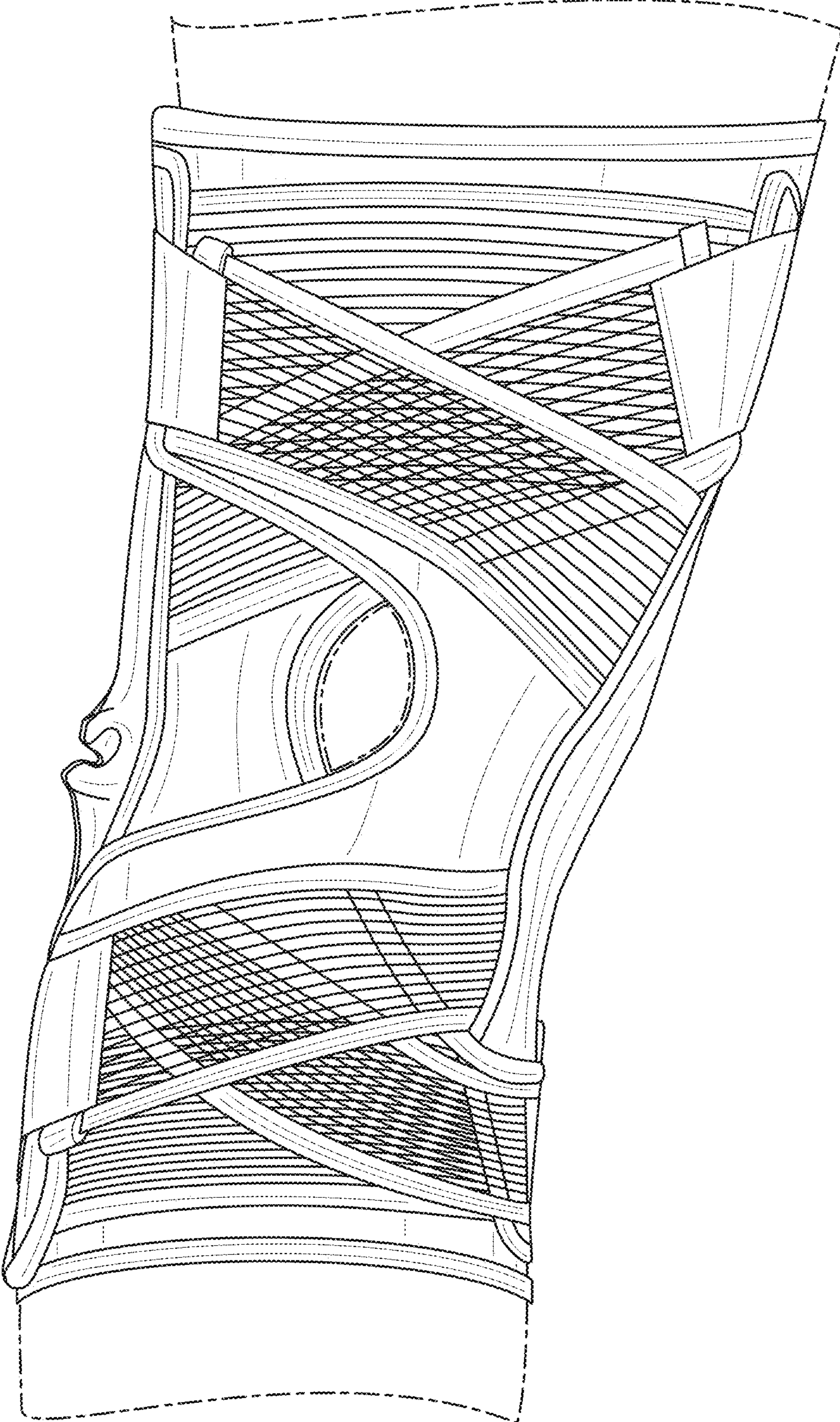


FIG. 3

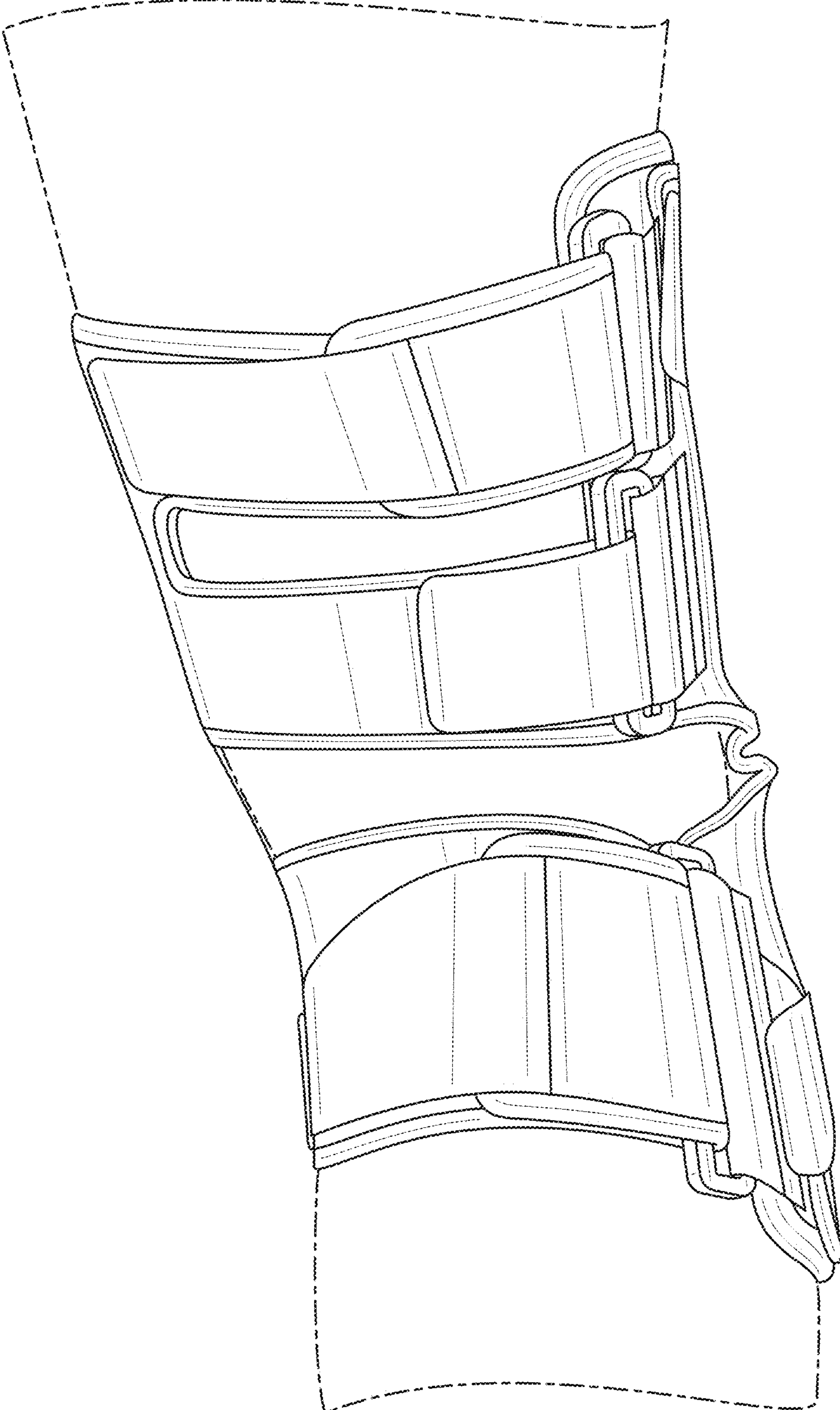


FIG. 4



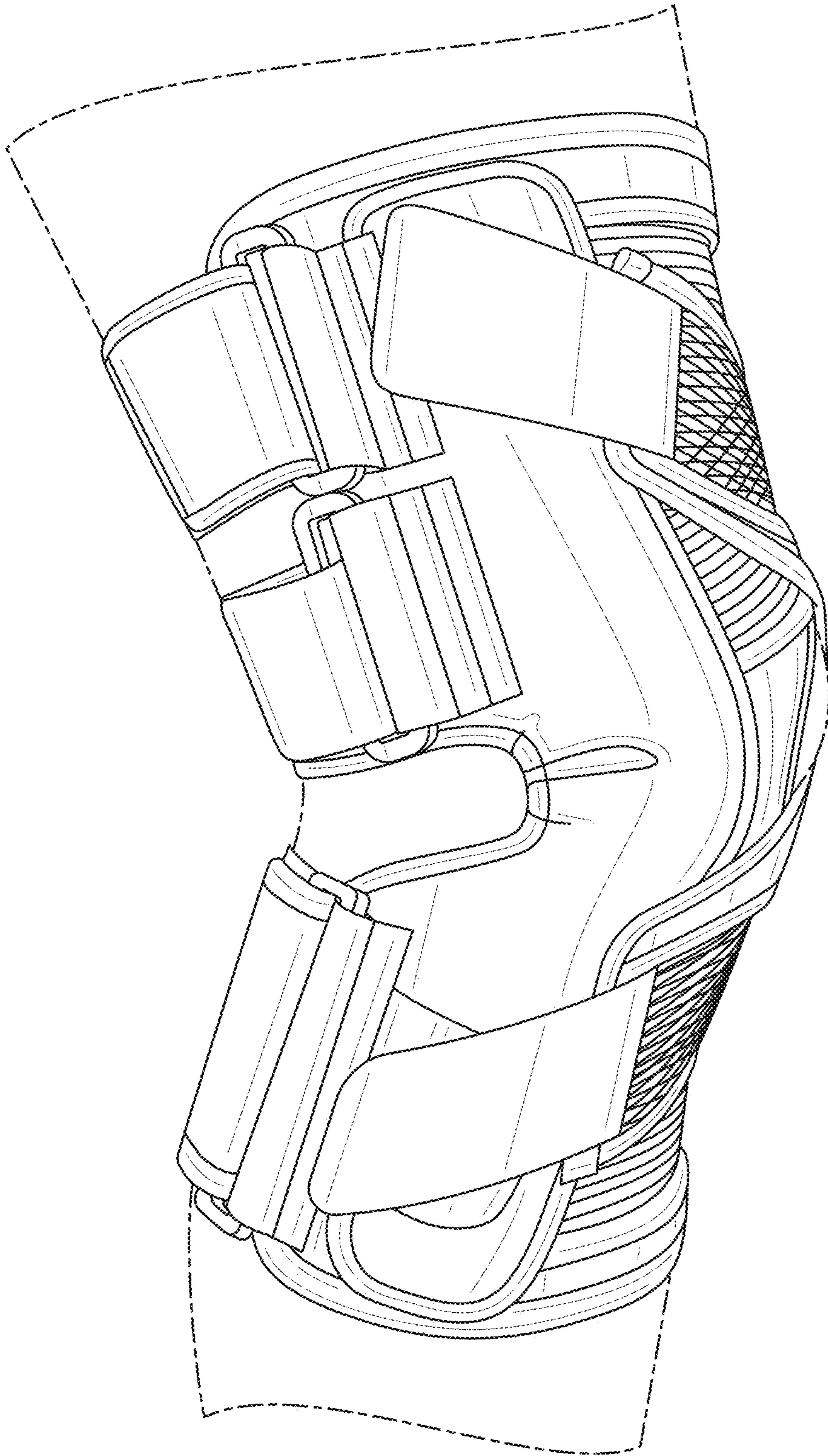


FIG. 5

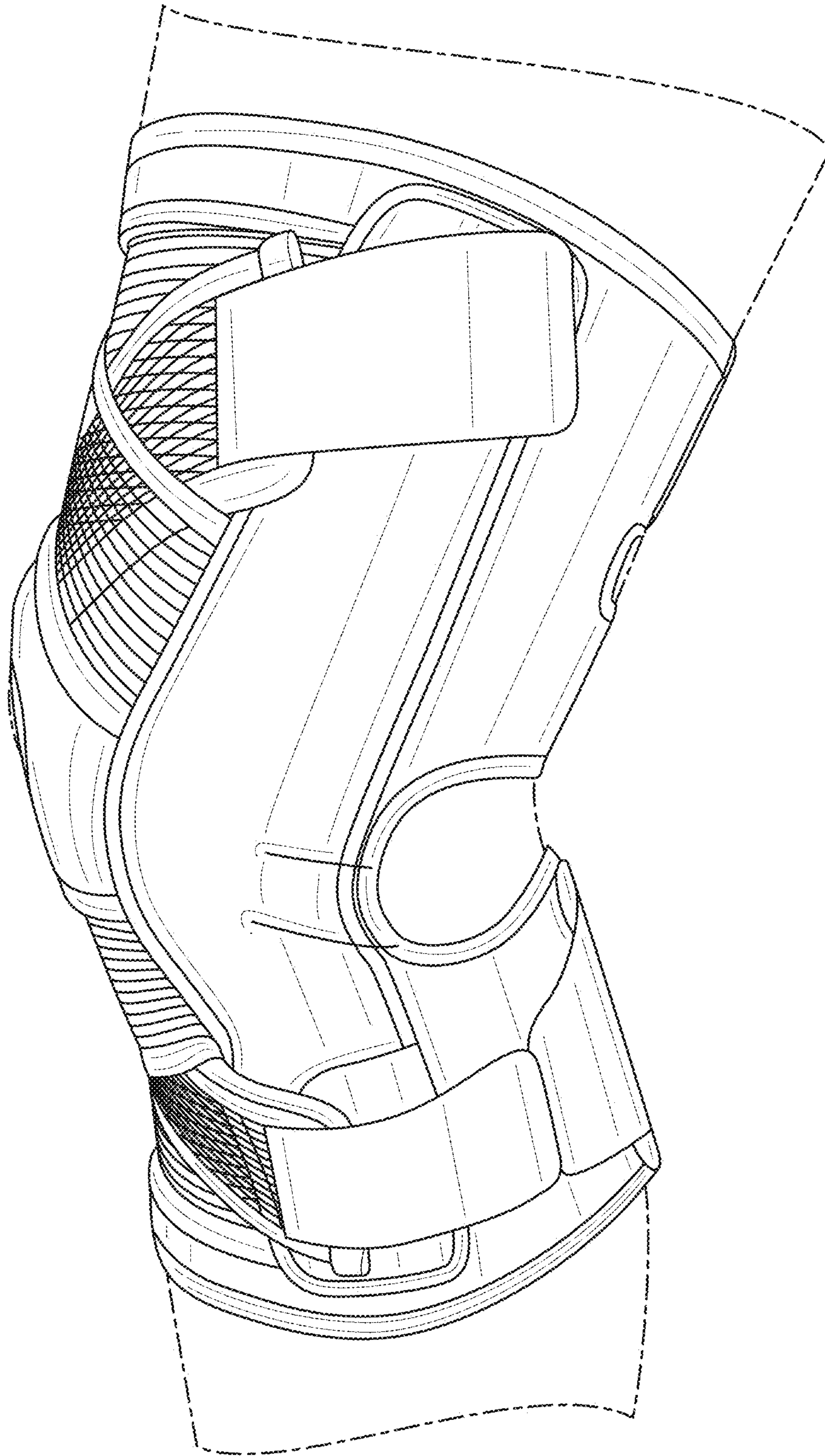


FIG. 6



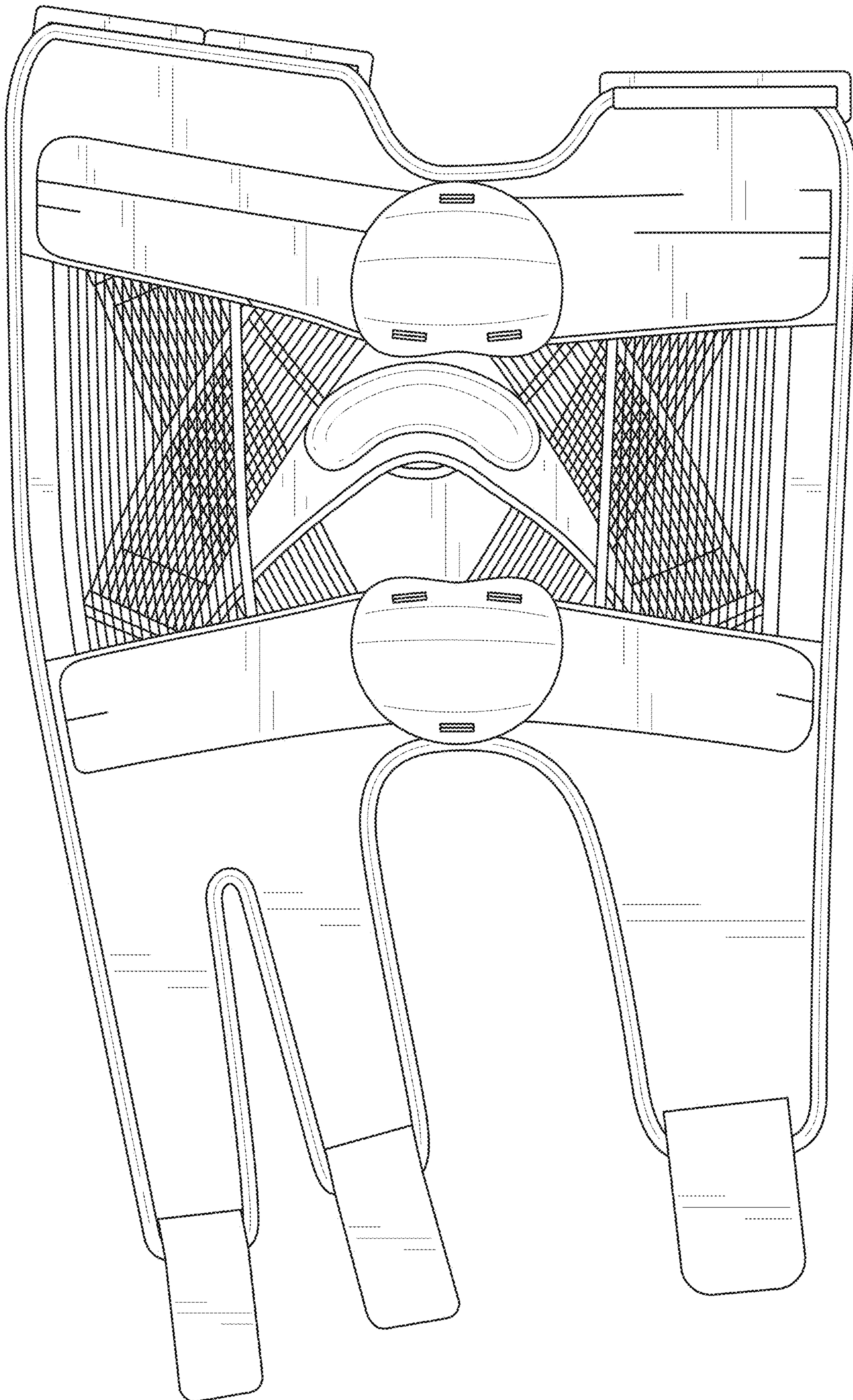


FIG. 7