



US00D958361S

(12) **United States Design Patent** (10) **Patent No.:** **US D958,361 S**  
**Bhatia et al.** (45) **Date of Patent:** **\*\* Jul. 19, 2022**

(54) **SURGICAL TOOL**  
(71) Applicant: **Joint Preservation Innovations, LLC**,  
Naperville, IL (US)  
(72) Inventors: **Sanjeev Bhatia**, Naperville, IL (US);  
**Peter J. Millett**, Edwards, CO (US);  
**James Orrico**, Evanston, IL (US)  
(73) Assignee: **JOINT PRESERVATION**  
**INNOVATIONS, LLC**, Naperville, IL  
(US)  
(\*\*) Term: **15 Years**  
(21) Appl. No.: **29/809,673**  
(22) Filed: **Sep. 29, 2021**  
(51) **LOC (13) Cl.** ..... **24-02**  
(52) **U.S. Cl.**  
USPC ..... **D24/146**; D24/127  
(58) **Field of Classification Search**  
USPC ..... D24/108, 112-114, 127, 130, 133, 146,  
D24/147, 186  
CPC . A61B 18/1445; A61B 17/1155; A61B 17/29;  
A61B 17/2909; A61B 2017/00477; A61B  
2017/2946; A61B 2017/292; A61B  
2017/00296; A61F 11/20; A61F  
2002/183; A61F 2/0059; A61F 2/18  
See application file for complete search history.

(56) **References Cited**  
U.S. PATENT DOCUMENTS  
D216,235 S 12/1969 Slee et al.  
D249,809 S 10/1978 Bloom et al.  
D273,041 S 3/1984 Noiles et al.  
D384,413 S 9/1997 Zloxk et al.  
D497,427 S 10/2004 Hickingbotham  
D573,256 S 7/2008 Mauch  
D583,051 S 12/2008 Lee et al.  
D615,192 S 5/2010 Mudd et al.

D637,288 S 5/2011 Houghton  
D708,746 S 7/2014 Cabrera et al.  
D746,459 S 12/2015 Kaercher et al.  
D756,511 S \* 5/2016 Haines ..... A61F 11/20  
D24/130  
D775,324 S \* 12/2016 Larson ..... D24/114  
D775,333 S \* 12/2016 Ding ..... D24/133  
D782,666 S \* 3/2017 Taylor ..... D24/130  
D800,900 S \* 10/2017 Darras ..... D24/130  
D804,663 S \* 12/2017 Jenkins ..... D24/130  
D859,658 S \* 9/2019 Olson ..... D24/144  
D865,948 S \* 11/2019 Mandaroux ..... D24/114  
D865,949 S \* 11/2019 Mandaroux ..... D24/114  
D866,753 S \* 11/2019 Mandaroux ..... D24/114  
D896,962 S 9/2020 Corbin et al.  
D901,688 S 11/2020 Thouement et al.  
D905,242 S 12/2020 Corbin et al.  
D935,611 S \* 11/2021 Eisenthal ..... D24/146  
2014/0158744 A1 \* 6/2014 Patel ..... A61B 17/115  
227/175.1

(Continued)

*Primary Examiner* — Samantha Q Lawrence  
(74) *Attorney, Agent, or Firm* — Morgan, Lewis &  
Bockius LLP

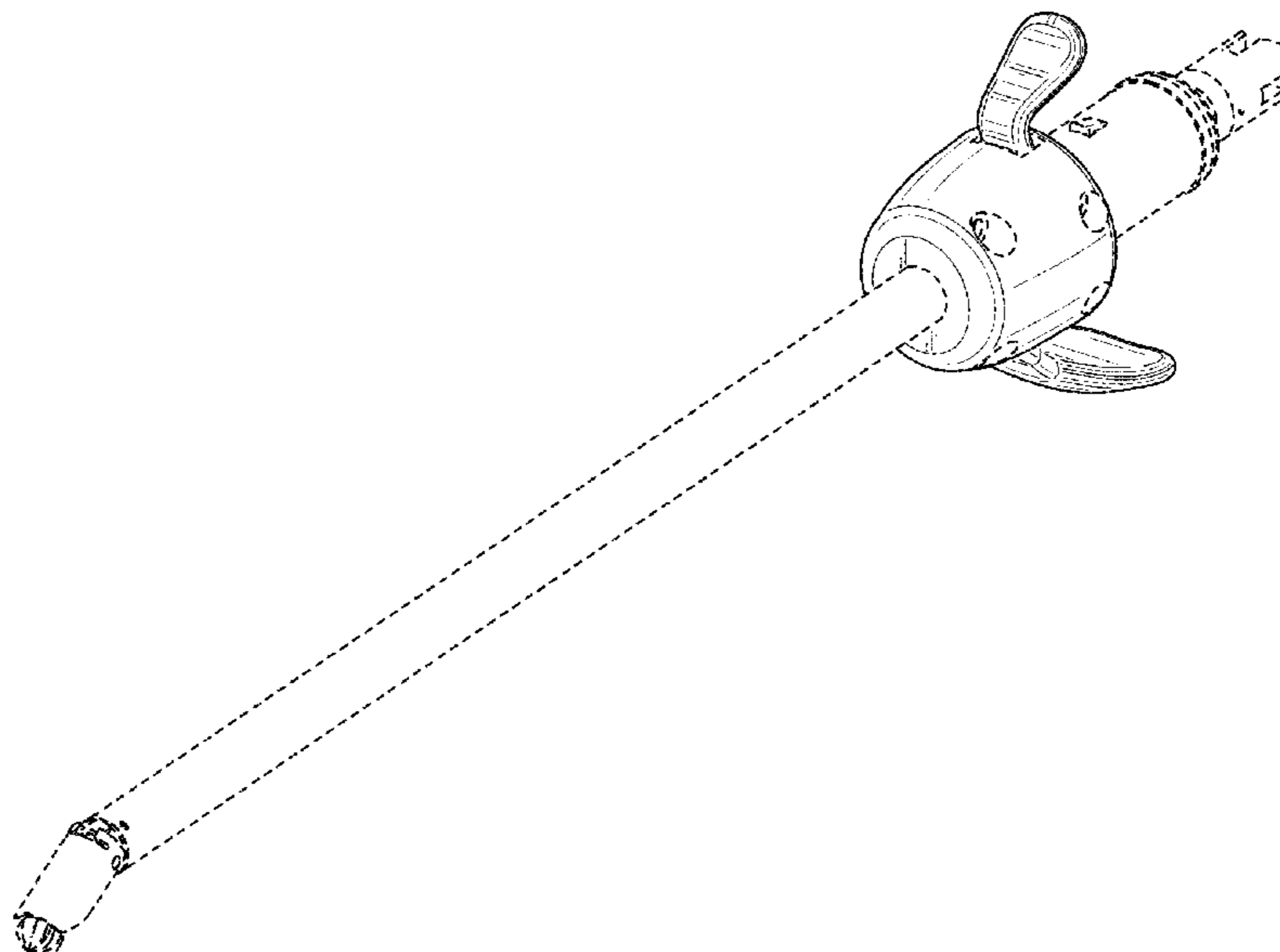
(57) **CLAIM**

The ornamental design for a surgical tool, as shown and described.

**DESCRIPTION**

FIG. 1 is a perspective view of a surgical tool showing our new design;  
FIG. 2 is a front elevational view thereof;  
FIG. 3 is a rear elevational view thereof;  
FIG. 4 is a left-side elevational view thereof;  
FIG. 5 is a right-side elevational view thereof;  
FIG. 6 is a top plan view thereof; and,  
FIG. 7 is a bottom plan view thereof.  
The broken lines illustrate portions of the surgical tool that form no part of the claimed design.

**1 Claim, 4 Drawing Sheets**



(56)

**References Cited**

U.S. PATENT DOCUMENTS

2014/0158747 A1\* 6/2014 Measamer ..... A61B 17/1155  
227/179.1

\* cited by examiner

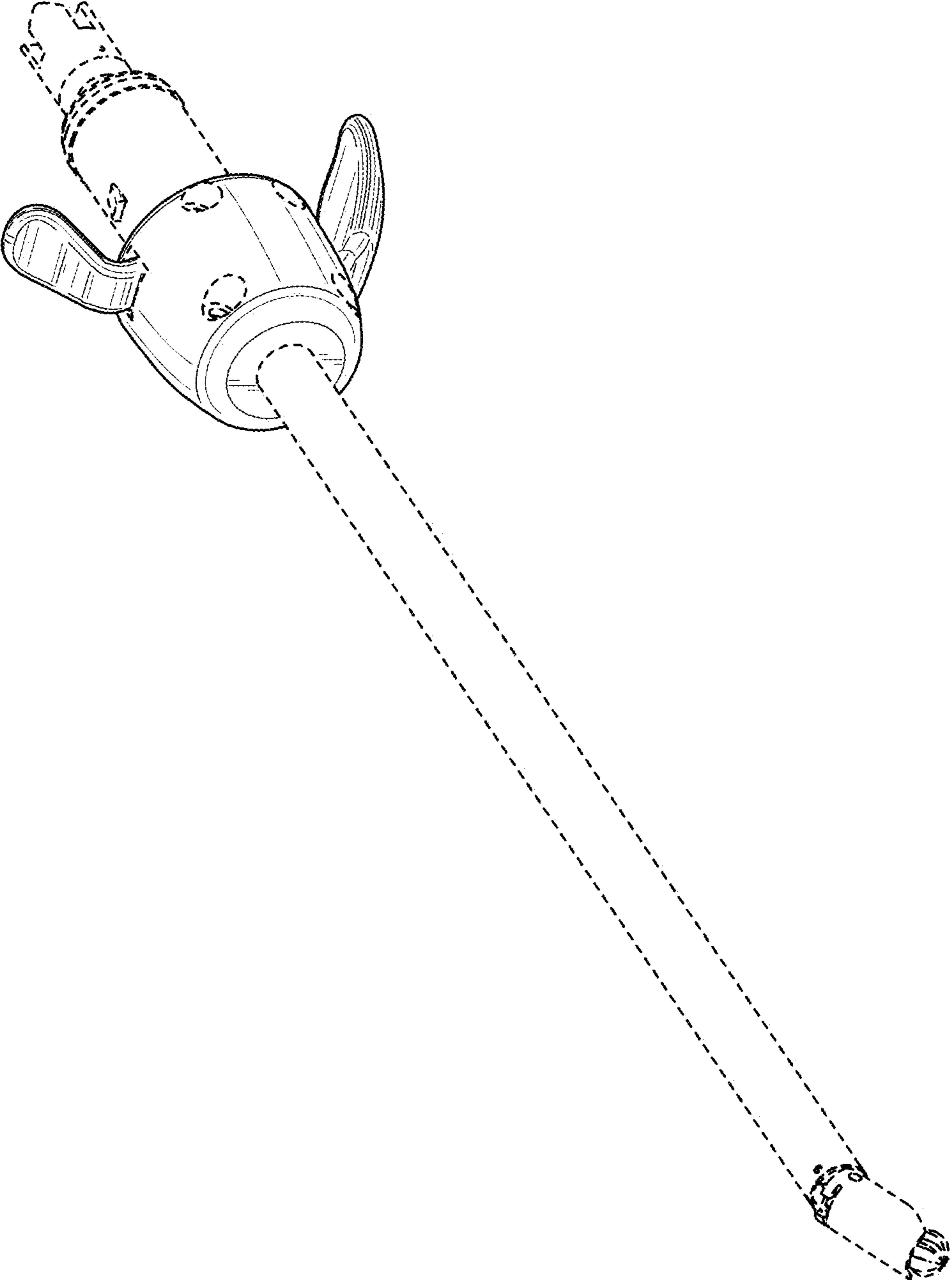


FIG. 1

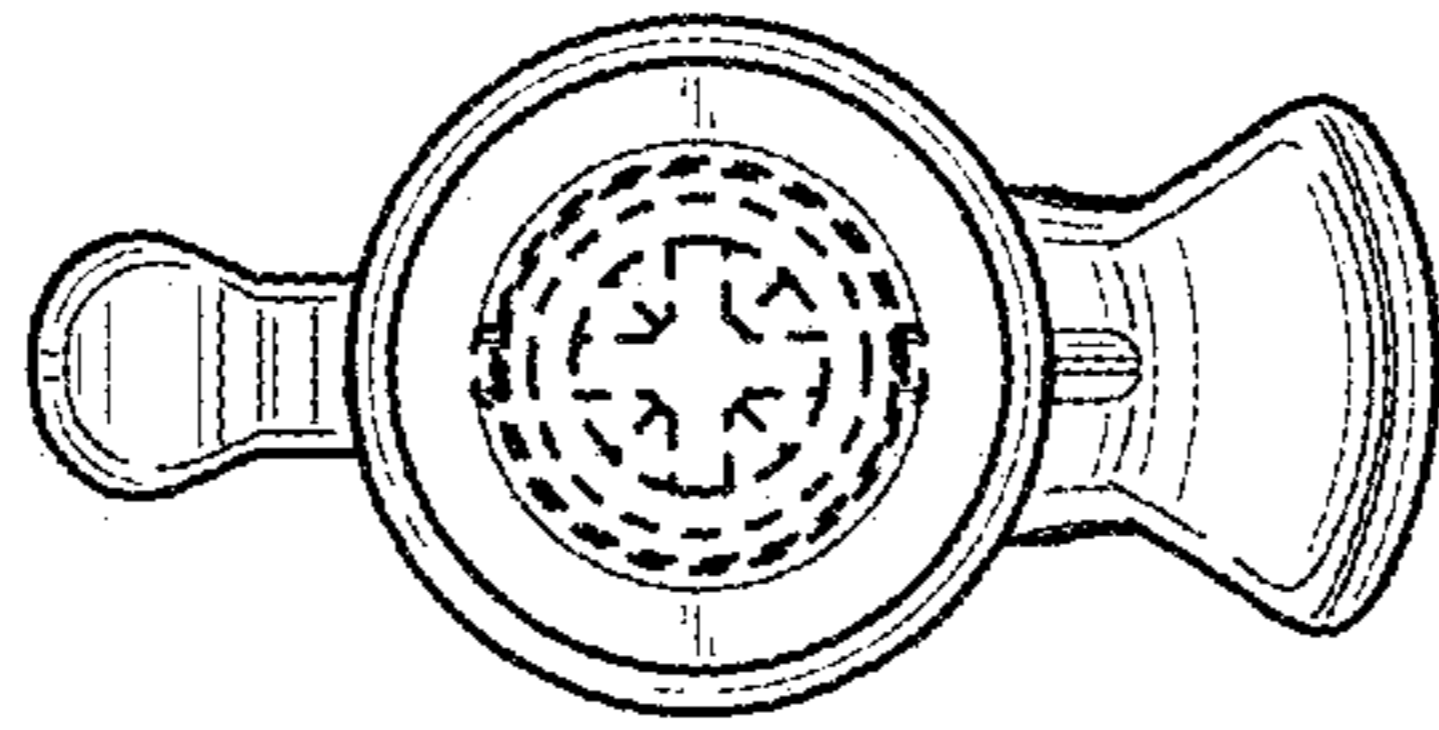


FIG. 3

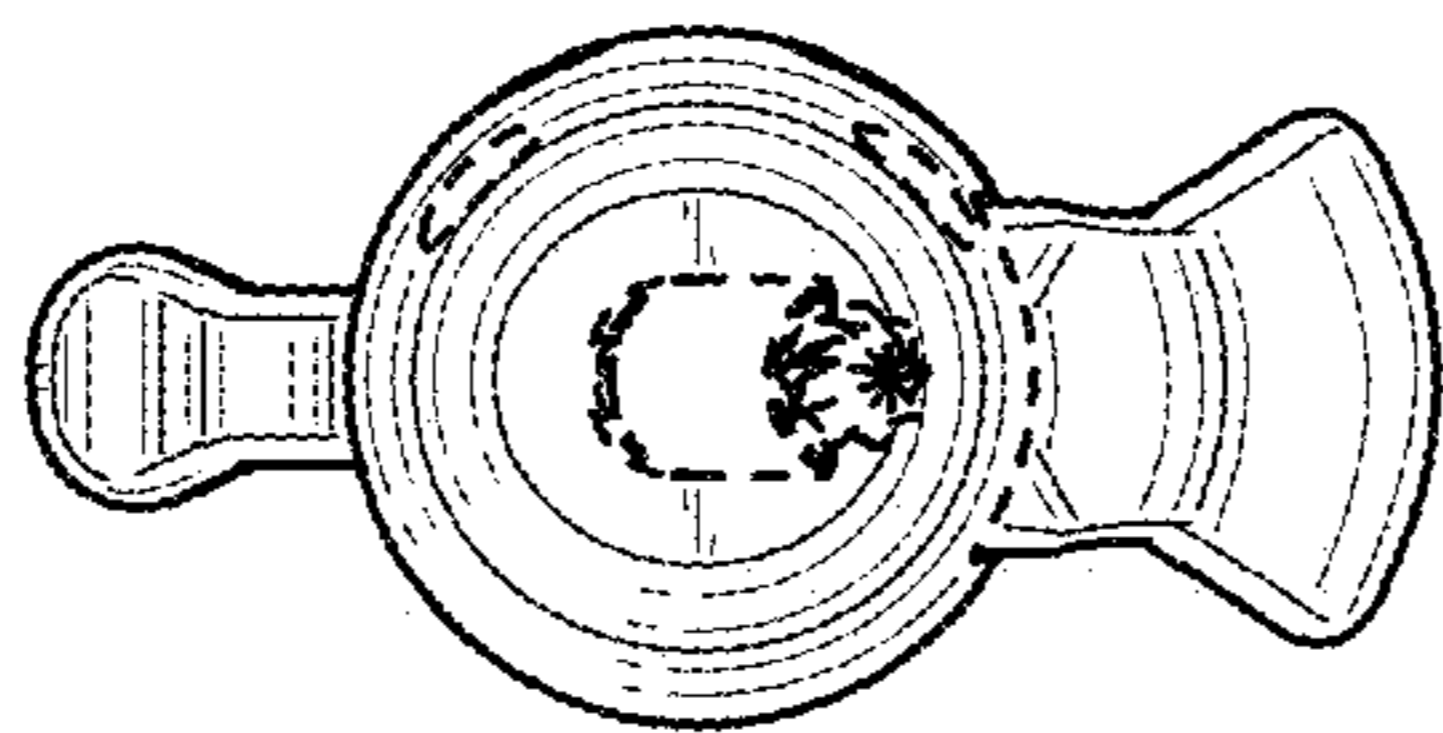


FIG. 2

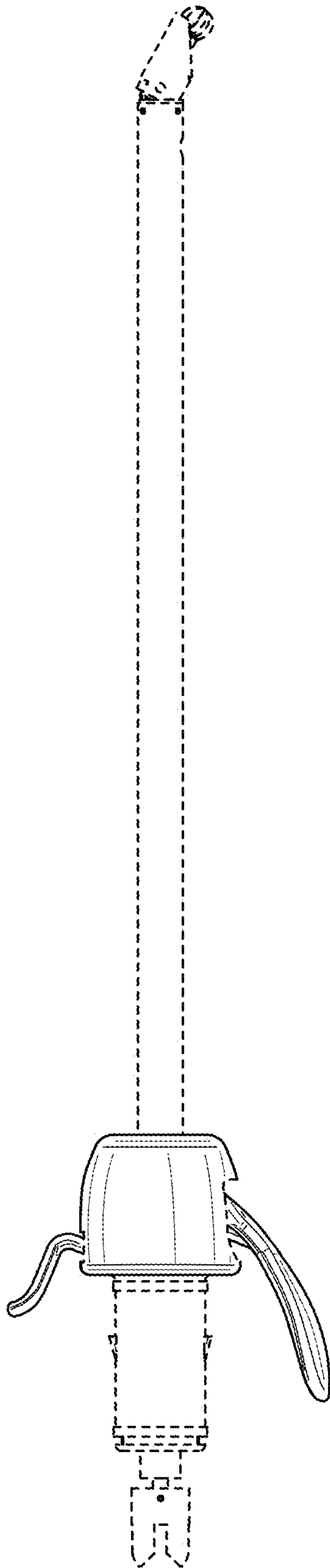


FIG. 4

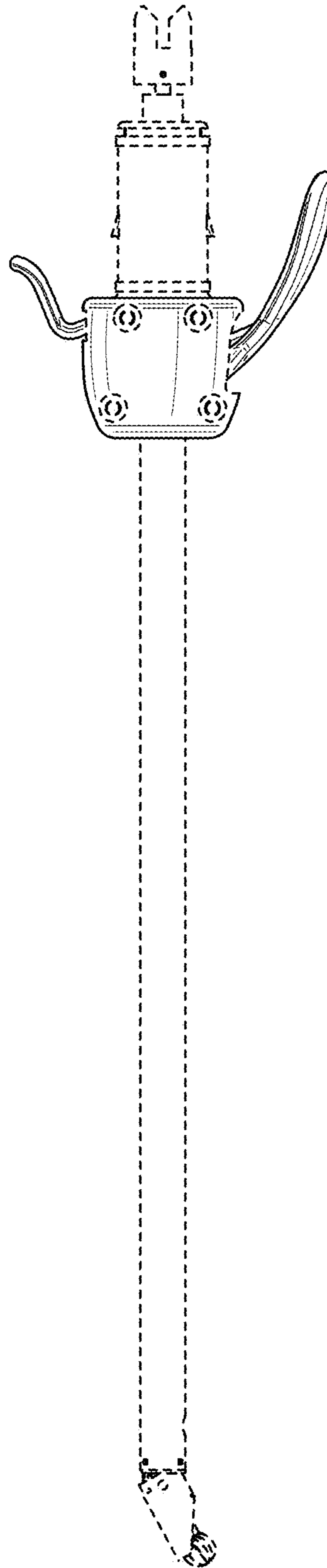


FIG. 5




FIG. 6




FIG. 7