



US00D958360S

(12) **United States Design Patent**
Vijayachandran et al.

(10) **Patent No.:** **US D958,360 S**
(45) **Date of Patent:** **** Jul. 19, 2022**

(54) **CANNULA ASSEMBLY**

(71) Applicant: **Cilag GmbH International**, Zug (CH)
(72) Inventors: **Sajayesh Vijayachandran**, Kerala (IN);
Arunachalam Muthuchidambaram,
Tamil Nadu (IN); **Arunkumar**
Radhakrishnan, Namakkal Dt (IN);
Rushikesh Shrikant Suryawanshi,
Zenda chowk Patan (IN); **Balaji**
Srinivasan, Tamilnadu (IN); **Karthik**
Jayaraj, Chennai (IN); **Haribaskaran**
Nagarathinam, Virudhunagar (IN);
Giri Prasanna Kumar Mathivanan,
Salem (IN); **Gregory G. Scott**,
Cincinnati, OH (US)

(73) Assignee: **Cilag GmbH International**, Zug (CH)
(**) Term: **15 Years**

(21) Appl. No.: **29/733,370**

(22) Filed: **May 1, 2020**

(51) **LOC (13) Cl.** **24-02**

(52) **U.S. Cl.**
USPC **D24/146**

(58) **Field of Classification Search**
USPC D24/112, 138, 146-148, 108, 133, 140;
D7/649; D8/93, 97, 300, 310, 311, 313;
D13/133; D19/110, 115; D23/200;
600/101, 139, 143; 604/115, 158, 163,
604/263, 264, 272
CPC .. B26B 3/00; B26B 1/10; B26B 5/005; A61B
17/089; A61B 17/1617; A61B 17/3211;
A61B 17/3417; A61B 5/1411; A61B
17/3462; A61B 2017/3492; A61M
16/0672

See application file for complete search history.

(56) **References Cited**

U.S. PATENT DOCUMENTS

3,626,592 A * 12/1971 La Cas et al. A61B 17/3213
30/339
D267,876 S * 2/1983 Malmin D13/133
D271,902 S * 12/1983 Campton D24/112

(Continued)

FOREIGN PATENT DOCUMENTS

KR 3008747550002 * 3/2015

OTHER PUBLICATIONS

[Ethicon Endo-Surgery Trocar Communications Video], YouTube.
com, Posted Oct. 22, 2014 [online], [Nov. 24, 2021], URL: <https://
www.youtube.com/watch?v=0V5vDqR_CYE>. (Year: 2014).*

Primary Examiner — Jonathan J Han

Assistant Examiner — Amanda J Berlinski

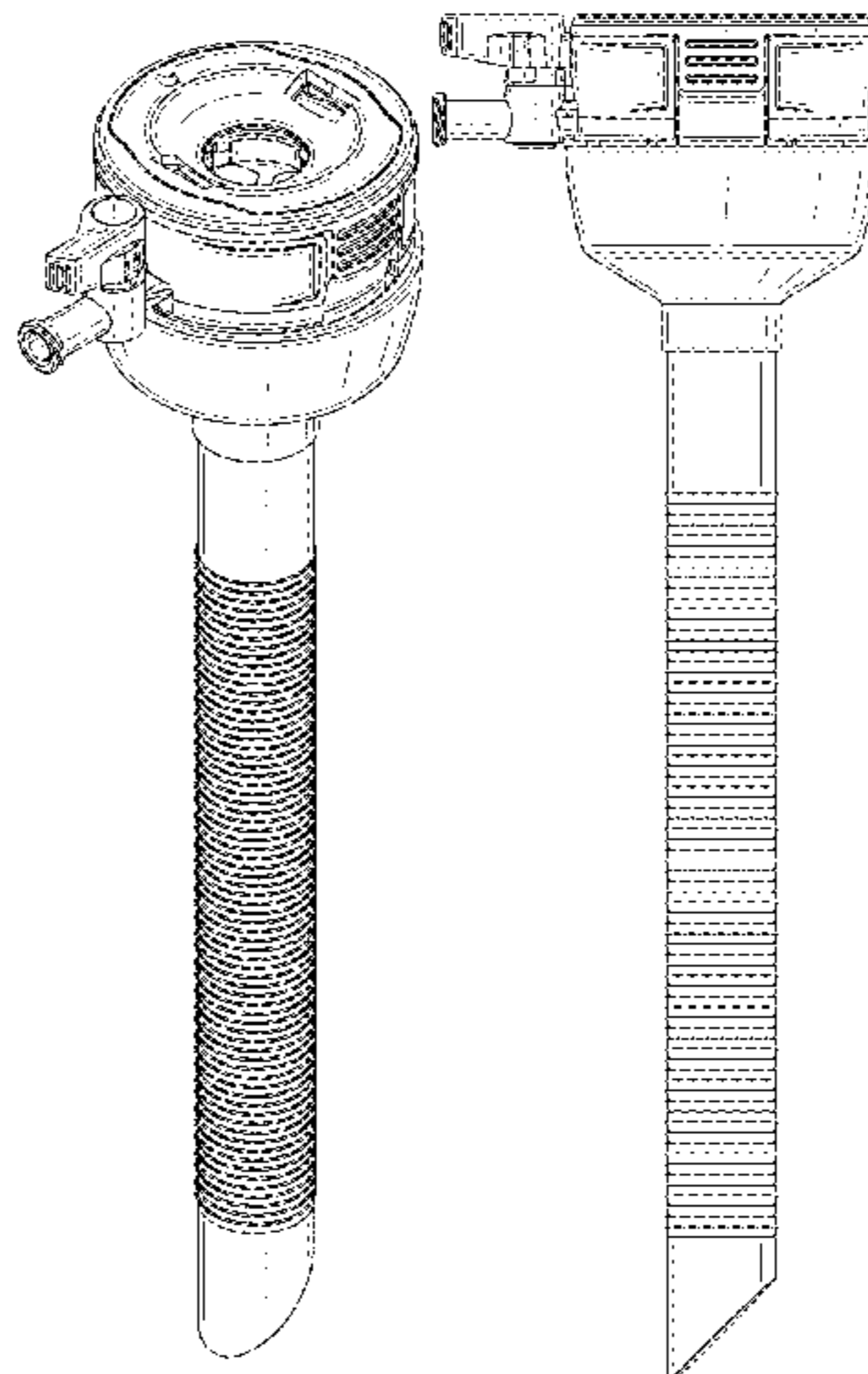
(57) **CLAIM**

The ornamental design for a cannula assembly, as shown and
described.

DESCRIPTION

FIG. 1 is a perspective view of a cannula assembly embody-
ing our new design.
FIG. 2 is a first side view of the cannula assembly of FIG.
1;
FIG. 3 is a second side view of the cannula assembly of FIG.
1;
FIG. 4 is a third side view of the cannula assembly of FIG.
1;
FIG. 5 is a fourth side view of the cannula assembly of FIG.
1;
FIG. 6 is a top view of the cannula assembly of FIG. 1; and,
FIG. 7 is a bottom view of the cannula assembly of FIG. 1.
The broken lines shown herein are provided for the purpose
of illustrating portions of the cannula assembly that form no
part of the claimed design.

1 Claim, 4 Drawing Sheets



(56)

References Cited

U.S. PATENT DOCUMENTS

D286,566 S *	11/1986	Vukovic	A61B 17/3498	9,814,491 B2 *	11/2017	Franer	A61B 17/3478
				D24/138	D850,505 S *	6/2019	Bloom	D15/150
4,655,752 A *	4/1987	Honkanen	A61M 39/06	D887,002 S *	6/2020	Geng	D24/146
				604/167.02	D921,077 S *	6/2021	Wanstead	D15/150
4,911,173 A *	3/1990	Terwilliger	A61B 8/12	2004/0106942 A1 *	6/2004	Taylor	A61B 17/3462
				600/101					606/185
4,928,693 A *	5/1990	Goodin	A61B 5/0215	2004/0167473 A1 *	8/2004	Moening	A61B 17/3496
				600/434					604/164.02
D342,136 S *	12/1993	Lafferty	D24/112	2004/0230155 A1 *	11/2004	Blanco	A61B 17/3496
5,273,545 A *	12/1993	Hunt	A61B 17/3498					604/26
				137/849	2008/0086074 A1 *	4/2008	Taylor	A61B 1/0008
5,820,604 A *	10/1998	Fox	A61B 17/3498					604/26
				604/256	2010/0168684 A1 *	7/2010	Ryan	A61B 17/3403
5,820,606 A *	10/1998	Davis	A61B 17/3462					604/272
				604/256	2014/0336584 A1 *	11/2014	McFarlane	A61M 39/0613
D519,815 S *	5/2006	Friel, Sr.	D8/91					604/167.01
D589,617 S *	3/2009	Carter	A61B 17/0218	2015/0141938 A1 *	5/2015	Pravongviengkham	A61B 17/3494
				D24/146					604/264
D617,458 S *	6/2010	Frey	D24/138	2017/0007296 A1 *	1/2017	Dannaher	A61B 17/34
8,048,027 B2 *	11/2011	Davis	A61B 17/3494	2017/0281154 A1 *	10/2017	Hess	A61B 17/3417
				604/99.01	2018/0008313 A1 *	1/2018	Augelli	A61B 17/3421
D665,906 S *	8/2012	Leidolt	A61B 90/30	2018/0228510 A1 *	8/2018	Holsten	A61B 17/3462
				D24/138	2019/0090905 A1 *	3/2019	Hall	A61B 17/3474
8,430,851 B2 *	4/2013	McGinley	A61B 17/3423	2019/0099201 A1 *	4/2019	Morgan	A61B 17/3417
				604/167.06	2019/0099202 A1 *	4/2019	Morgan	A61B 17/3462
9,017,252 B2 *	4/2015	Kleyman	A61B 17/3423	2019/0216498 A1 *	7/2019	Maddur	A61B 17/3496
				600/208	2020/0352601 A1 *	11/2020	Ebersole	A61B 17/3462
9,131,958 B2 *	9/2015	Lunn	A61B 17/3462	2021/0100964 A1 *	4/2021	Geisz	A61B 17/3417
9,320,541 B2 *	4/2016	Smith	A61B 17/3496	2021/0106357 A1 *	4/2021	Pilletere	A61B 17/3498
9,402,611 B2 *	8/2016	Smith	A61B 17/0218	2021/0338276 A1 *	11/2021	Scott	A61B 17/3415
9,545,248 B2 *	1/2017	Taylor	A61B 17/3417	2021/0338371 A1 *	11/2021	Harris	A61B 17/3417
					2021/0346056 A1 *	11/2021	George	A61B 17/3498
					2021/0346122 A1 *	11/2021	Baril	A61B 90/70

* cited by examiner

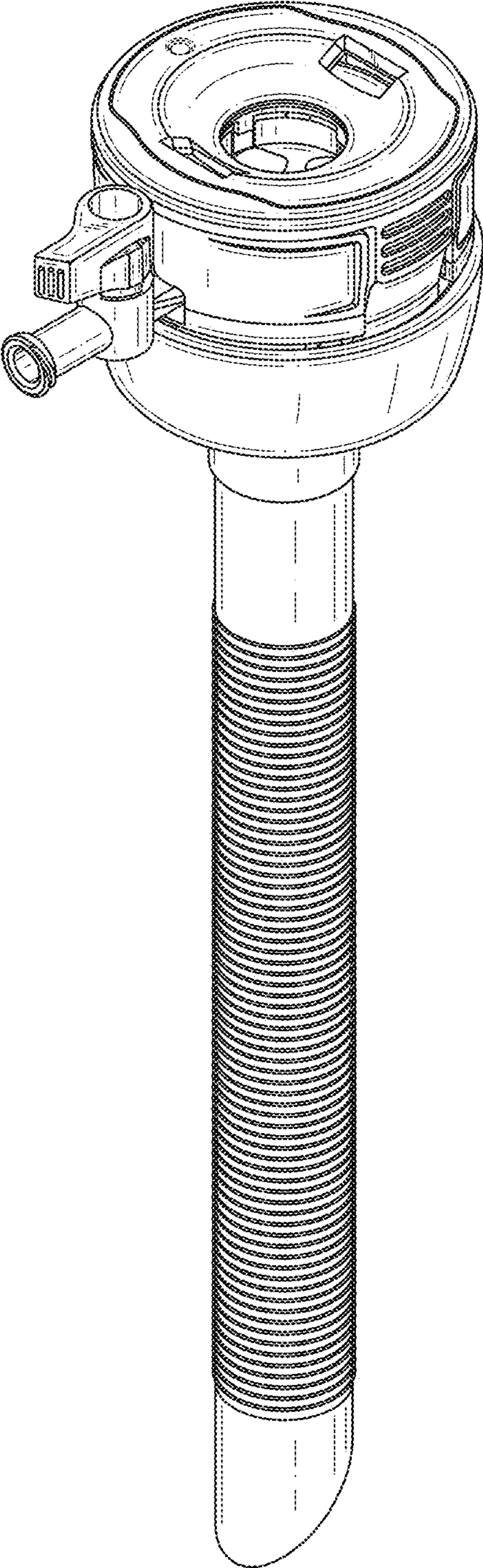


FIG. 1

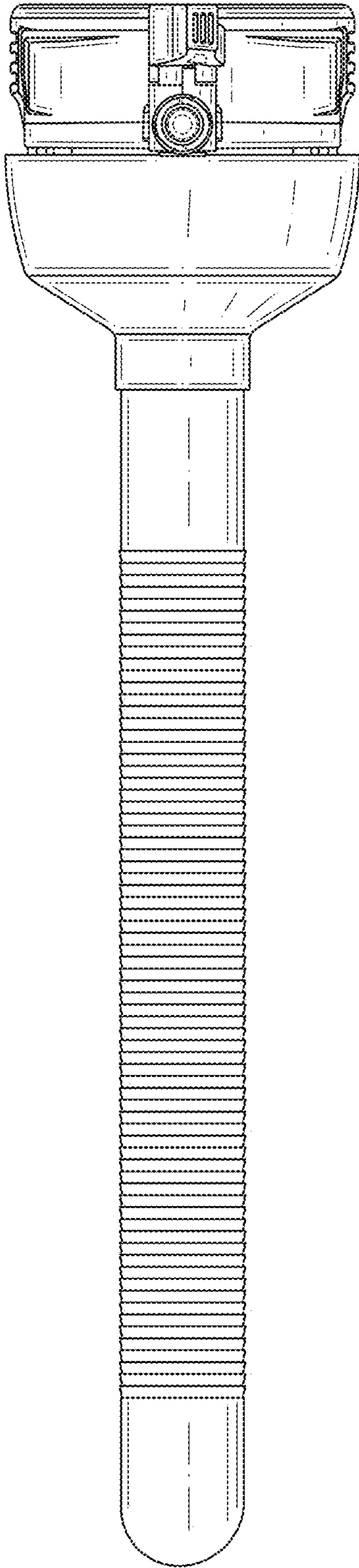


FIG. 2

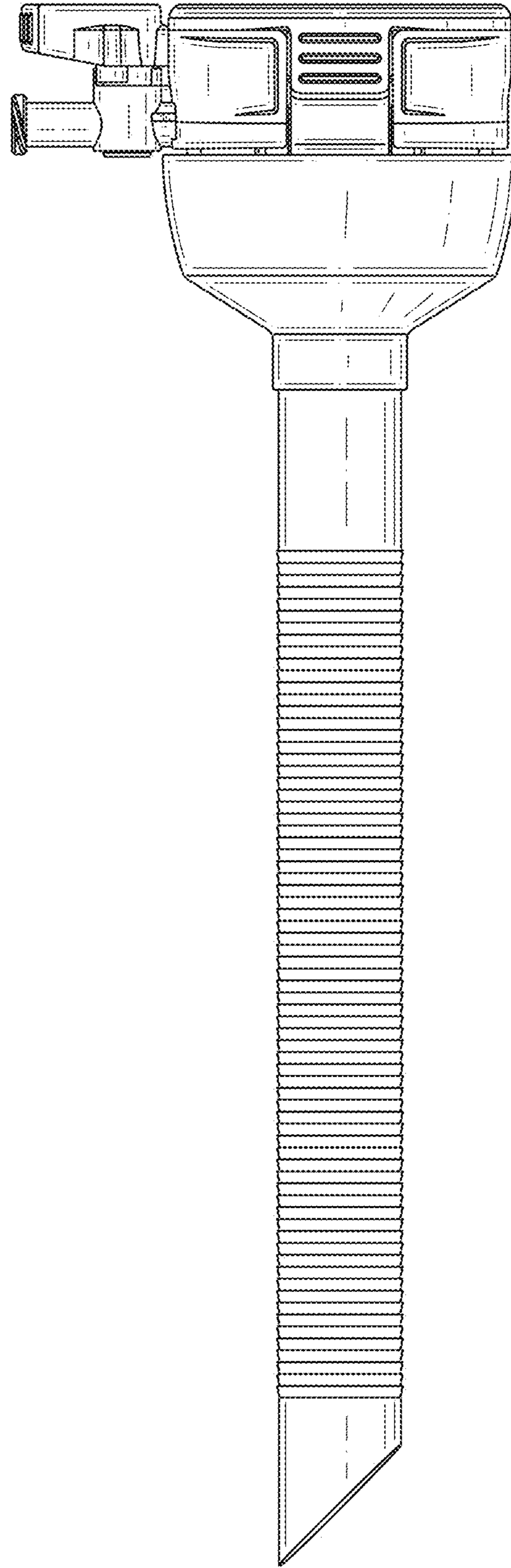


FIG. 3

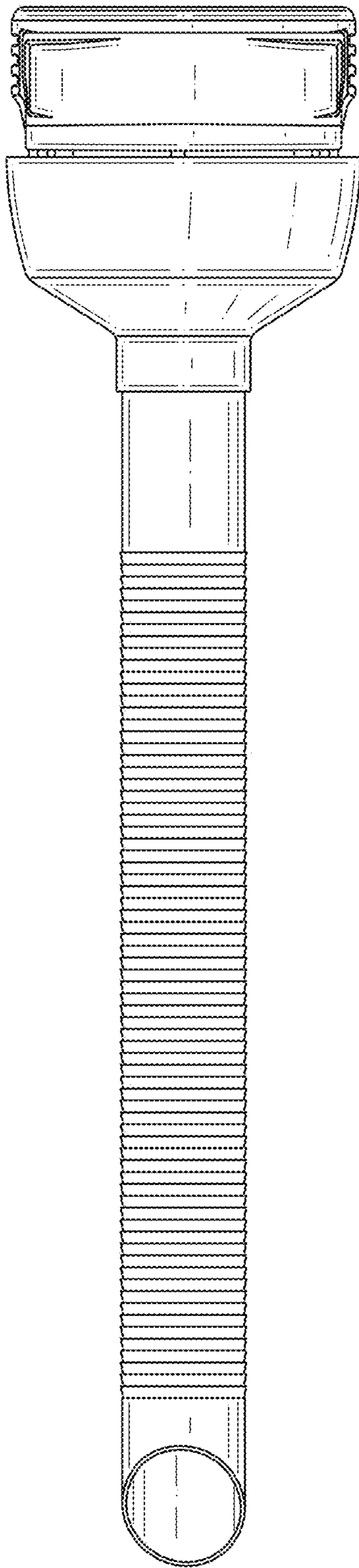


FIG. 4

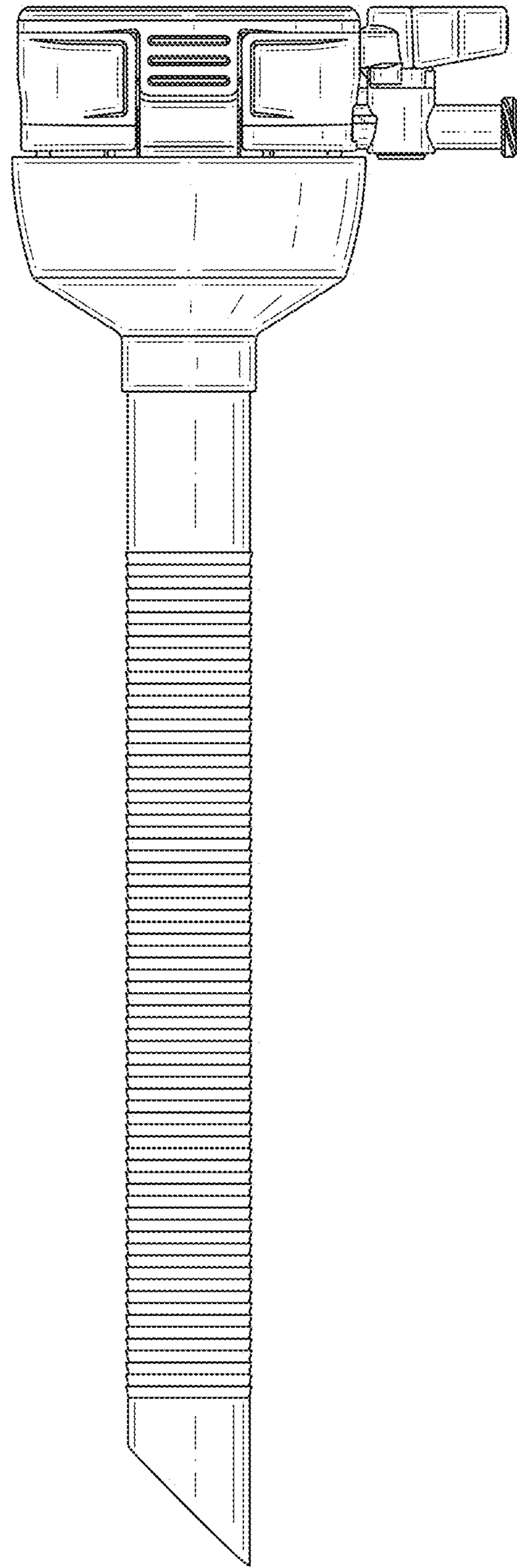


FIG. 5

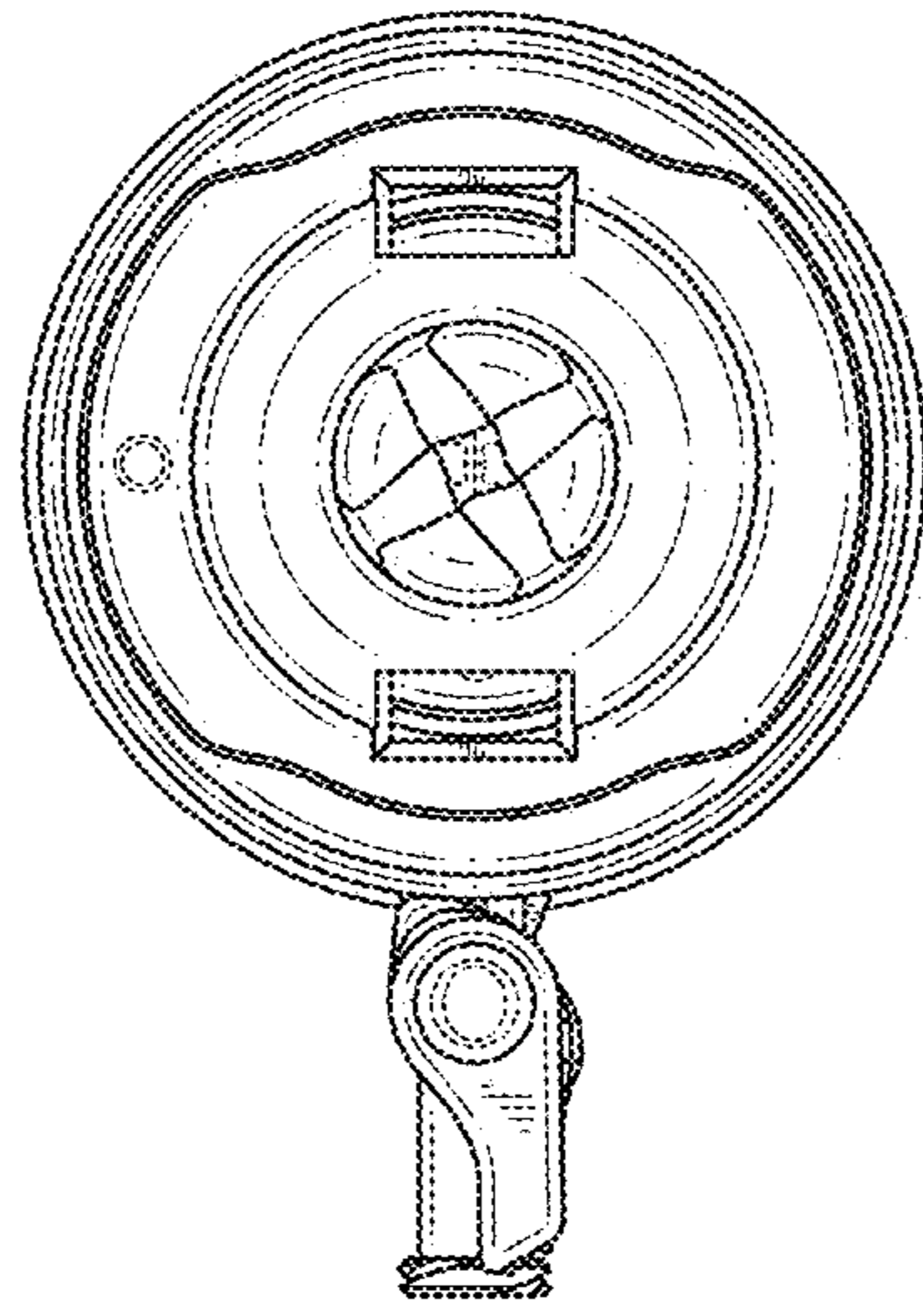


FIG. 6

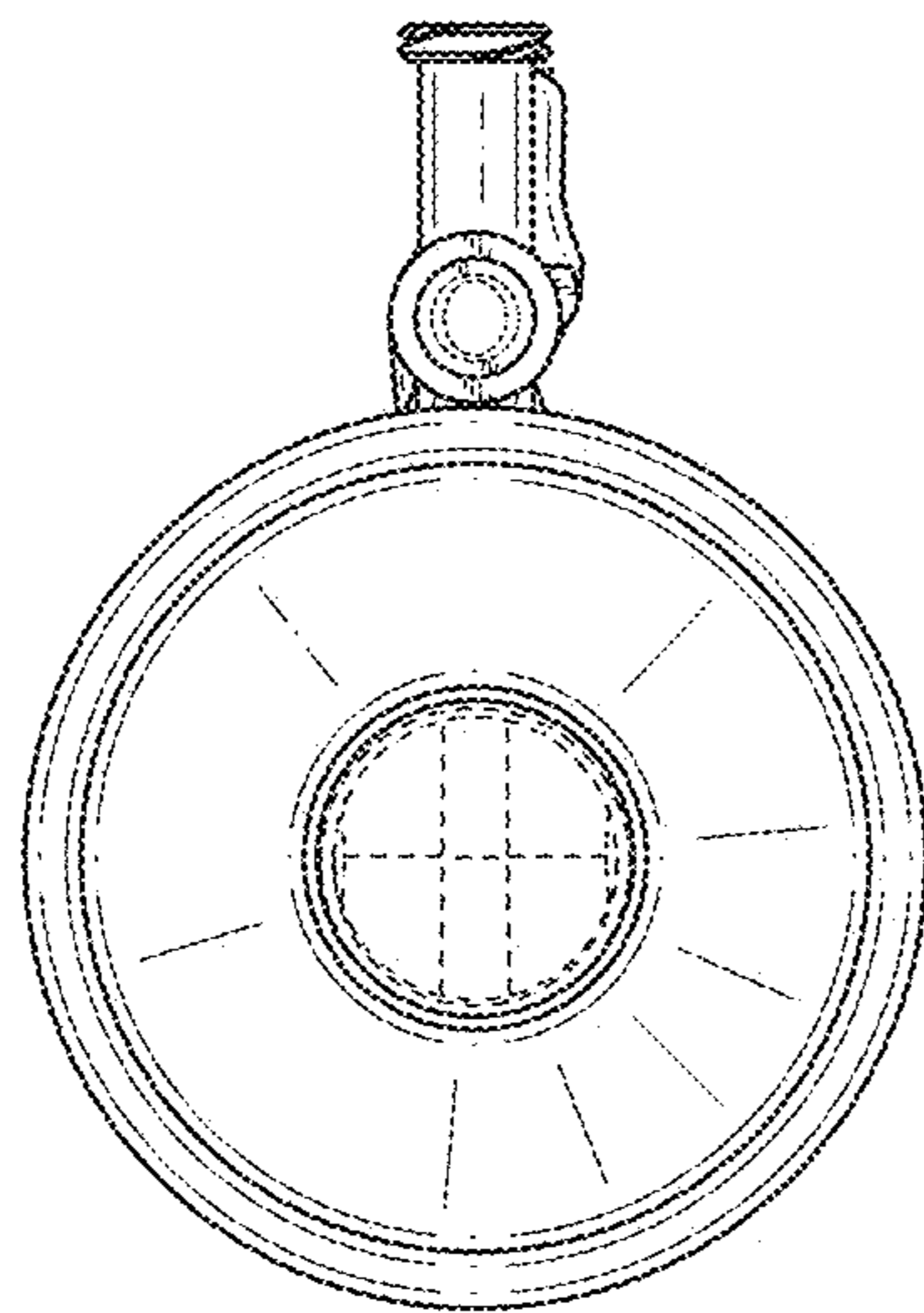


FIG. 7