



US00D958332S

(12) **United States Design Patent**
Ukita et al.

(10) **Patent No.:** **US D958,332 S**
(45) **Date of Patent:** **** Jul. 19, 2022**

(54) **COTTON SWABS FOR MEDICAL INSTRUMENTS**
(71) Applicant: **JMS CO., LTD.**, Hiroshima (JP)
(72) Inventors: **Junji Ukita**, Hiroshima (JP); **Yasumasa Uehara**, Hiroshima (JP)

D641,865 S * 7/2011 Phillips D24/119
D705,426 S * 5/2014 Fiorina D24/152
D721,802 S * 1/2015 Ohashi D24/113
D779,654 S * 2/2017 Pourbaba D24/119
10,548,376 B2 * 2/2020 Reil A61B 17/00
10,798,999 B2 * 10/2020 Reil A44C 7/001

(Continued)

(73) Assignee: **JMS CO., LTD.**, Hiroshima (JP)
(**) Term: **15 Years**

Primary Examiner — Samantha Q Lawrence
(74) *Attorney, Agent, or Firm* — Muncy, Geissler, Olds & Lowe, P.C.

(21) Appl. No.: **29/729,731**

(57) **CLAIM**

(22) Filed: **Mar. 30, 2020**

The ornamental design for cotton swabs for medical instruments, as shown and described.

(30) **Foreign Application Priority Data**

DESCRIPTION

Oct. 15, 2019 (JP) 2019-023032

(51) **LOC (13) Cl.** **24-02**

(52) **U.S. Cl.**
USPC **D24/119**

(58) **Field of Classification Search**
USPC D24/100, 105, 107, 108, 110, 111, 112, D24/113, 114, 115, 116, 117, 118, 119, D24/140, 141, 144, 146, 147, 223, 224, D24/228, 133, 184, 186, 200, 214; D28/7
CPC A61F 11/006; A61F 13/38; A61F 13/15; A61F 13/64; A61F 13/467; A61F 13/5611; A61F 13/4704; A61F 13/5616; A61F 13/4758; A61F 13/472; A61B 2017/246; A61B 17/1615; A61B 17/1697; A61B 2018/0231; A61B 18/2018; A61M 2210/0662; A61C 19/04; B01L 2300/0825; B01L 3/5023; B01L 3/5209; C12M 1/30; G01N 33/5302

FIG. 1 is a perspective view of cotton swabs for medical instruments showing my/our new design; FIG. 2 is another perspective view thereof; FIG. 3 is a front elevational view thereof; FIG. 4 is a rear elevational view thereof; FIG. 5 is a left side view thereof; FIG. 6 is a right side view thereof; FIG. 7 is a top plan view thereof; FIG. 8 is a bottom plan view; FIG. 9 is a cross-sectional view taken along line 9-9 of FIG. 3; FIG. 10 is an enlarged partial cross-sectional view taken along line 10-10 of FIG. 9; and, FIG. 11 is another enlarged partial cross-sectional view taken along line 11-11 of FIG. 9.

See application file for complete search history.

The broken lines illustrate portions of the cotton swabs for medical instruments which form no part of the claimed design.

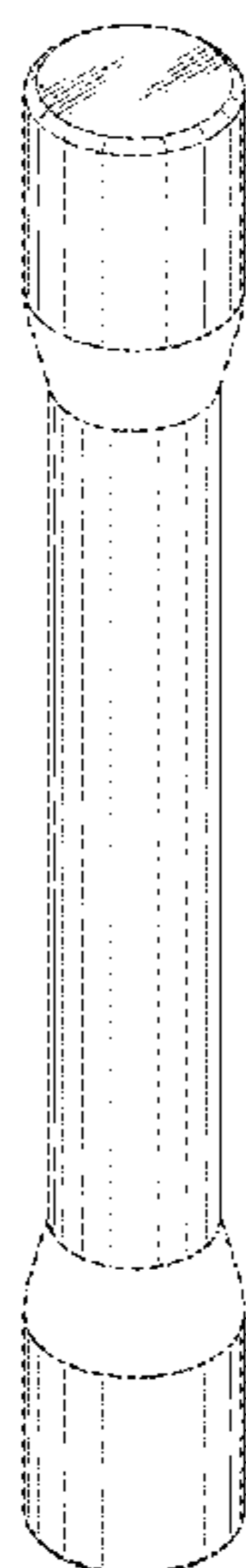
(56) **References Cited**

The dash-dot-dash-dot broken lines are boundary lines and define the bounds of the claimed design. The claimed design extends to the boundary lines but does not include the boundary lines.

U.S. PATENT DOCUMENTS

D470,240 S * 2/2003 Niedbala D24/223
D614,292 S * 4/2010 Anderson D24/119

1 Claim, 11 Drawing Sheets



(56)

References Cited

U.S. PATENT DOCUMENTS

D901,036	S	*	11/2020	Wahba	D24/224
D914,202	S	*	3/2021	Choate	D24/119
D928,309	S	*	8/2021	Aagaard	D28/7
D942,000	S	*	1/2022	Huxel	D24/119
D944,987	S	*	3/2022	Wang	D24/151
2011/0150558	A1	*	6/2011	Bissah	A61F 15/001 401/262

* cited by examiner




FIG.1




FIG.2




FIG. 3

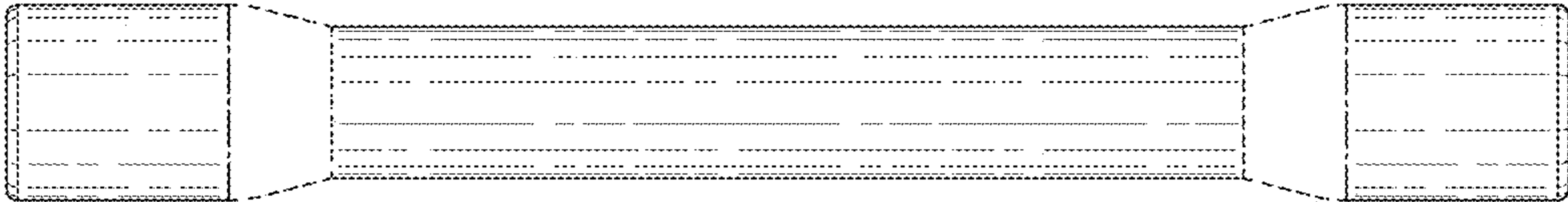


FIG.4




FIG.5

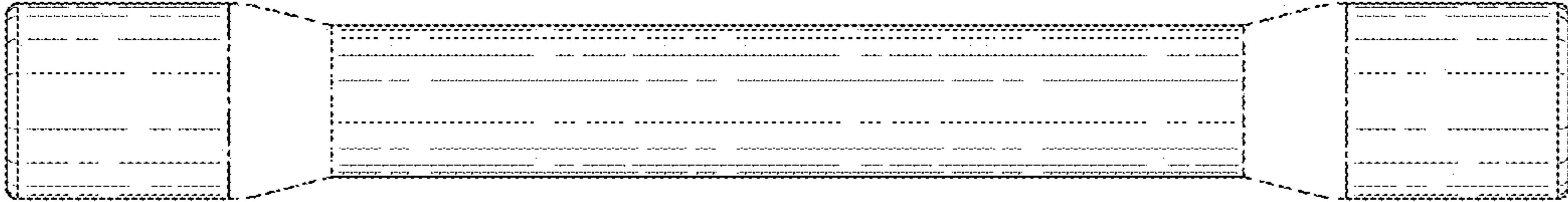


FIG.6

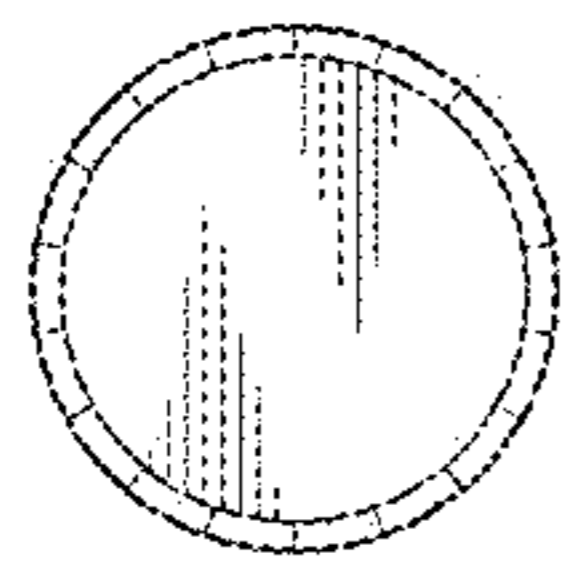


FIG.7

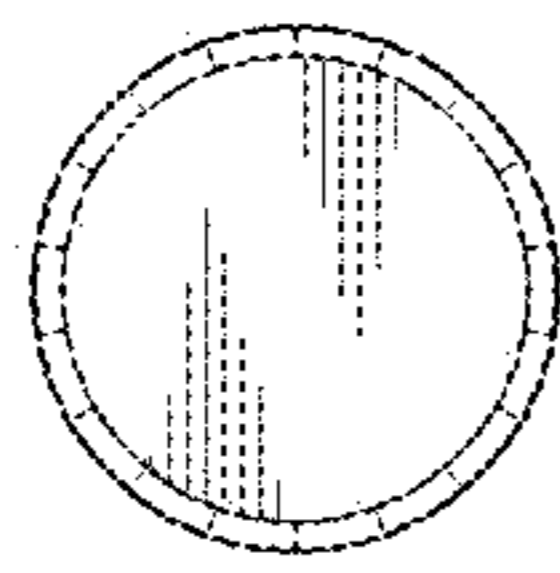


FIG. 8

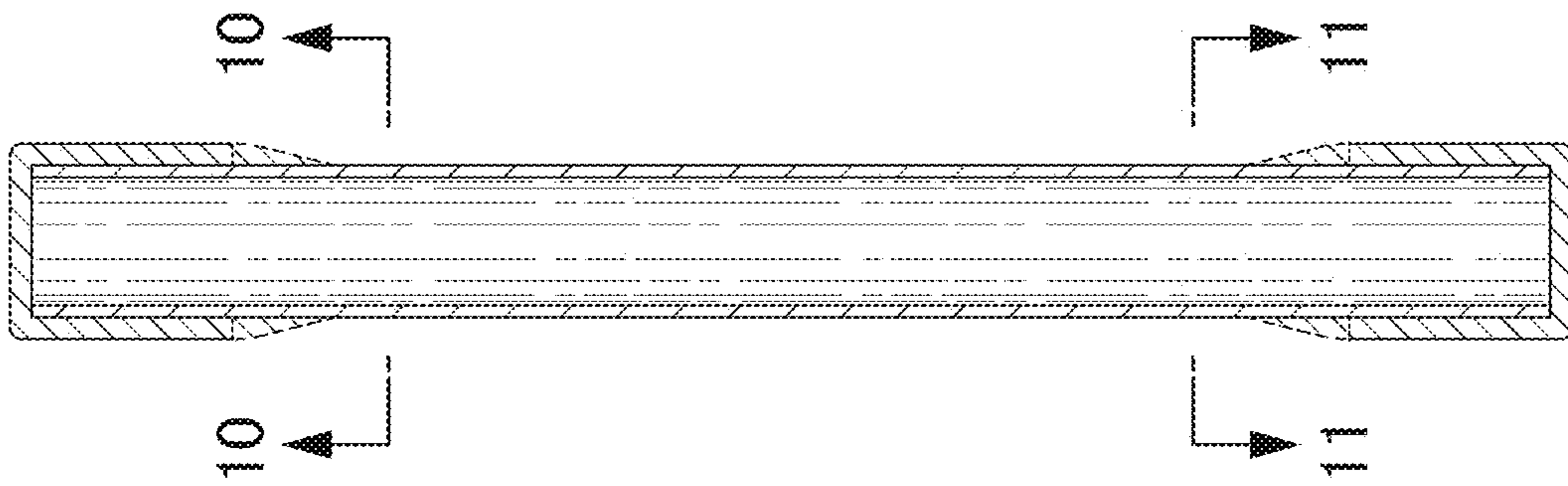


FIG.9

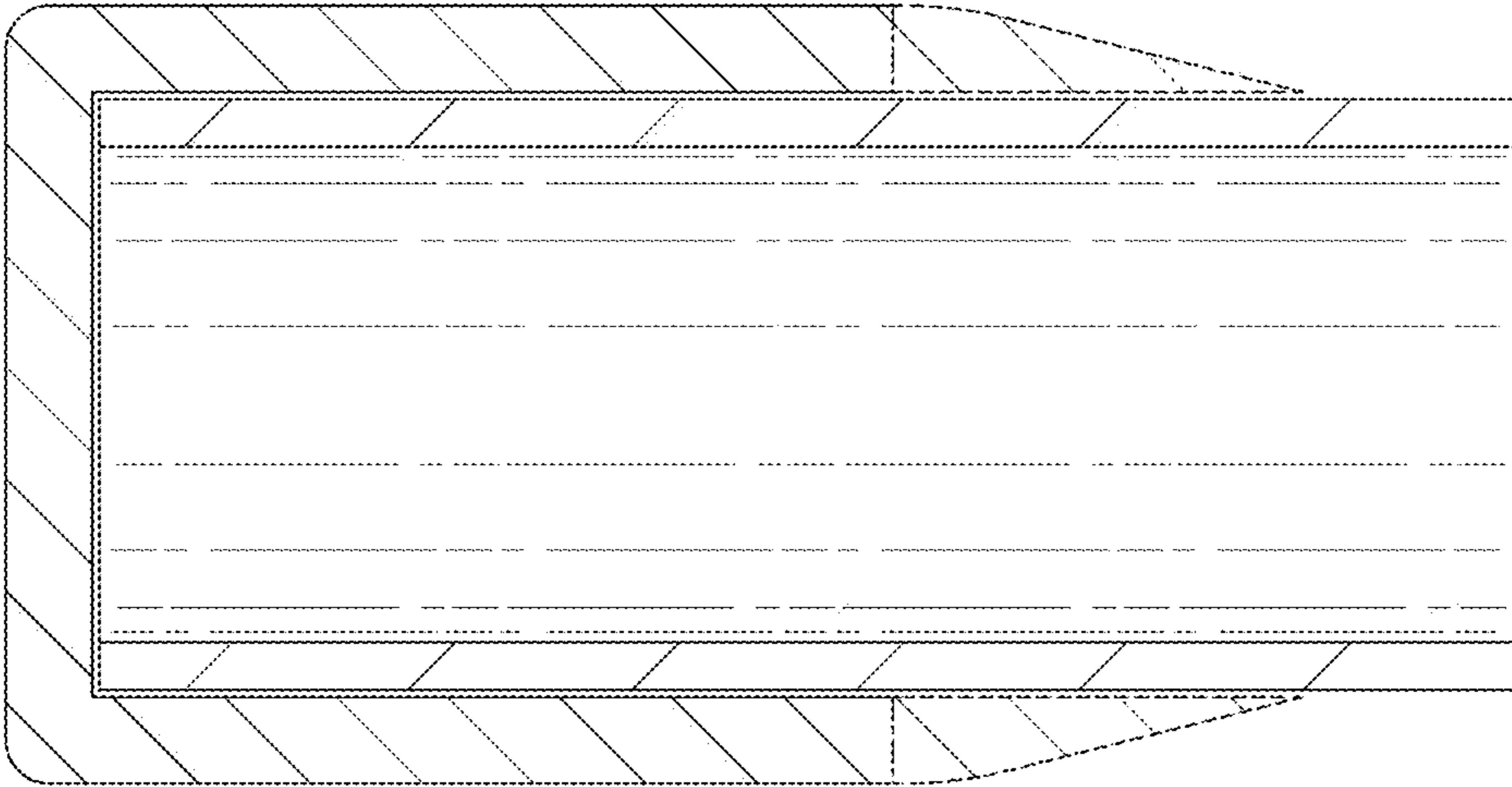


FIG.10

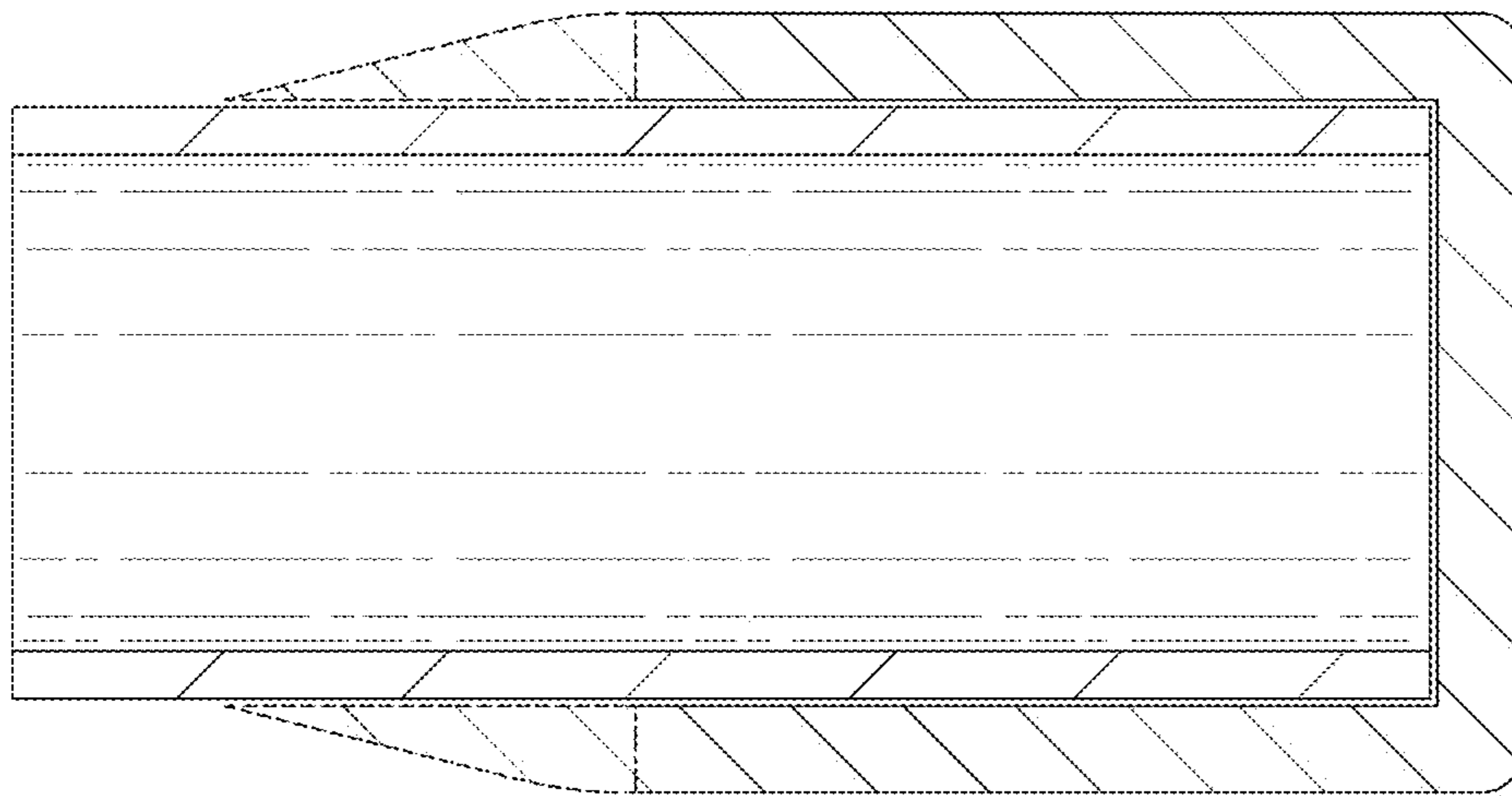


FIG.11