



US00D958304S

(12) **United States Design Patent** (10) **Patent No.:** **US D958,304 S**  
**Smith** (45) **Date of Patent:** **\*\* Jul. 19, 2022**

(54) **LIQUID TIGHT NON-METALLIC CONNECTOR**  
(71) Applicant: **Bridgeport Fittings, LLC**, Stratford, CT (US)  
(72) Inventor: **Lawrence J. Smith**, Stamford, CT (US)  
(73) Assignee: **Bridgeport Fittings, LLC**, Stratford, CT (US)

6,585,297 B2 \* 7/2003 Mullen, Jr. .... F16L 25/0036  
285/149.1  
7,429,064 B2 9/2008 Topolsek et al.  
D593,652 S \* 6/2009 Thomas ..... D23/303  
D617,286 S \* 6/2010 Montena ..... D13/154  
8,303,000 B2 \* 11/2012 Liu ..... F16L 37/42  
285/277  
D674,058 S \* 1/2013 Yu ..... D23/262  
D709,996 S \* 7/2014 Yu ..... D23/262  
D716,916 S \* 11/2014 Snow ..... D23/262  
D736,915 S \* 8/2015 Schultz ..... D24/129  
9,490,619 B2 \* 11/2016 Smith ..... H02G 3/088

(\*\*) Term: **15 Years**

(21) Appl. No.: **29/772,459**

(22) Filed: **Mar. 2, 2021**

(51) **LOC (13) Cl.** ..... **23-01**

(52) **U.S. Cl.**  
USPC ..... **D23/262**

(58) **Field of Classification Search**  
USPC ..... 137/515, 798; 285/308, 148.14, 148.21, 285/268, 148.2, 179, 83, 275, 277, 332, 285/151.1; D23/259, 263–265, 233–237, D23/203, 213, 234–237, 258; D24/129, D24/108, 112, 127; D8/14.1, 45, 382; D13/154–156  
CPC ... F16L 37/0985; F16L 33/30; F16L 55/1157; F16L 33/227; F16L 37/091; F16L 33/22; H02G 3/0691; H02G 3/081  
See application file for complete search history.

(56) **References Cited**

**U.S. PATENT DOCUMENTS**

3,902,743 A \* 9/1975 Martin ..... F16L 55/00  
285/39  
4,685,706 A \* 8/1987 Kowal ..... F16L 37/0925  
285/322  
6,044,868 A \* 4/2000 Gretz ..... F16L 31/02  
138/109  
6,538,201 B1 \* 3/2003 Gretz ..... H02G 3/0691  
16/2.1

**FOREIGN PATENT DOCUMENTS**

CA 2543186 C 7/2014

**OTHER PUBLICATIONS**

Southwire 3/4in. Liquid tight Connector; Amazon First Available Date Feb. 8, 2019; Visited Online Jan. 10, 2021; <https://www.amazon.com/Southwire-3-4-in-Liquid-Tight-Connector/dp/B074PDG5TY> (Year: 2019).\*

(Continued)

*Primary Examiner* — Amy C Wierenga  
(74) *Attorney, Agent, or Firm* — Ware, Fressola, Maguire & Barber LLP

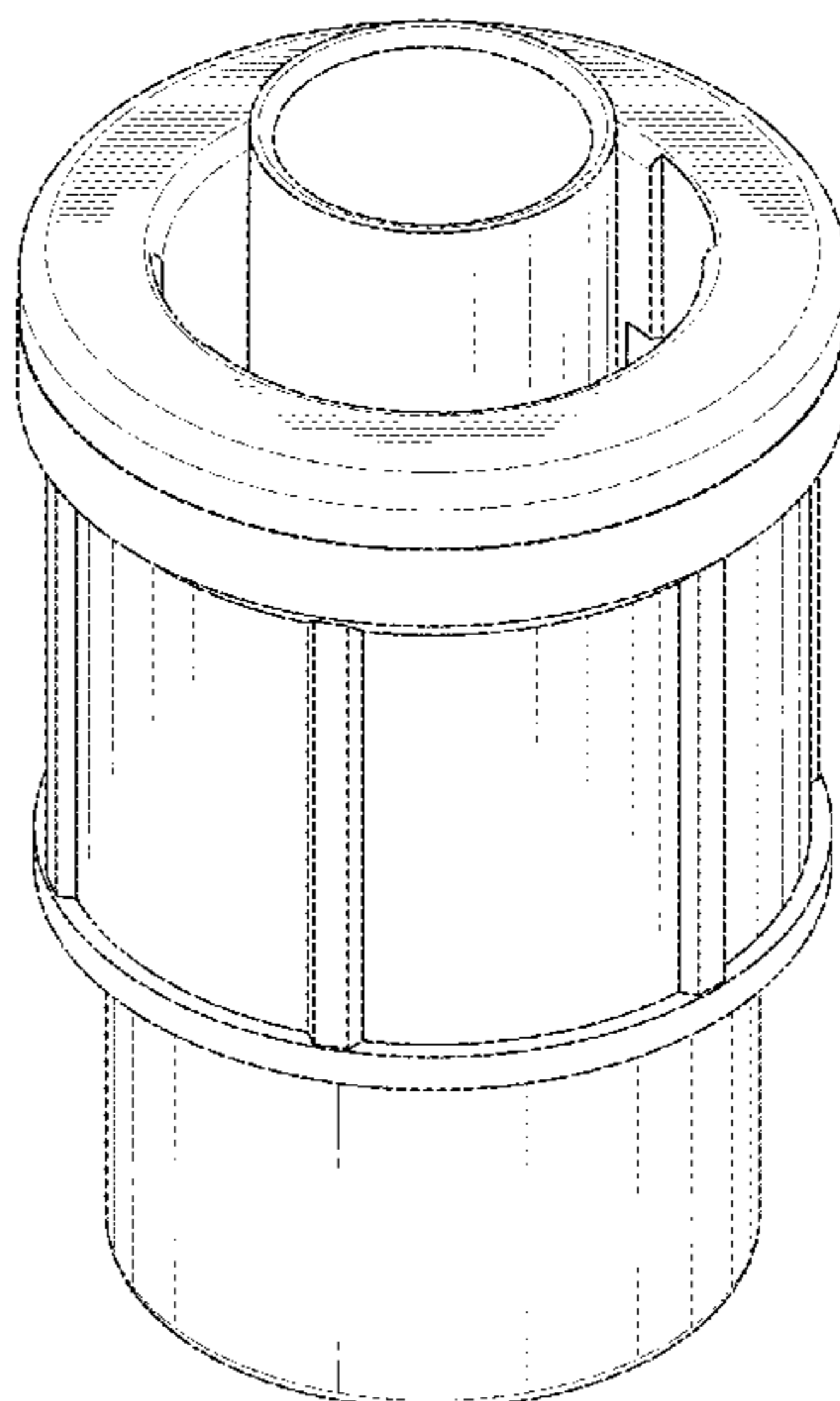
(57) **CLAIM**

The ornamental design for a liquid tight non-metallic connector, as shown and described.

**DESCRIPTION**

FIG. 1 is a perspective view of a liquid tight non-metallic connector of my design;  
FIG. 2 is a side view thereof;  
FIG. 3 is a top view thereof;  
FIG. 4 is a bottom view thereof;  
FIG. 5 is a top perspective view thereof; and,  
FIG. 6 is a bottom perspective view thereof.

**1 Claim, 6 Drawing Sheets**



(56)

**References Cited**

U.S. PATENT DOCUMENTS

9,707,386 B2 \* 7/2017 Snow ..... A61M 39/0606  
D884,888 S \* 5/2020 Doubet ..... A61M 39/10  
D24/129  
2010/0194100 A1 \* 8/2010 Koch ..... F16L 33/2076  
285/256  
2015/0123398 A1 \* 5/2015 Sanders ..... A61J 1/2058  
285/330  
2016/0273693 A1 \* 9/2016 Considine, Jr. .... F16L 37/133  
2019/0285216 A1 \* 9/2019 Lo ..... F16L 37/122  
2020/0256490 A1 \* 8/2020 Garceau ..... F16L 33/2073

OTHER PUBLICATIONS

Non-Metallic Liquid-Tight Push-On Connector; Copyright 2022  
Walmart.com; Visited Online Dec. 10, 2021; <https://www.walmart.com/ip/20-Pack-1-2-in-Non-Metallic-Liquid-Tight-Push-On-Connector/734179307> (Year: 2022).\*

\* cited by examiner

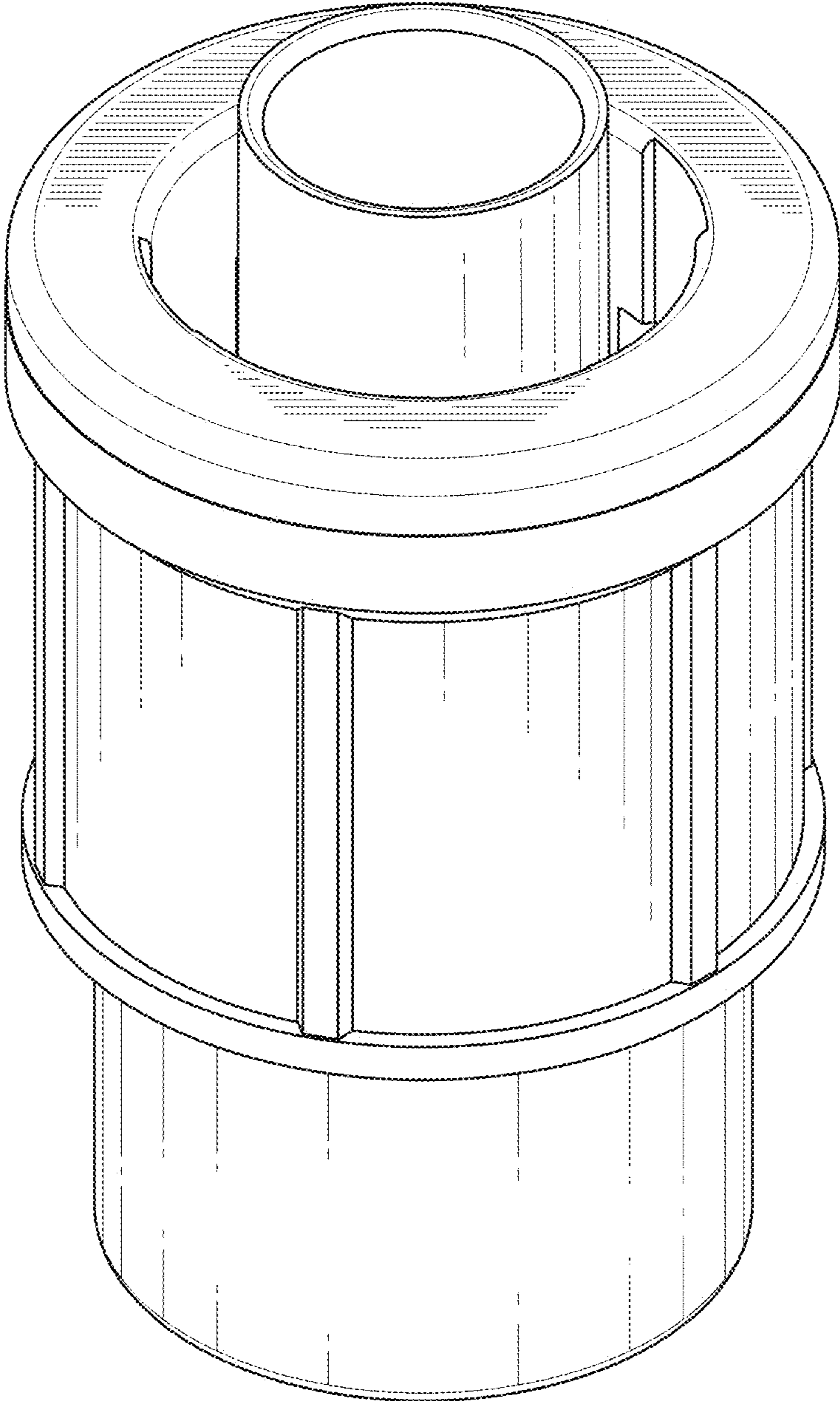


FIG. 1

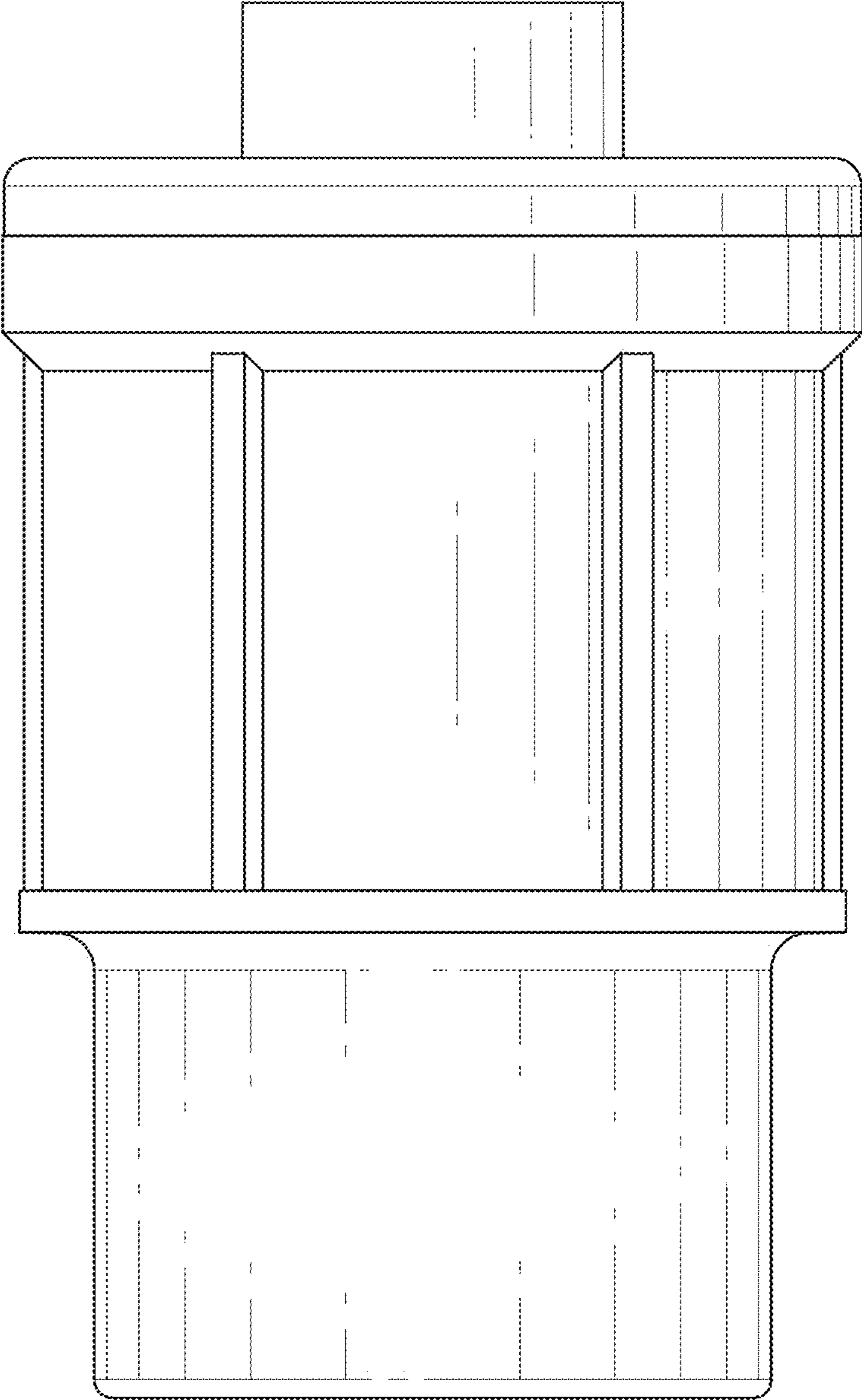


FIG. 2

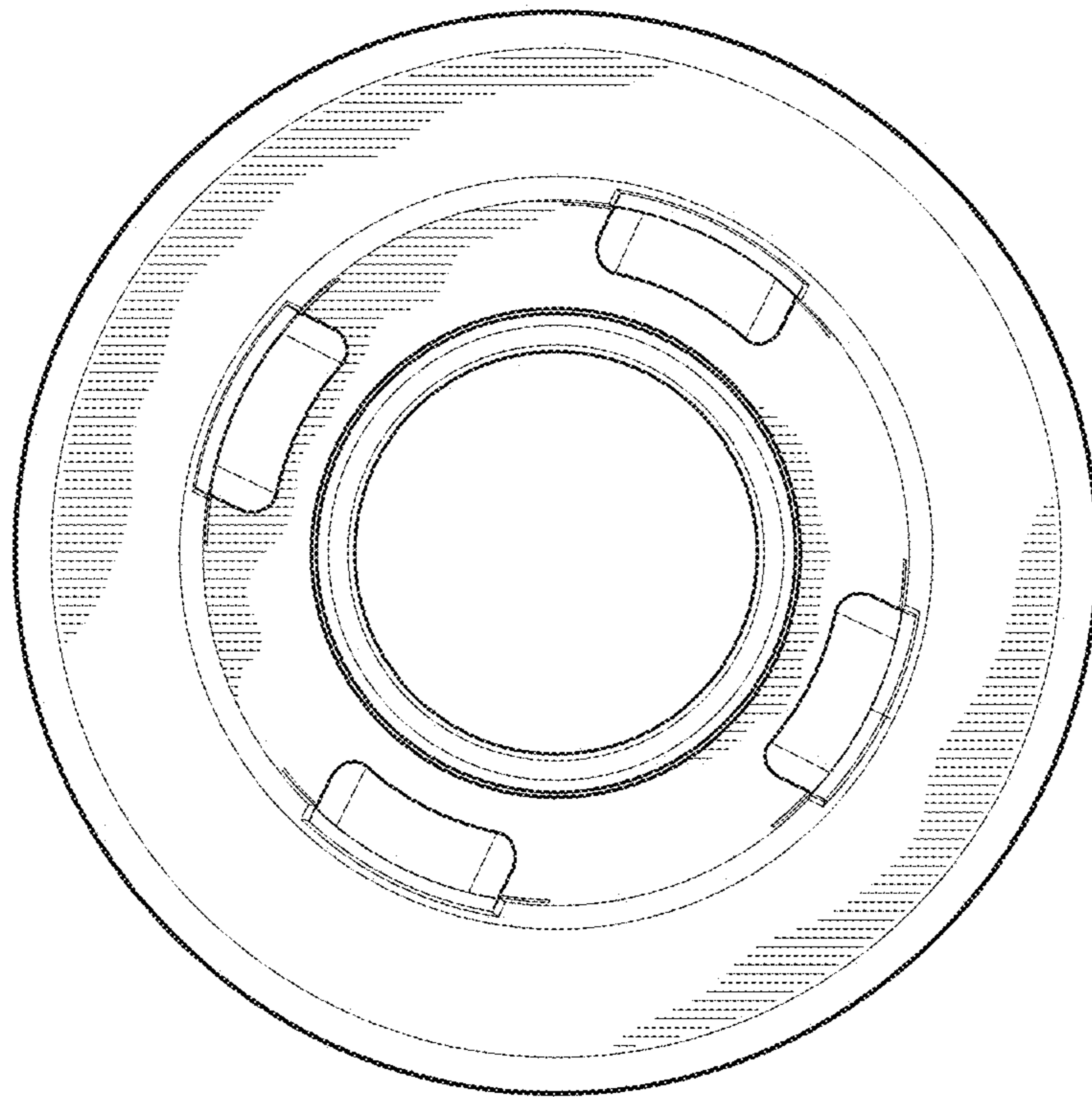


FIG. 3



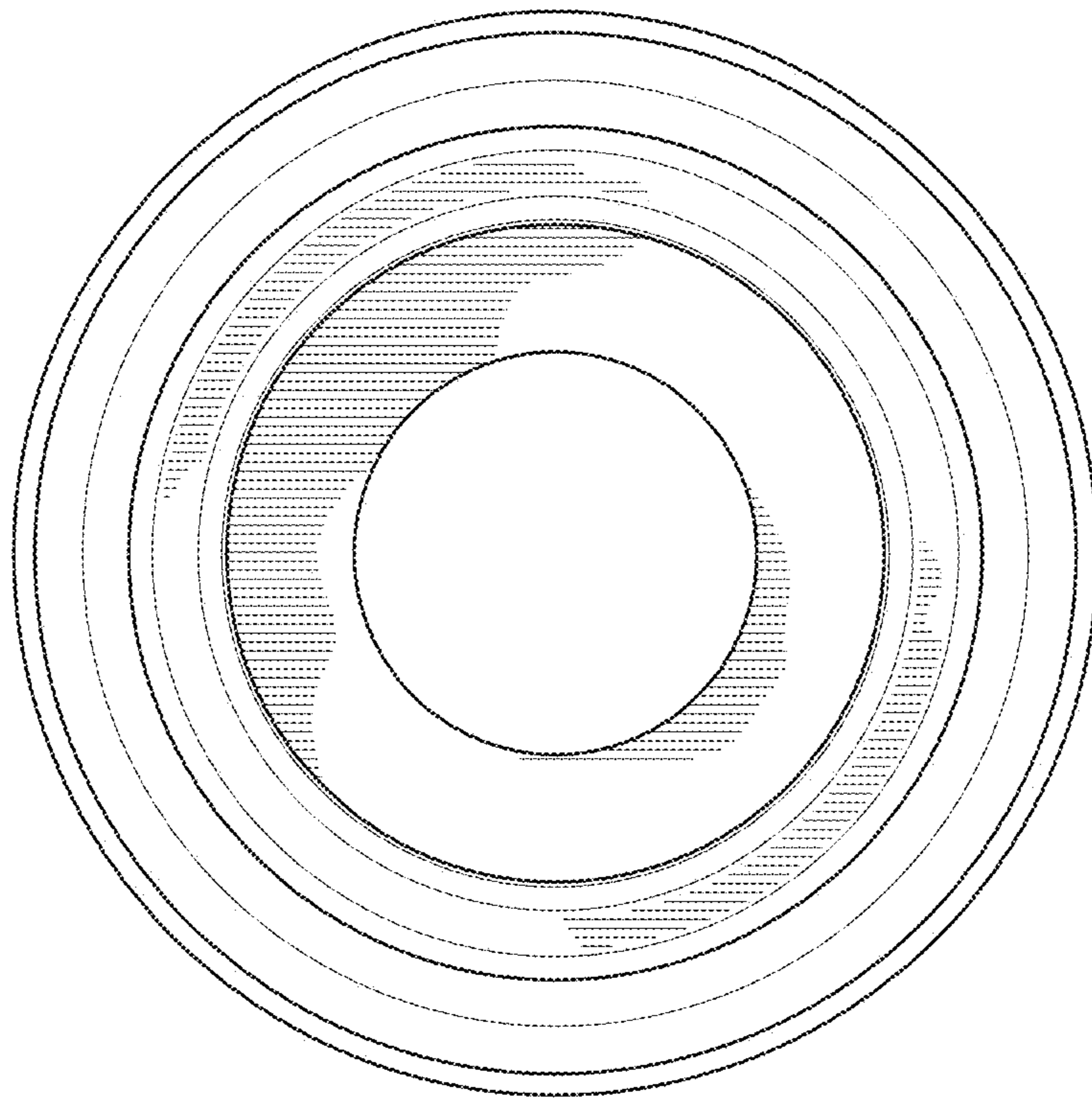


FIG. 4

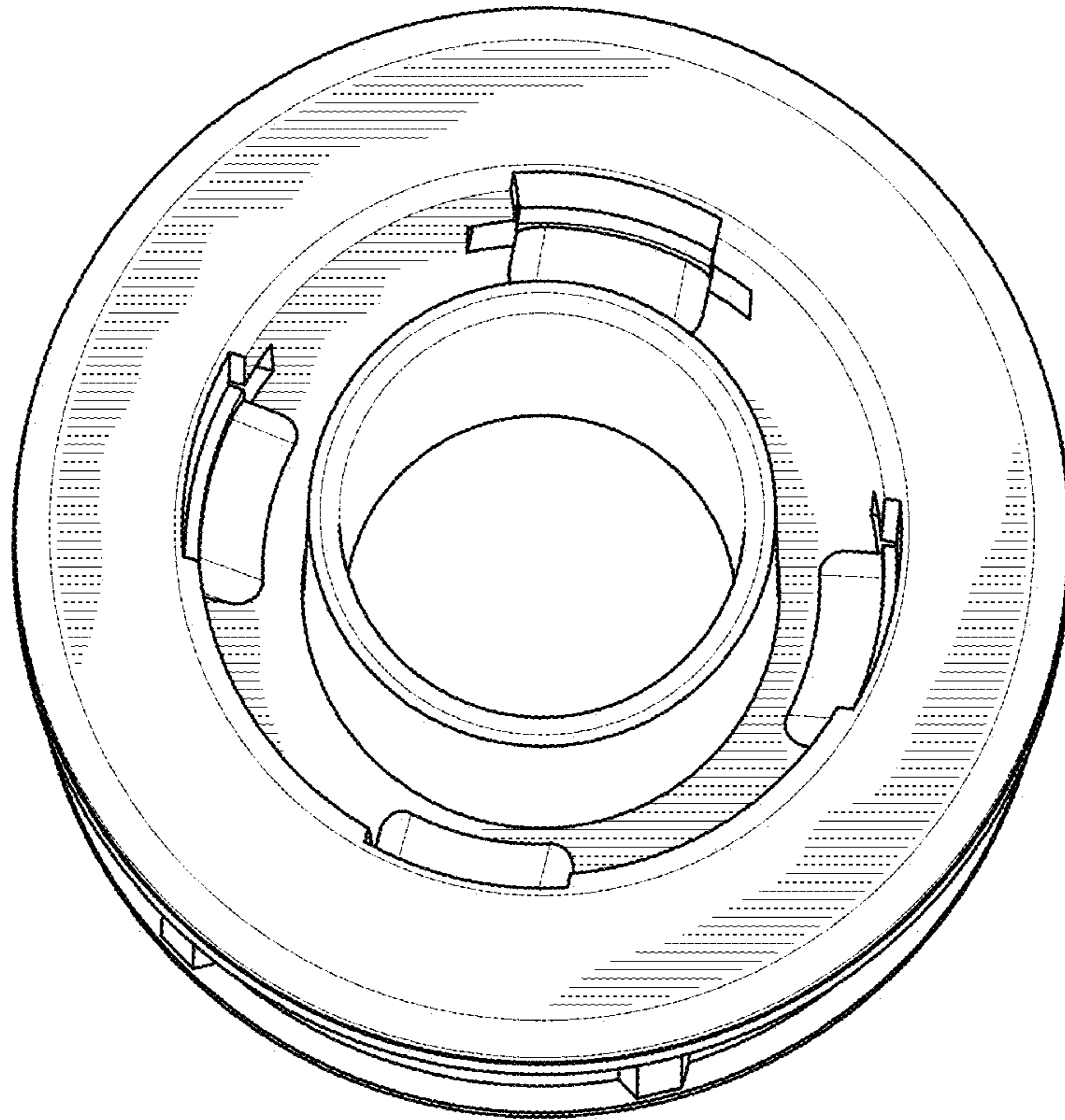


FIG. 5

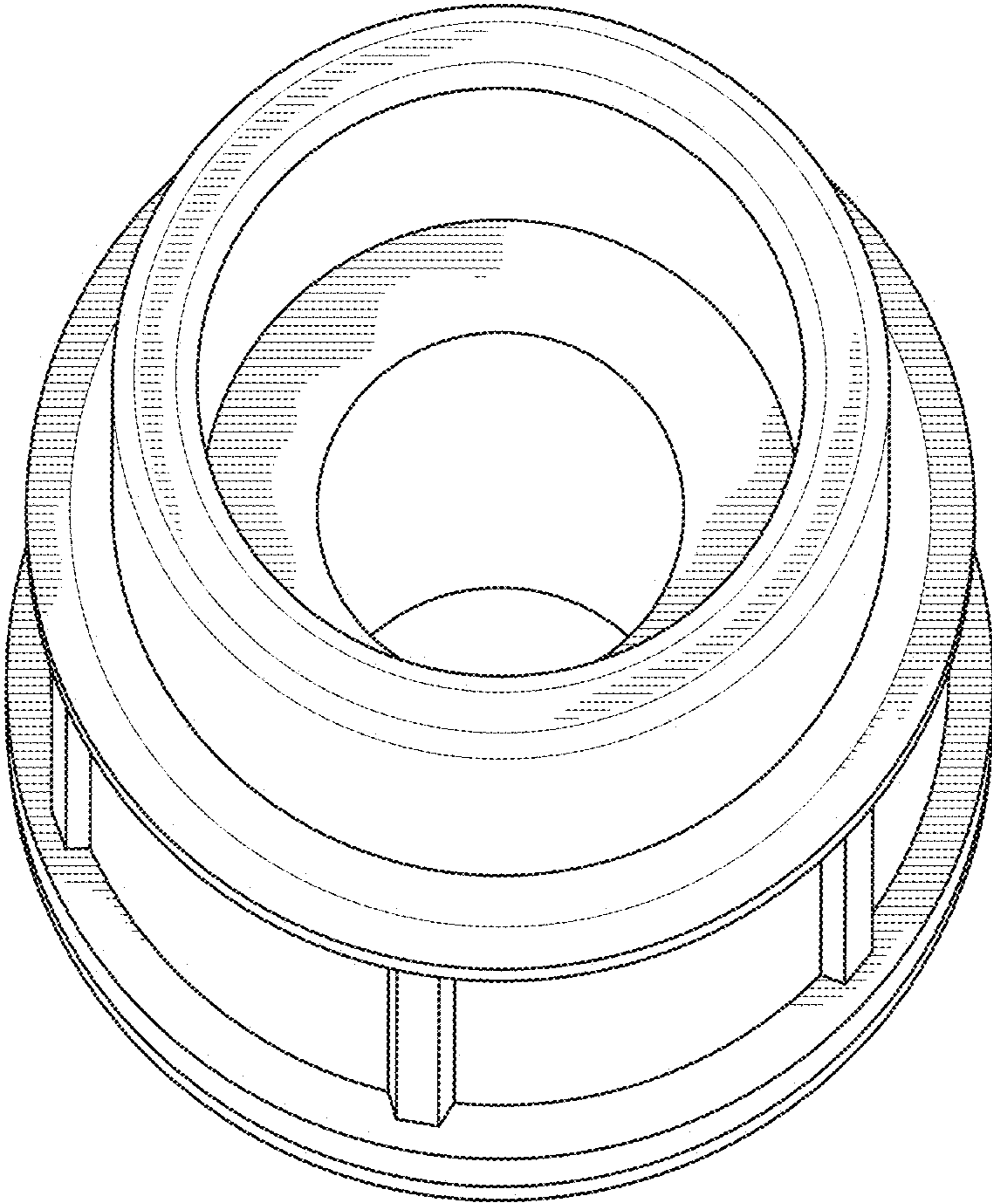


FIG. 6