



US00D958284S

(12) **United States Design Patent**
Dattner

(10) **Patent No.:** **US D958,284 S**
(45) **Date of Patent:** **** Jul. 19, 2022**

- (54) **CLIMBABLE PLAYGROUND STRUCTURE**
- (71) Applicant: **Richard Dattner**, New York, NY (US)
- (72) Inventor: **Richard Dattner**, New York, NY (US)
- (**) Term: **15 Years**
- (21) Appl. No.: **29/808,823**
- (22) Filed: **Sep. 23, 2021**
- (51) **LOC (13) Cl.** **21-03**
- (52) **U.S. Cl.**
USPC **D21/826**
- (58) **Field of Classification Search**
USPC D21/811, 814, 826–827
CPC . A63B 9/00; A63B 2009/006; A63B 2208/12;
A63B 17/00
See application file for complete search history.

- D615,607 S * 5/2010 Hwang D21/826
- D620,066 S * 7/2010 Kohler D21/826
- D632,355 S * 2/2011 Kohler D21/826
- 7,951,047 B2 * 5/2011 Kohler A63B 9/00
482/37
- 8,430,930 B2 * 4/2013 Hunt A61F 2/2803
623/17.11
- D729,334 S * 5/2015 Scott D21/826

(Continued)

Primary Examiner — Mitchell I. Siegel

(74) *Attorney, Agent, or Firm* — Hodgson Russ LLP

(57) **CLAIM**

The ornamental design for a climbable playground structure, as shown and described.

DESCRIPTION

FIG. 1 is a perspective view of a climbable playground structure comprised of six closed-loop tubes that is in keeping with the invention;

FIG. 2 is a plan view of the climbable playground structure of FIG. 1;

FIG. 3 is a front elevational view of the climbable playground structure of FIG. 1;

FIG. 4 is a perspective view of a pyramid comprised of four climbable playground structures (each as shown in FIG. 1), wherein adjacent structures have a common closed-loop tube;

FIG. 5 is a plan view of the pyramid depicted in FIG. 4;

FIG. 6 is a front elevational view of the pyramid depicted in FIG. 4 and FIG. 5;

FIG. 7 is a perspective view of another pyramid comprised of four climbable playground structures (each as shown in FIG. 1), wherein adjacent structures do not have a common closed-loop tube;

FIG. 8 is a plan view of the pyramid depicted in FIG. 7; and,

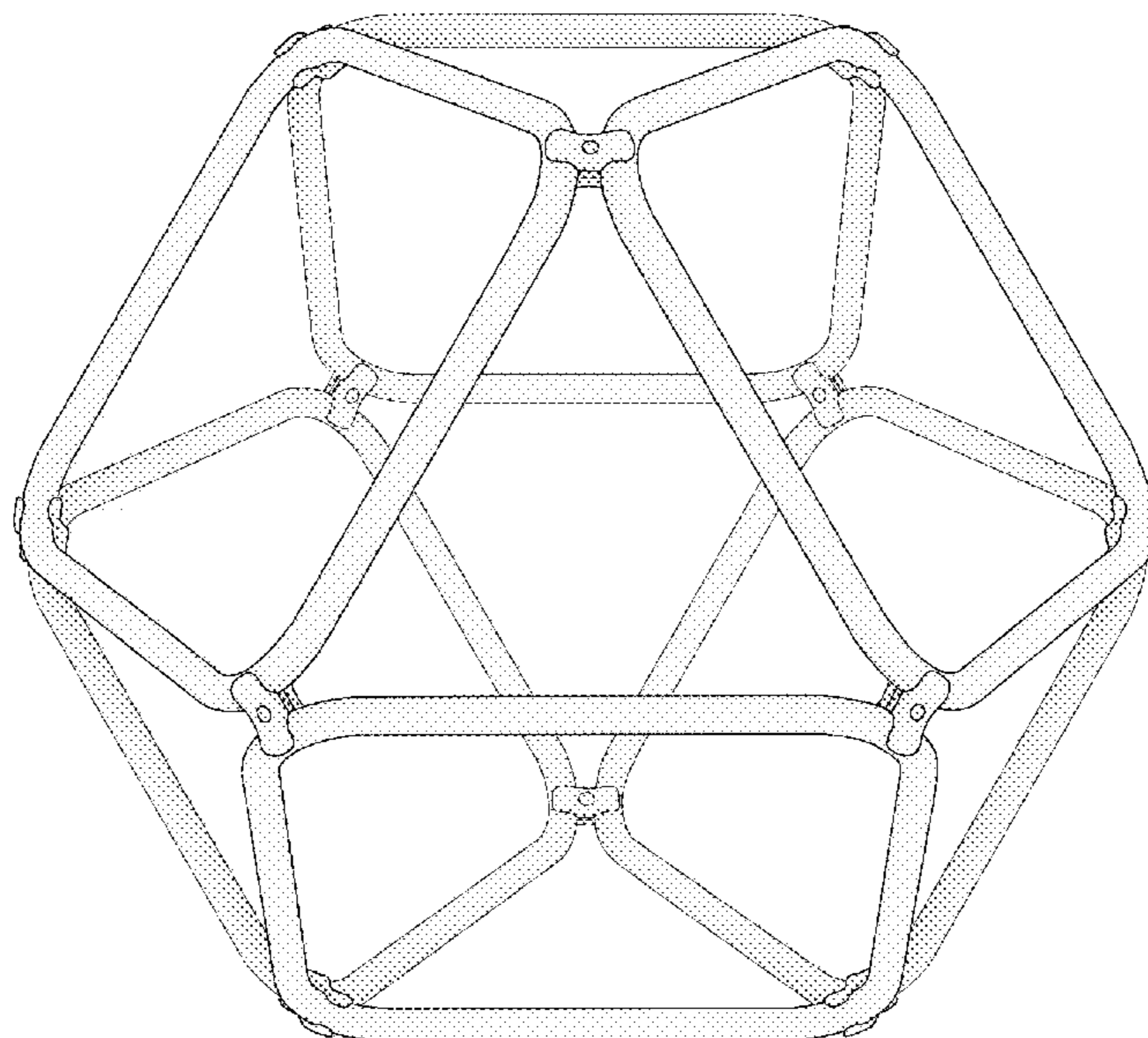
FIG. 9 is a front elevational view of the pyramid depicted in FIG. 7 and FIG. 8.

(56) **References Cited**

U.S. PATENT DOCUMENTS

- D184,197 S * 12/1958 Rosenzweig et al. D21/826
- 2,956,806 A * 10/1960 Routson A63B 9/00
D21/826
- 2,959,413 A * 11/1960 Rosenzweig A63B 9/00
D21/826
- D218,455 S * 8/1970 Dattner D21/826
- D218,456 S * 8/1970 Dattner D21/826
- D218,457 S * 8/1970 Dattner D21/826
- D218,459 S * 8/1970 Dattner D21/826
- D218,460 S * 8/1970 Dattner D21/826
- D218,765 S * 9/1970 Dattner D21/826
- 3,632,109 A * 1/1972 Dattner A63B 9/00
428/542.2
- 3,949,985 A * 4/1976 Stampfli A63B 9/00
482/35
- 4,097,043 A * 6/1978 Rudy A63B 9/00
403/172
- 5,265,395 A * 11/1993 Lalvani E04B 1/32
403/176
- D472,954 S * 4/2003 Kohler D21/826

1 Claim, 8 Drawing Sheets



(56)

References Cited

U.S. PATENT DOCUMENTS

D731,611 S * 6/2015 Klein D21/826
D835,223 S * 12/2018 Dattner D21/826
D844,731 S * 4/2019 Chin D21/826
10,443,233 B2 * 10/2019 von Gonten E04H 9/0215
D916,996 S * 4/2021 Scott D21/826
D916,997 S * 4/2021 Scott D21/827
D919,033 S * 5/2021 Scott D21/826
D919,733 S * 5/2021 Scott D21/826
11,045,678 B1 * 6/2021 Dattner A63G 31/00
2009/0286656 A1 * 11/2009 Okamoto A63B 19/04
482/78
2019/0032331 A1 * 1/2019 von Gonten E04B 1/1906
2021/0324940 A1 * 10/2021 Wuchterl F16G 11/02

* cited by examiner

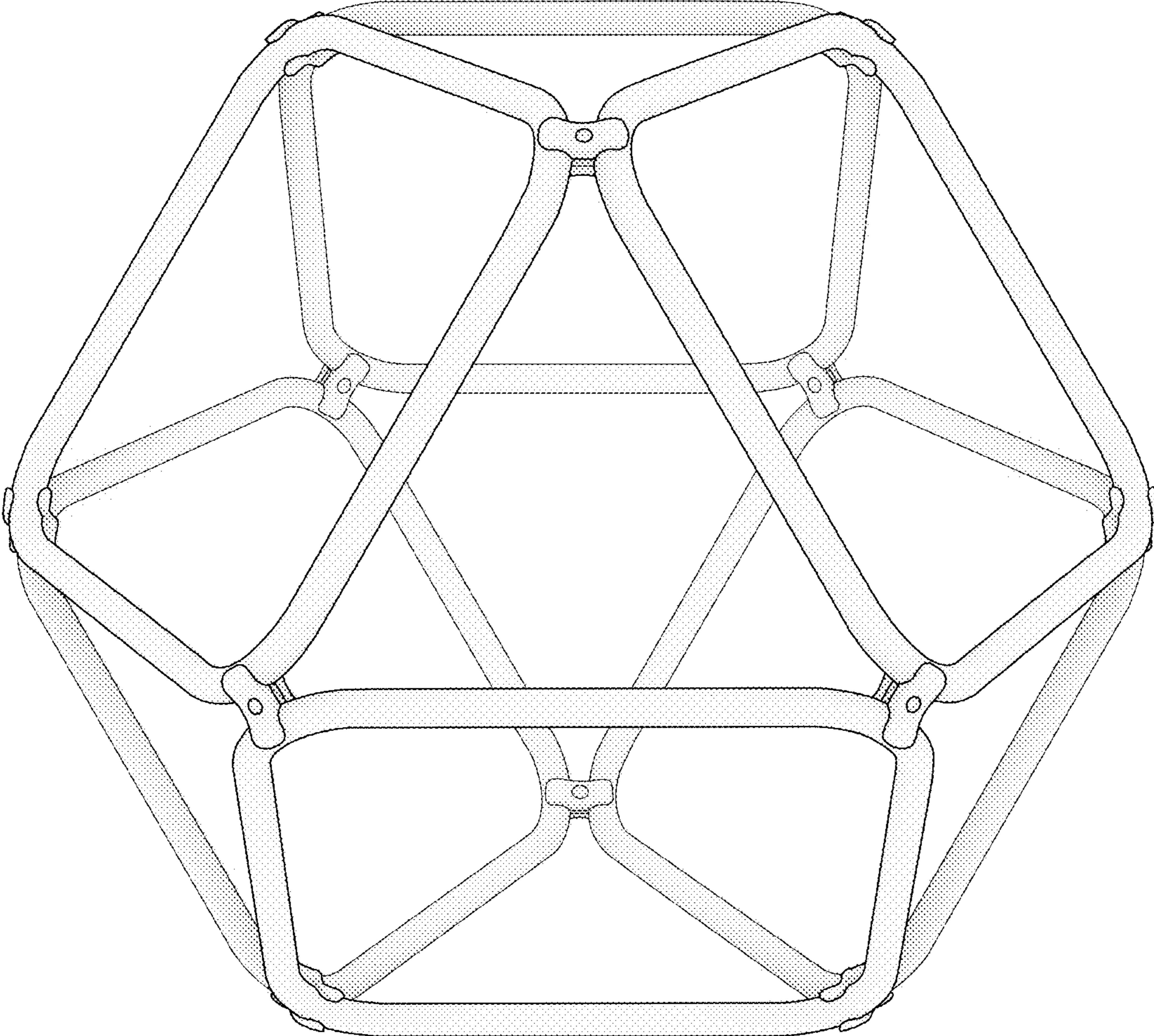


FIG. 1

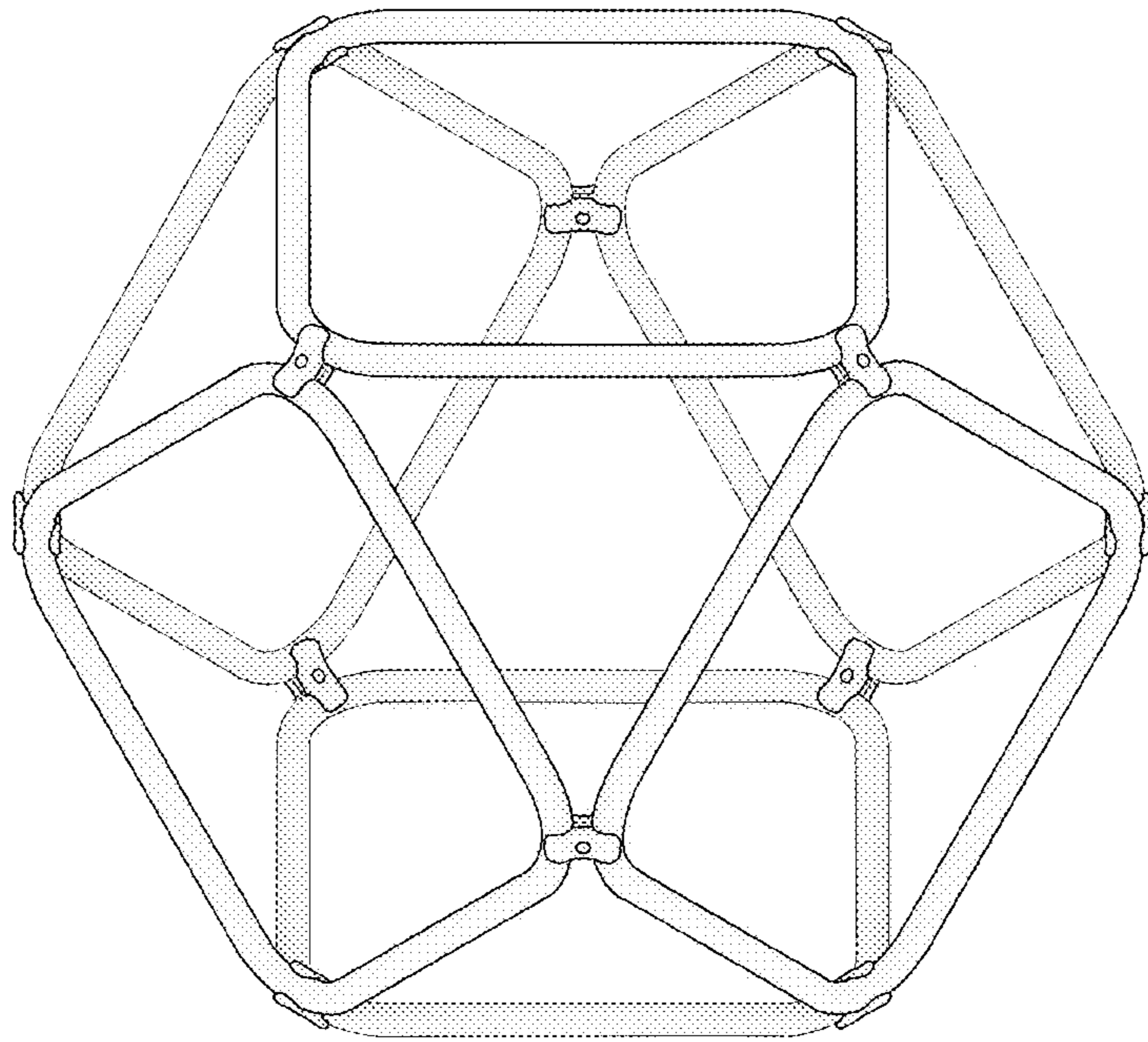


FIG. 2

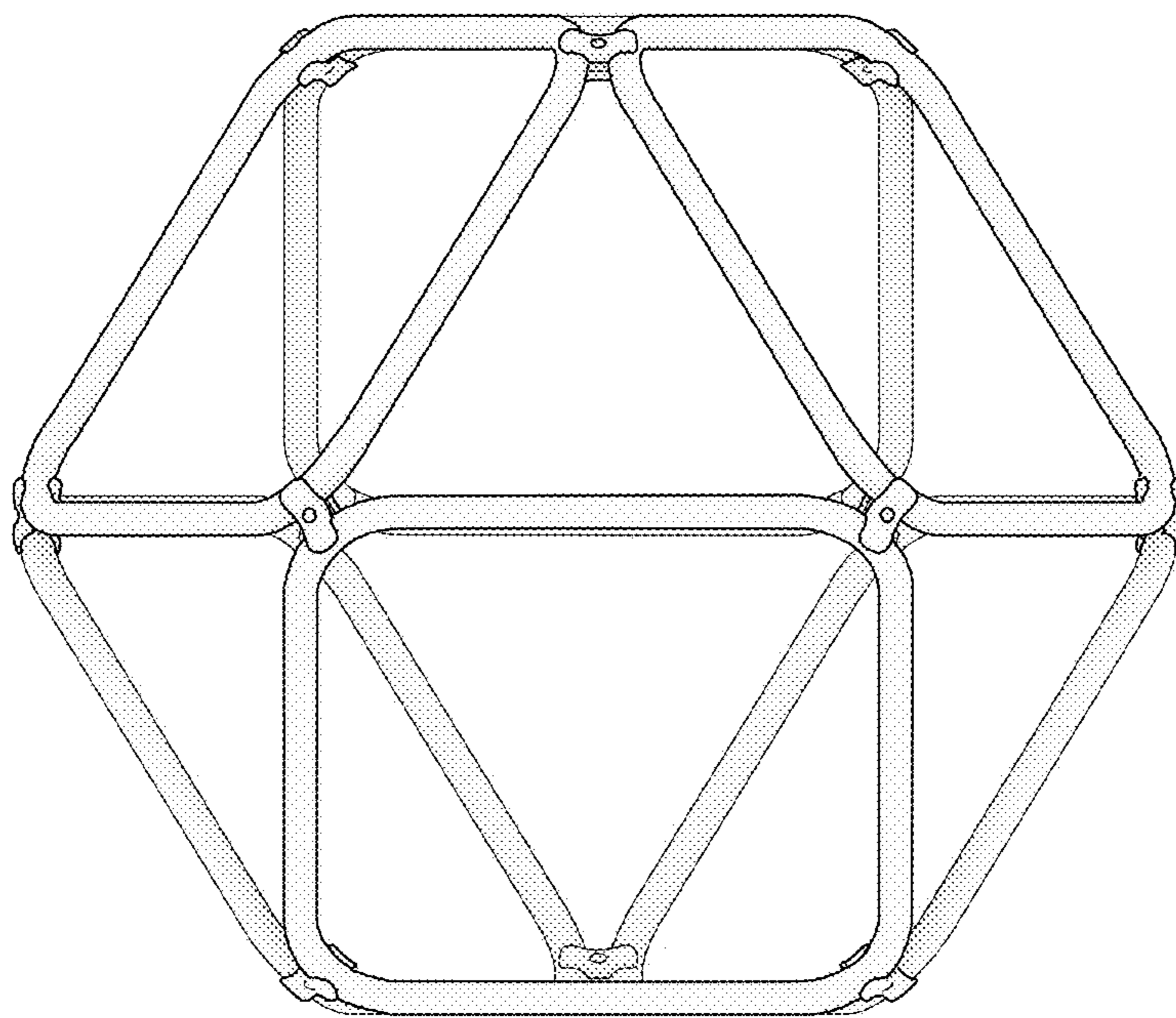


FIG. 3

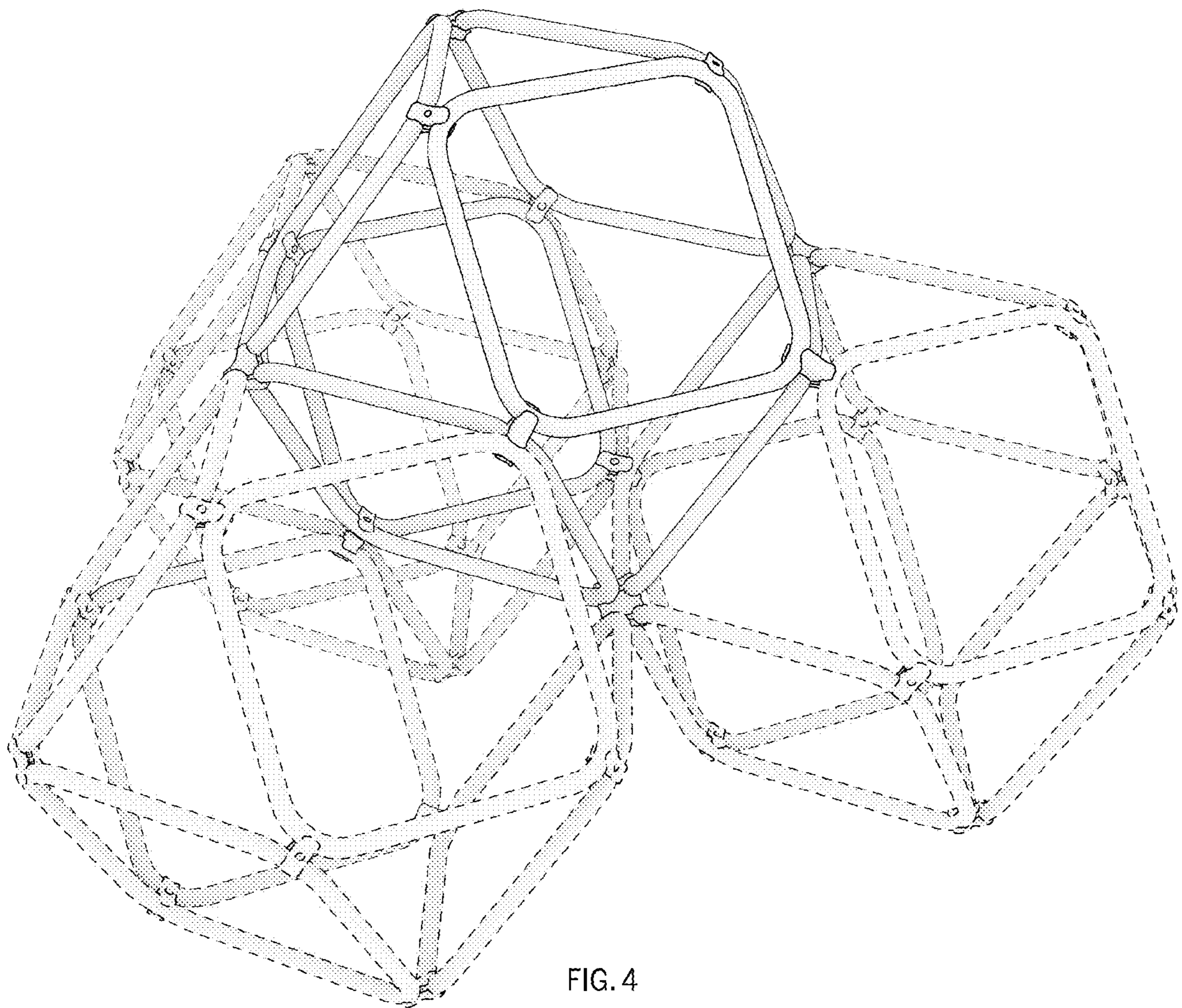


FIG. 4

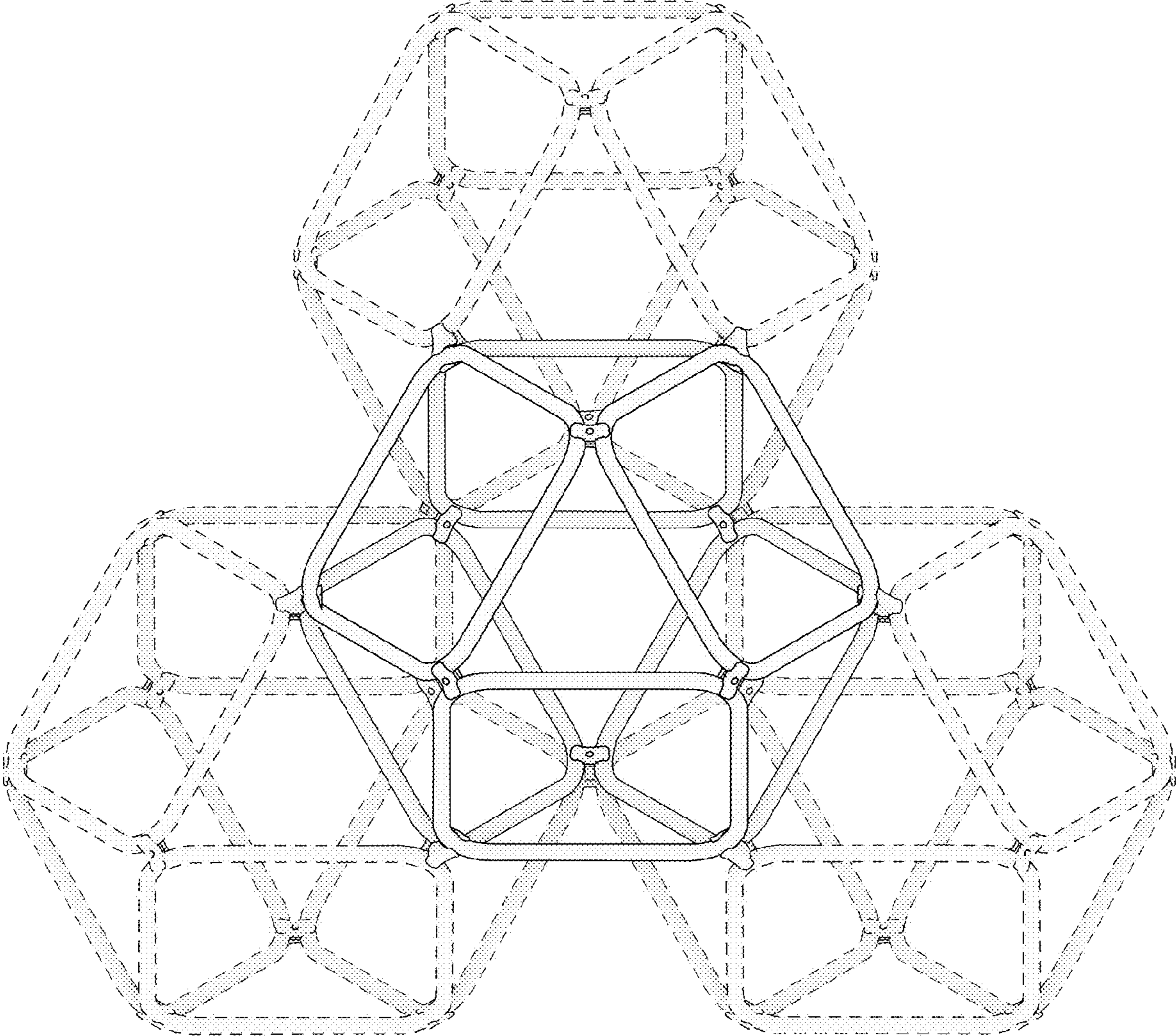


FIG. 5

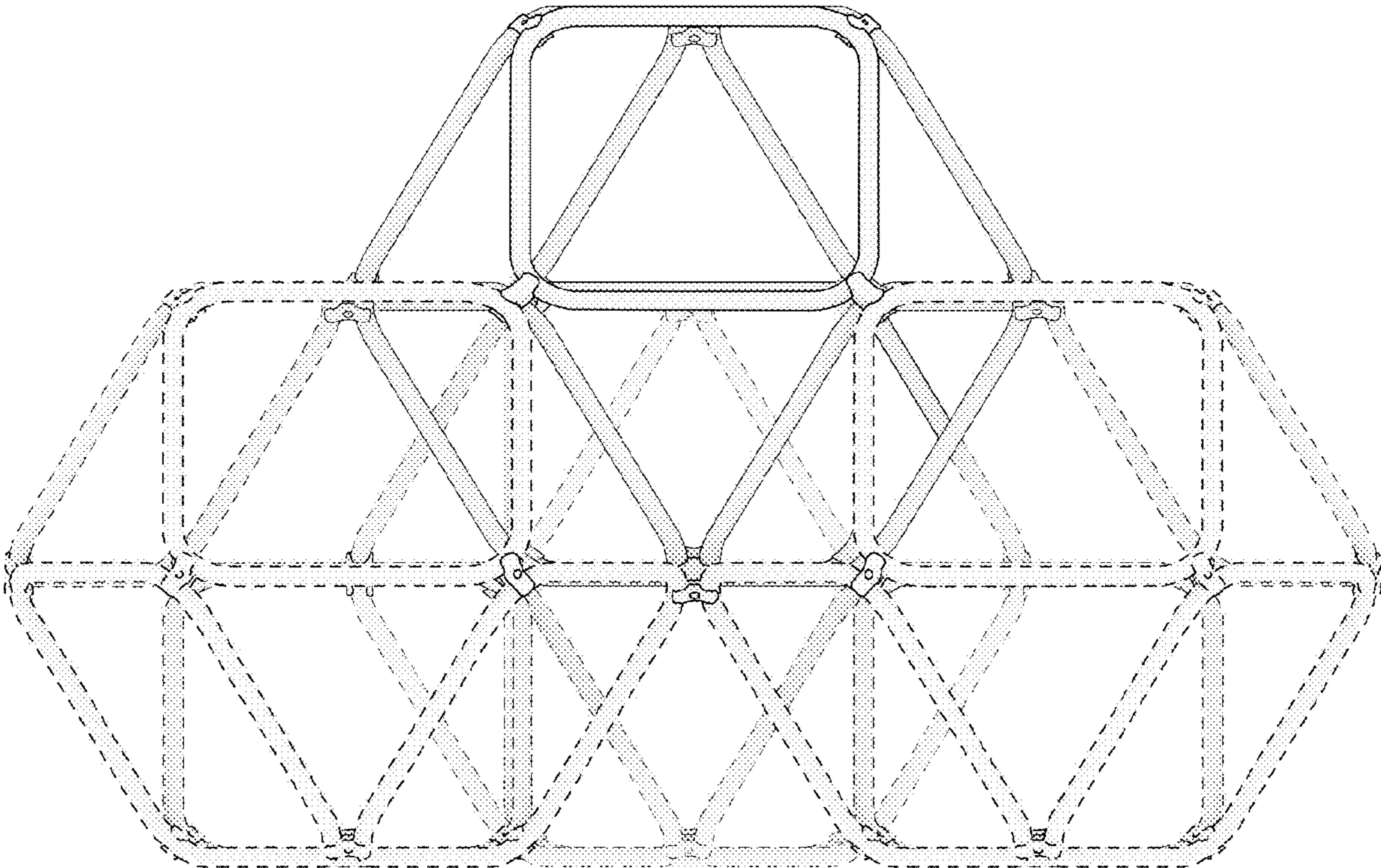


FIG. 6

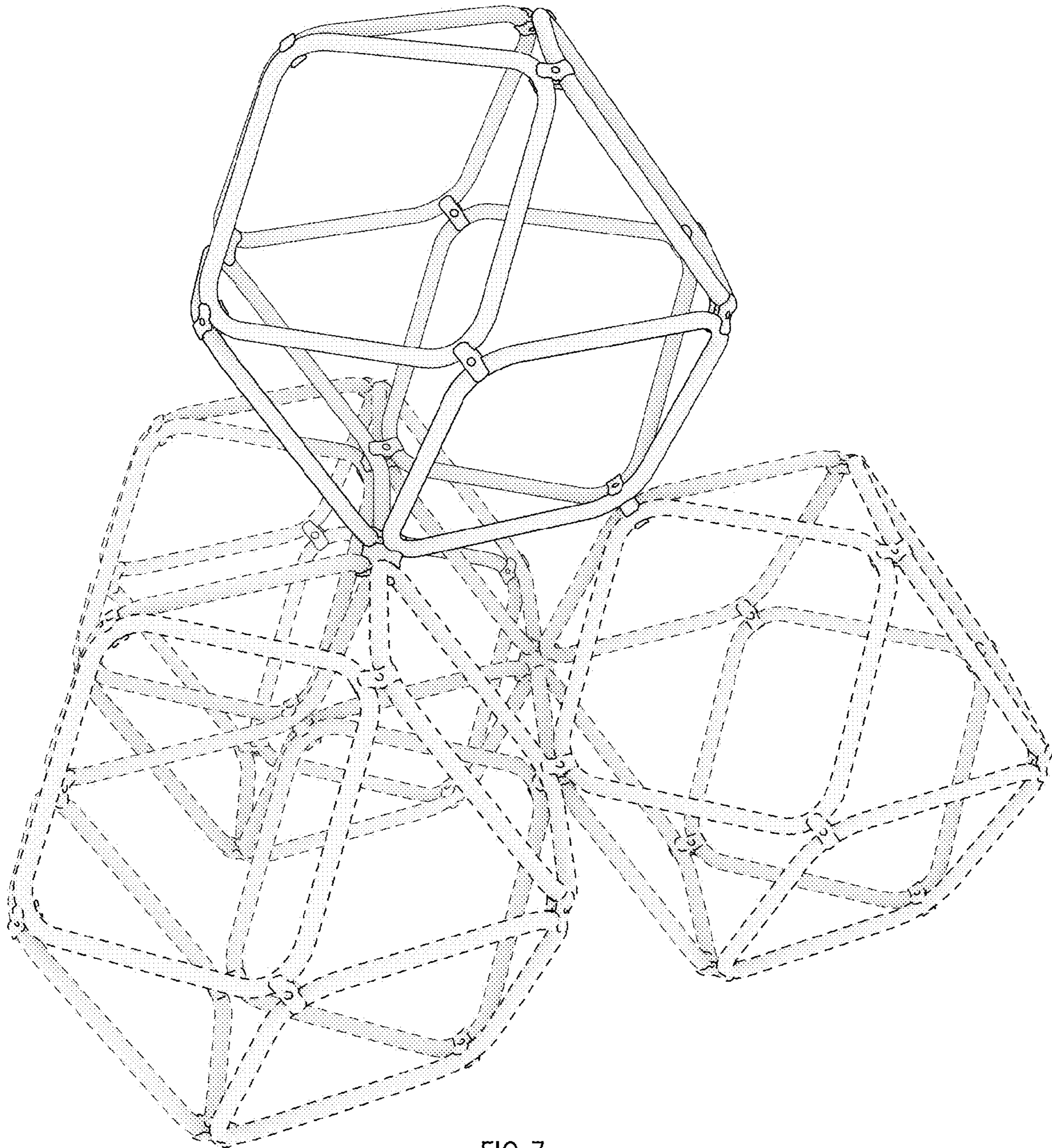


FIG. 7

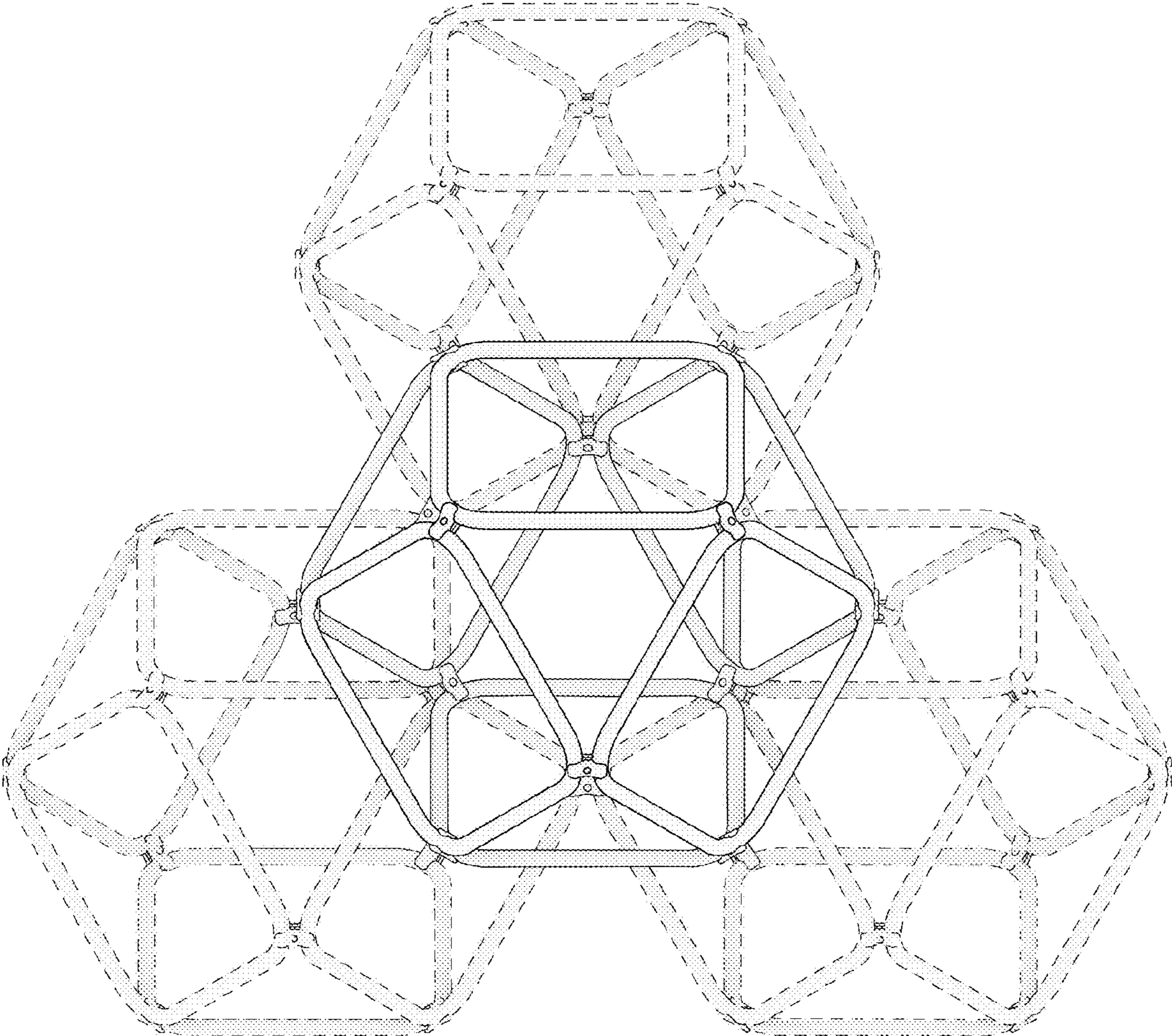


FIG. 8

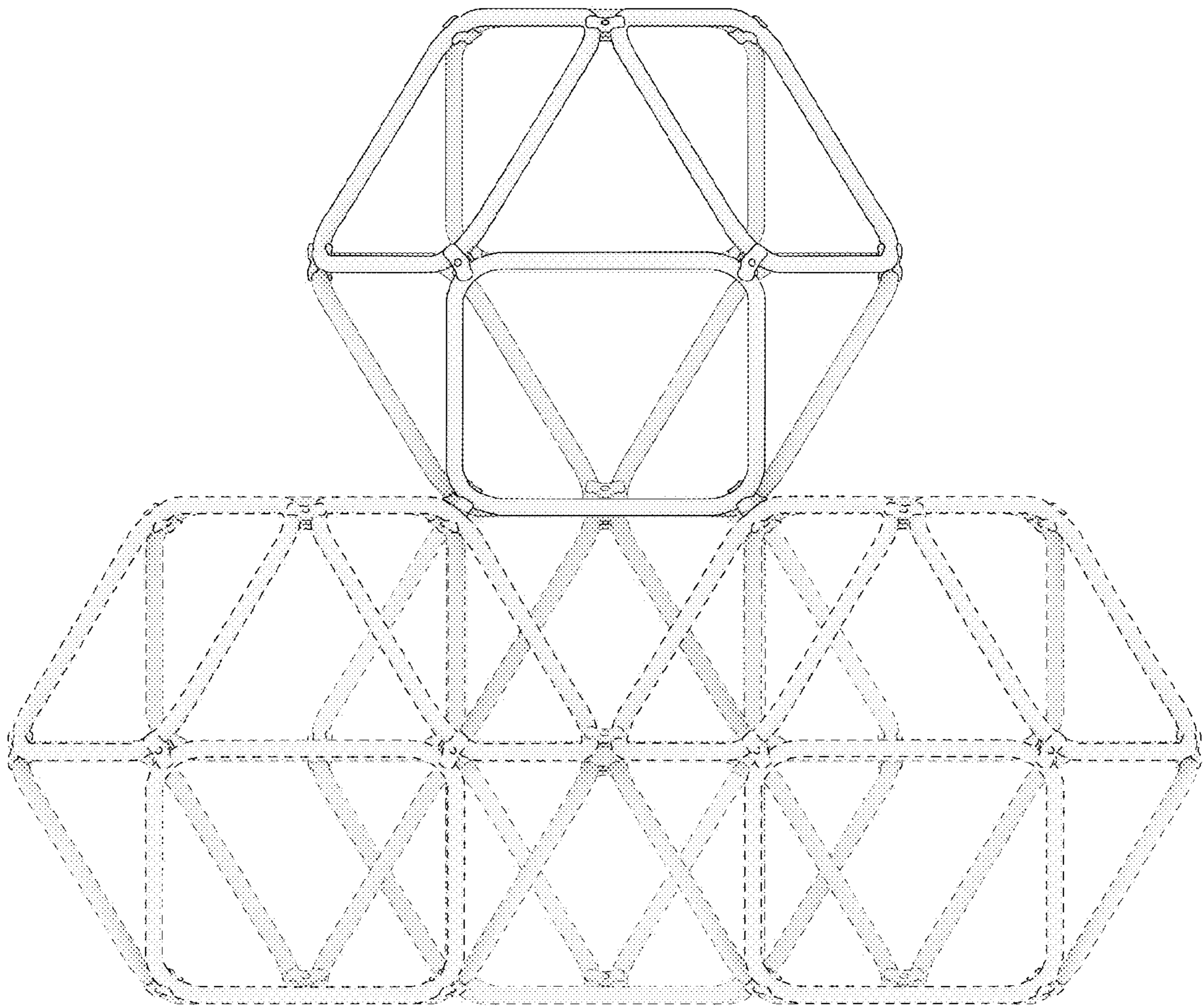


FIG. 9