



US00D958281S

(12) **United States Design Patent**  
**Xu**

(10) **Patent No.:** **US D958,281 S**

(45) **Date of Patent:** **\*\* Jul. 19, 2022**

(54) **FLOATATION VEST**

(71) Applicant: **Fang Xu**, Shenzhen (CN)

(72) Inventor: **Fang Xu**, Shenzhen (CN)

(\*\*) Term: **15 Years**

(21) Appl. No.: **29/787,640**

(22) Filed: **Jun. 8, 2021**

(51) **LOC (13) Cl.** ..... **21-02**

(52) **U.S. Cl.**  
USPC ..... **D21/805**

(58) **Field of Classification Search**  
USPC ..... D21/804, 805; D29/100, 101.1, 101.4  
CPC ..... B63C 9/11; B63C 9/18; B63C 9/155  
See application file for complete search history.

(56) **References Cited**

**U.S. PATENT DOCUMENTS**

D56,815 S	*	12/1920	Kelso	.....	D21/805
D379,397 S	*	5/1997	McMahon	.....	D21/805
D379,839 S	*	6/1997	McMahon	.....	D21/805
D623,714 S	*	9/2010	Steger	.....	B63C 9/135
					D21/805
D679,355 S	*	4/2013	Fireman	.....	D21/805

D744,603 S	*	12/2015	Lin	.....	D21/805
D800,242 S	*	10/2017	de Grasse	.....	D21/805
D816,791 S	*	5/2018	Hsu	.....	D21/805
D827,750 S	*	9/2018	Huang	.....	D21/805
D847,930 S	*	5/2019	May	.....	D21/805
D849,168 S	*	5/2019	Peloquin	.....	D21/805
10,780,959 B1		9/2020	Ung		
10,870,469 B2		12/2020	White		
11,014,641 B1		5/2021	Marcaccio et al.		

\* cited by examiner

*Primary Examiner* — Zenia I Bennett

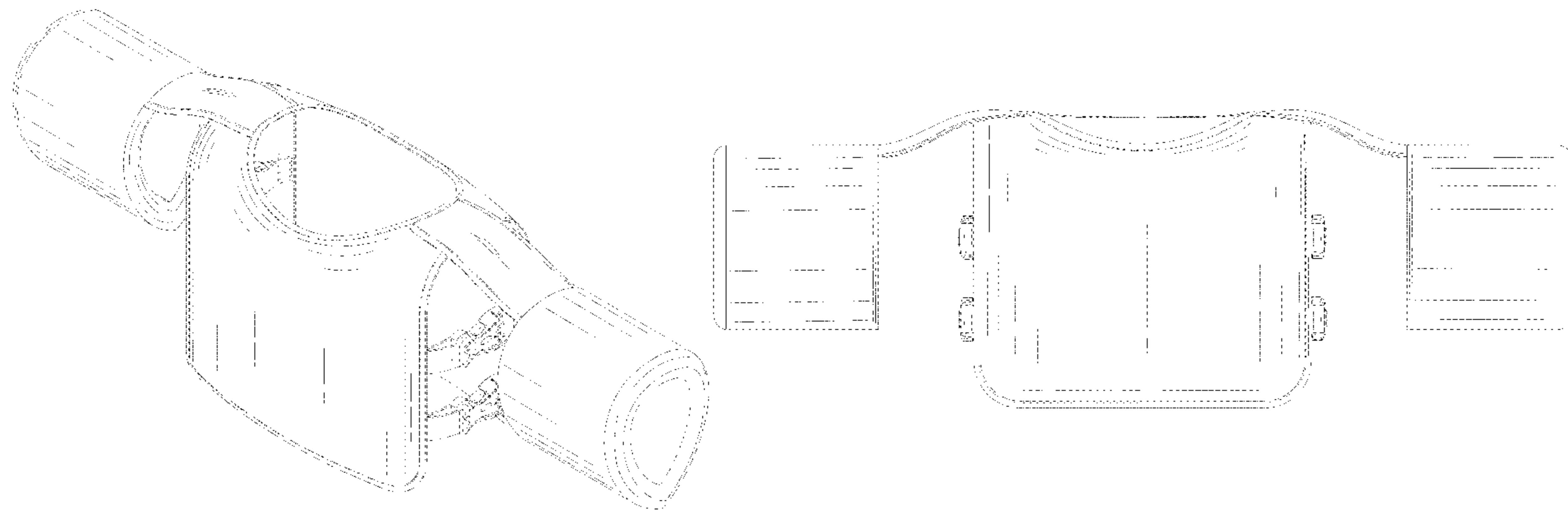
(57) **CLAIM**

The ornamental design for a floatation vest, as shown and described.

**DESCRIPTION**

FIG. 1 is a front, top perspective view of a floatation vest, showing my new design;  
FIG. 2 is a rear, bottom perspective view thereof;  
FIG. 3 is a front elevation view thereof;  
FIG. 4 is a rear elevation view thereof;  
FIG. 5 is a left side elevation view thereof;  
FIG. 6 is a right side elevation view thereof; and,  
FIG. 7 is a top plan view thereof.  
The broken lines shown in the figures represent stitching that forms part of the claimed design.

**1 Claim, 7 Drawing Sheets**



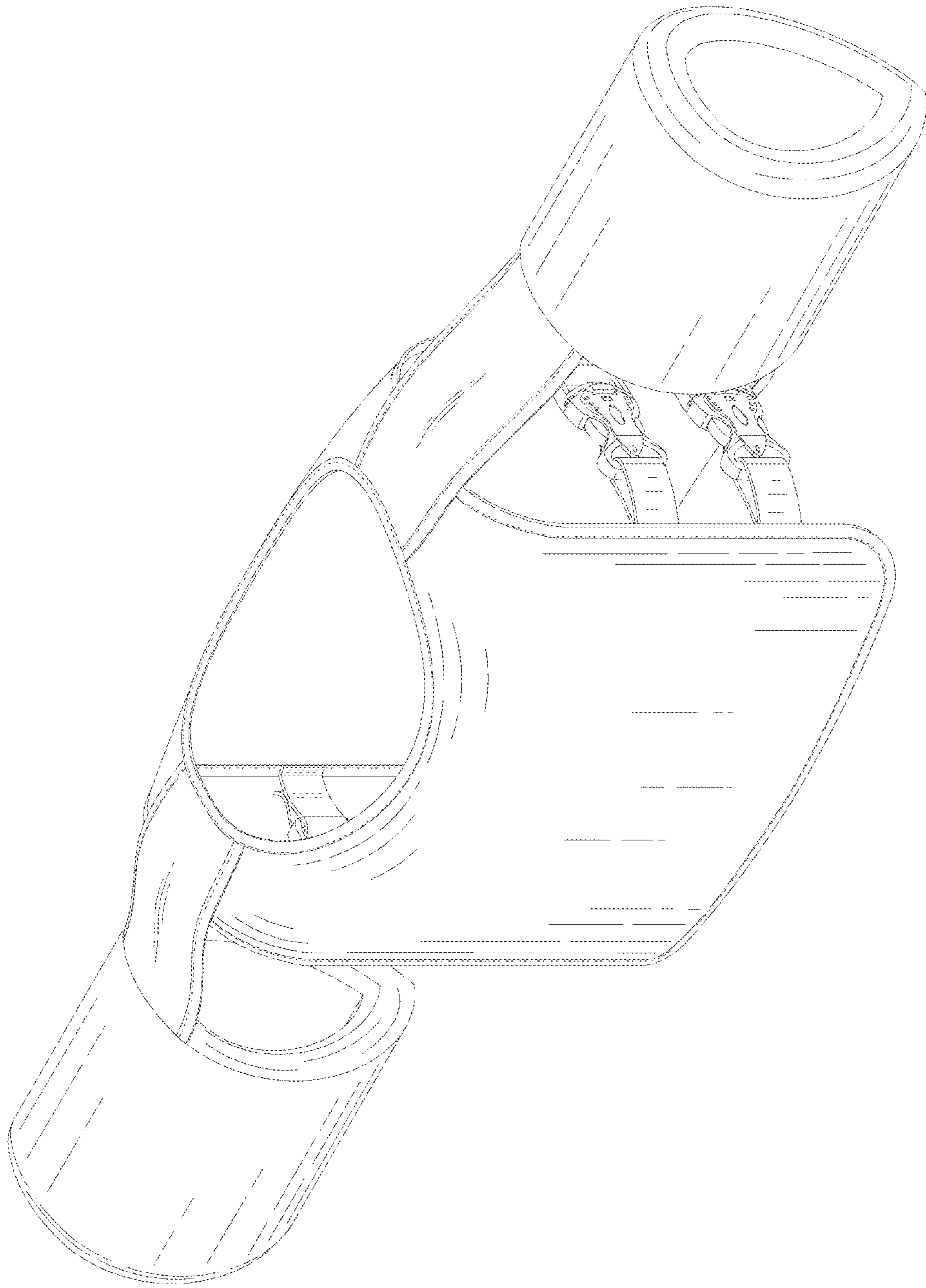


FIG. 1

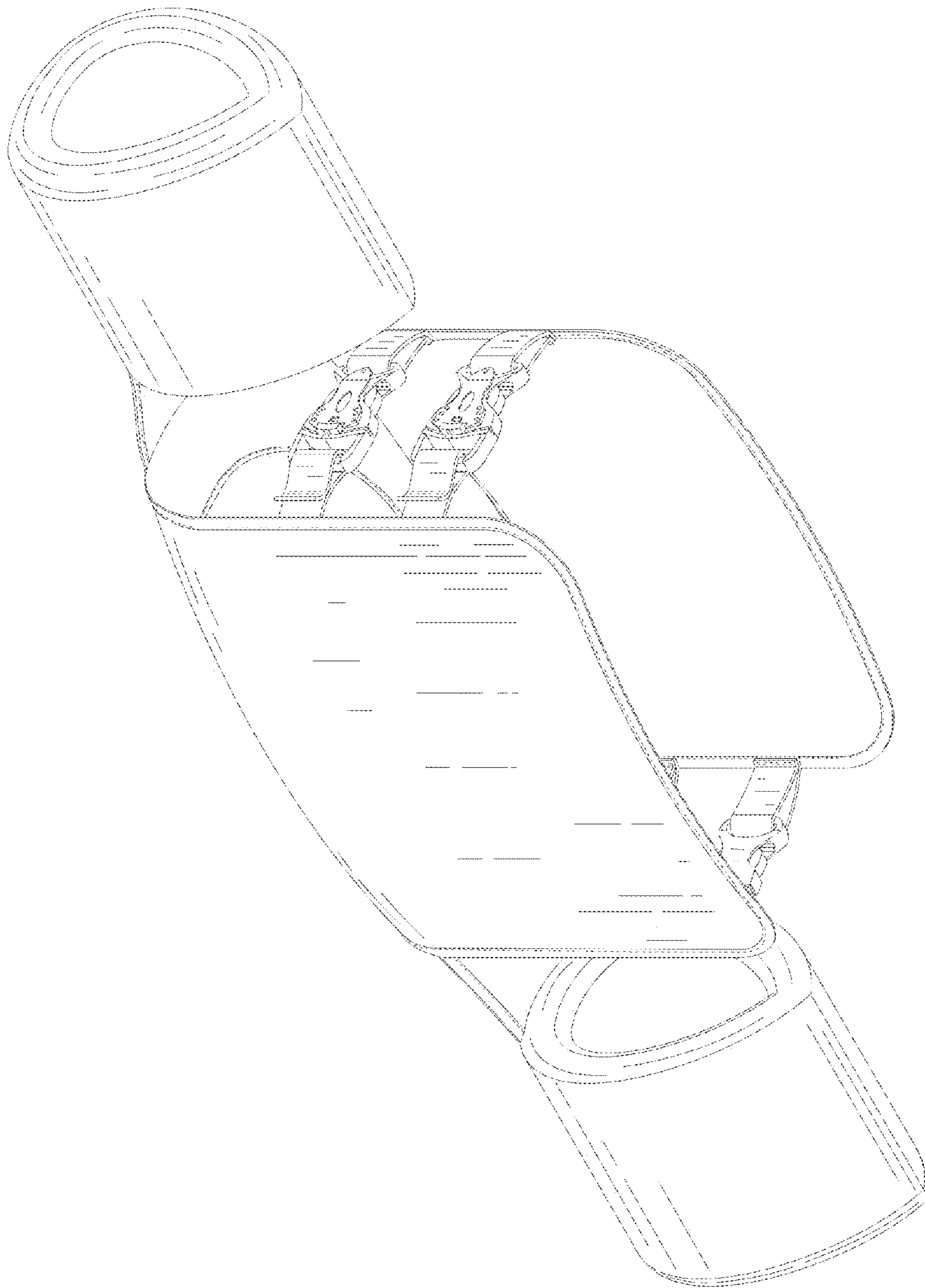


FIG. 2




FIG. 3




FIG. 4

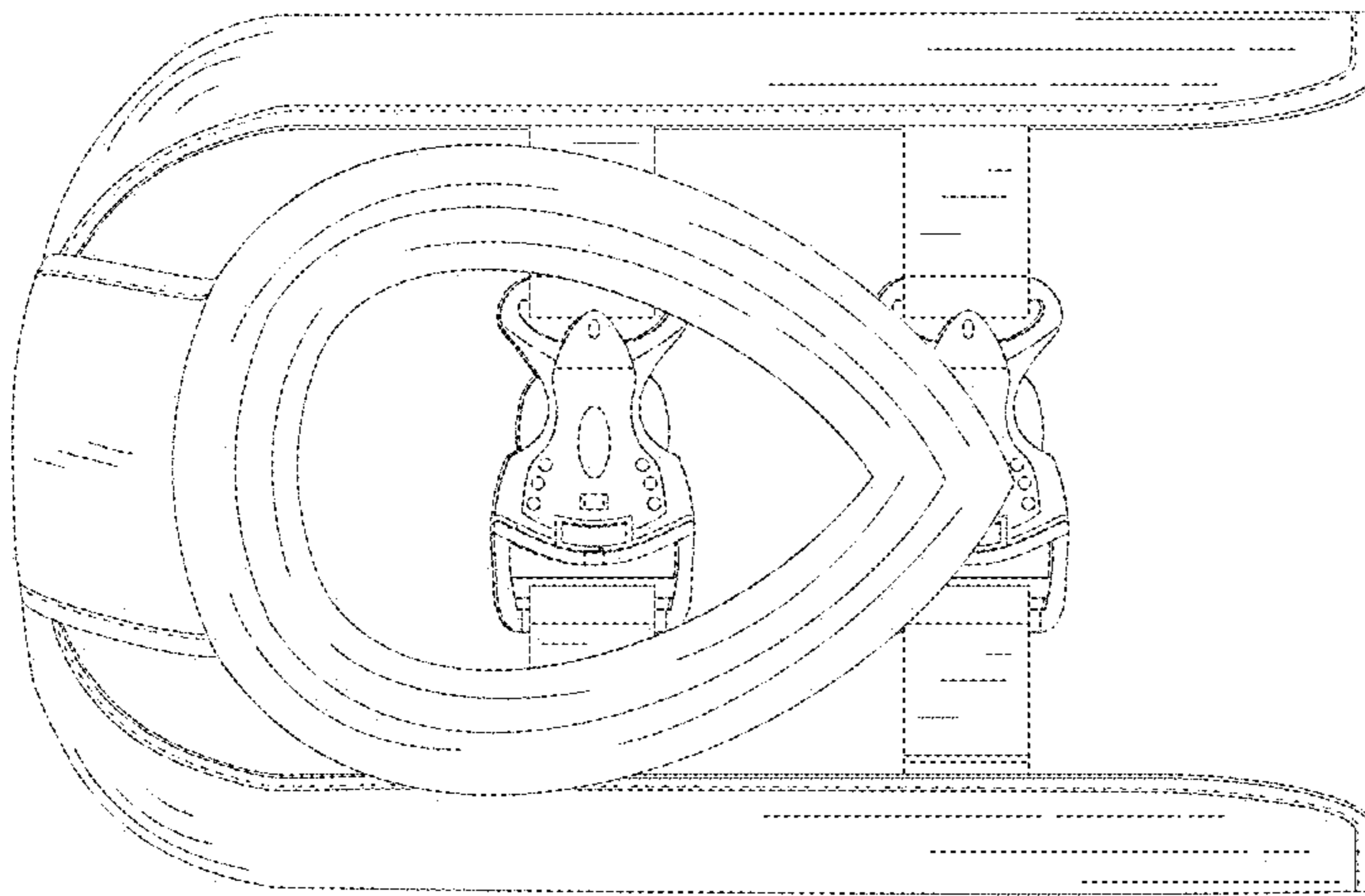


FIG. 5

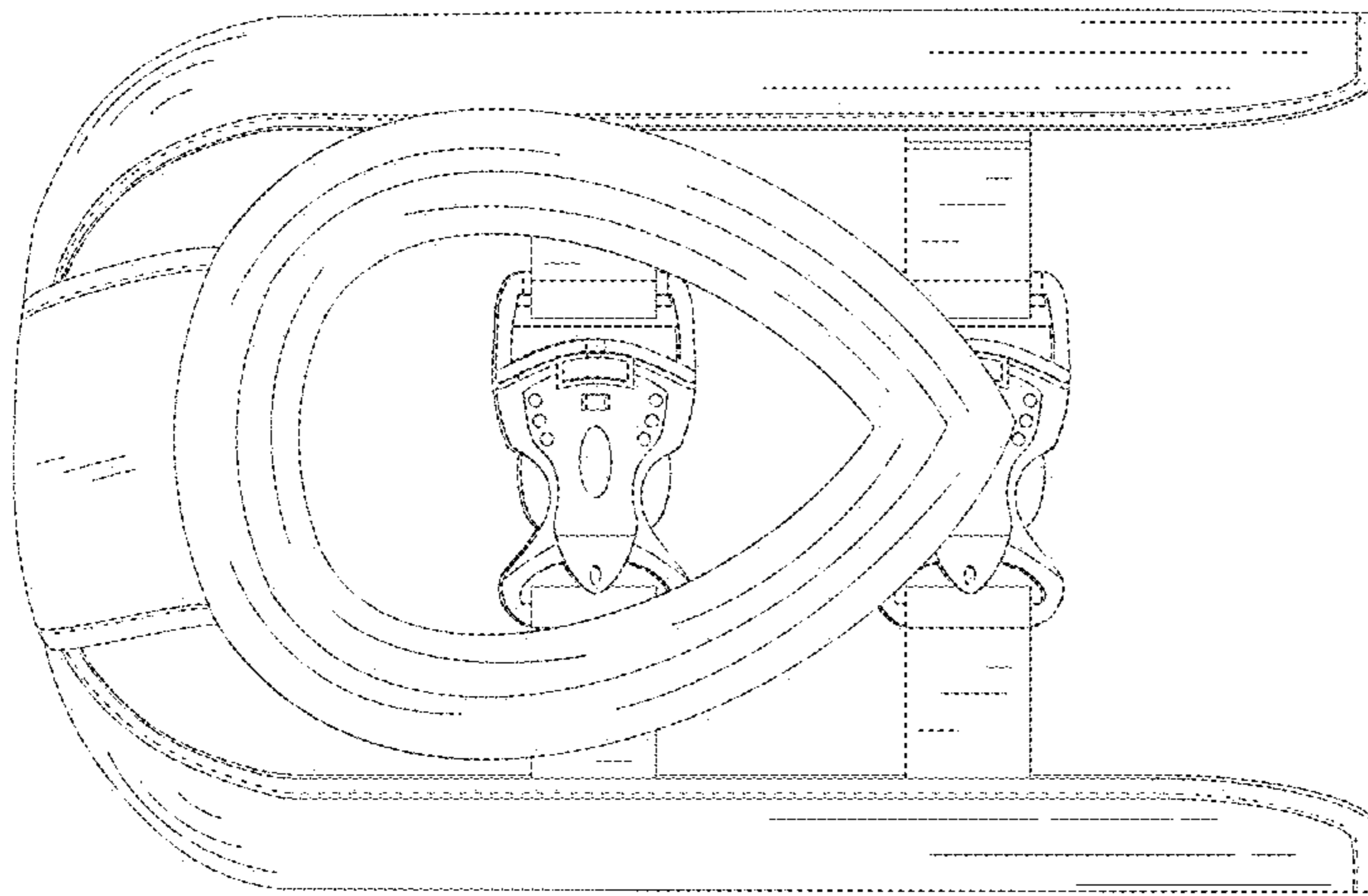


FIG. 6

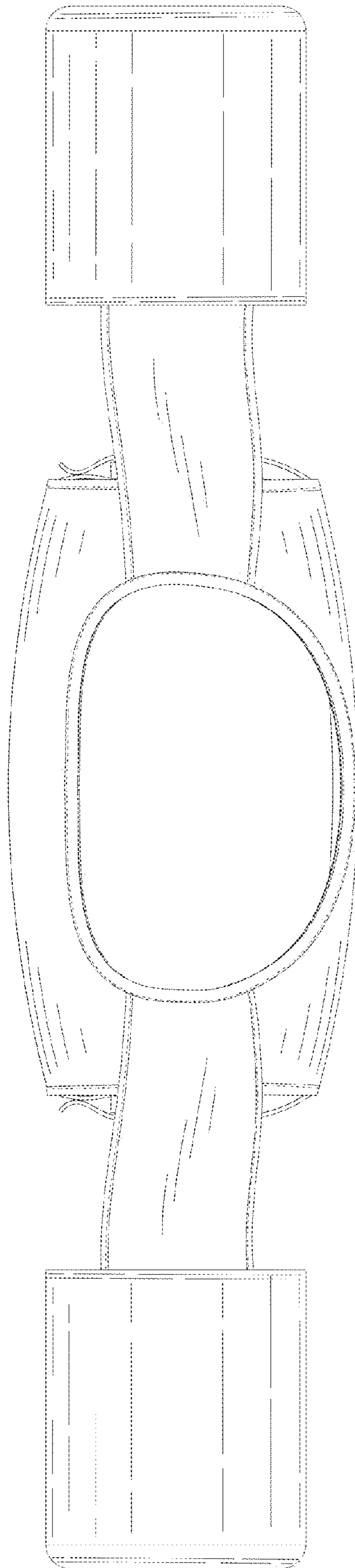


FIG. 7