



US00D958275S

(12) **United States Design Patent**
Chen et al.

(10) **Patent No.:** **US D958,275 S**
(45) **Date of Patent:** **** Jul. 19, 2022**

(54) **GOLF CLUB HEAD**

(71) Applicant: **NANJING YOUTIAN METAL TECHNOLOGY CO., LTD.**, Nanjing (CN)

(72) Inventors: **Huaihao Chen**, Nanjing (CN); **Jie Wei**, Nanjing (CN)

(73) Assignee: **NANJING YOUTIAN METAL TECHNOLOGY CO., LTD.**, Nanjing (CN)

(**) Term: **15 Years**

(21) Appl. No.: **29/747,584**

(22) Filed: **Aug. 24, 2020**

(30) **Foreign Application Priority Data**

Mar. 2, 2020 (CN) 202030066343.4

(51) **LOC (13) Cl.** **21-02**

(52) **U.S. Cl.**
USPC **D21/747**

(58) **Field of Classification Search**
USPC D21/747-751, 759
CPC A63B 53/00; A63B 53/02; A63B 53/04; A63B 53/047; A63B 53/0475; A63B 2053/047; A63B 2053/0483; A63B 2053/0445; A63B 60/00; A63B 60/46
See application file for complete search history.

(56) **References Cited**

U.S. PATENT DOCUMENTS

3,847,399 A * 11/1974 Raymont A63B 53/0466 473/350
D234,608 S * 3/1975 Raymont D21/748
D247,633 S * 3/1978 Shaw D21/750
D314,029 S * 1/1991 Allen D21/733

D314,220 S * 1/1991 Allen D21/733
D350,580 S * 9/1994 Allen D21/733
D350,582 S * 9/1994 Miansian D21/742
5,401,021 A * 3/1995 Allen A63B 53/047 473/291
D359,781 S * 6/1995 Allen D21/749
D359,783 S * 6/1995 Allen D21/749
5,601,501 A * 2/1997 Kobayashi A63B 53/04 473/350
5,665,013 A * 9/1997 Kobayashi A63B 53/047 473/331
D393,675 S * 4/1998 Hoeflich D21/748
D398,687 S * 9/1998 Miyajima D21/747
D415,543 S * 10/1999 Knox D21/748
D431,622 S * 10/2000 Sato D21/748
D449,088 S * 10/2001 Rollinson D21/759
6,551,200 B1 * 4/2003 Golden A63B 53/047 473/349
D475,428 S * 6/2003 Madore D21/759
D478,952 S * 8/2003 Greene D21/759
D481,432 S * 10/2003 Greene D21/748
D487,127 S * 2/2004 Madore D21/747
D488,201 S * 4/2004 Wahl D21/747
6,719,642 B2 * 4/2004 Wahl A63B 60/00 473/291

(Continued)

Primary Examiner — Mitchell I. Siegel

(74) *Attorney, Agent, or Firm* — Nixon & Vanderhye P.C.

(57) **CLAIM**

The ornamental design for a golf club head, as shown and described.

DESCRIPTION

FIG. 1 is a front elevational view of the golf club head; FIG. 2 is a rear elevational view thereof; FIG. 3 is a left elevational view thereof; FIG. 4 is a right elevational view thereof; FIG. 5 is a top plan view thereof; FIG. 6 is a bottom plan view thereof; and, FIG. 7 is a front perspective view thereof.

1 Claim, 4 Drawing Sheets



(56)

References Cited

U.S. PATENT DOCUMENTS

D509,868 S *	9/2005	Imamoto	D21/747
D518,538 S *	4/2006	Ines	D21/747
D531,688 S *	11/2006	Frame	D21/747
D587,327 S *	2/2009	Ines	D21/747
D860,358 S *	9/2019	Stokke	D21/747

* cited by examiner




Fig. 1




Fig. 2



Fig. 3




Fig. 4




Fig. 5




Fig. 6



Fig. 7