



US00D958266S

(12) **United States Design Patent**
Hendricks

(10) **Patent No.:** **US D958,266 S**
(45) **Date of Patent:** **** Jul. 19, 2022**

- (54) **FREE WEIGHT HANDLEBAR**
- (71) Applicant: **NAUTILUS, INC.**, Vancouver, WA (US)
- (72) Inventor: **Kevin M. Hendricks**, Portland, OR (US)
- (73) Assignee: **Nautilus, Inc.**, Vancouver, WA (US)
- (**) Term: **15 Years**

- (21) Appl. No.: **29/731,650**
- (22) Filed: **Apr. 16, 2020**
- (51) **LOC (13) Cl.** **21-02**
- (52) **U.S. Cl.**
USPC **D21/681**
- (58) **Field of Classification Search**
USPC D21/662, 678, 679, 680, 681, 682, 683, D21/684, 686, 694, 801; D9/456, 69, D9/680; D8/14, 31, 45, 75, 85, 90, 107, D8/317, 343, 387, 397; D11/7, 14, 52, D11/56, 80, 81, 91, 201; D12/215
CPC A63B 21/4035; A63B 21/0552; A63B 23/0211; A63B 21/0728; A63B 21/075; A63B 21/072
See application file for complete search history.

- (56) **References Cited**
U.S. PATENT DOCUMENTS
D287,526 S * 12/1986 Brockett D21/681
7,621,855 B1 * 11/2009 Krull A63B 21/0728
482/107

- D731,008 S * 6/2015 Orakwusi D21/681
- D734,408 S * 7/2015 Capps D21/681
- D843,524 S * 3/2019 Henniger D21/681
- D862,617 S * 10/2019 Henniger D21/679
- D873,356 S * 1/2020 Henniger D21/681
- D913,383 S * 3/2021 Henniger D21/681
- 2014/0221173 A1 * 8/2014 Crabtree A63B 23/03541
482/106
- 2016/0082304 A1 * 3/2016 Behle A63B 21/0728
482/107
- 2020/0069995 A1 * 3/2020 Zelazny A63B 21/4035
- 2020/0269083 A1 * 8/2020 Leadbetter A63B 21/0724
- 2021/0316181 A1 * 10/2021 Hansen A63B 21/0728

* cited by examiner

Primary Examiner — Darlington Ly
(74) *Attorney, Agent, or Firm* — Dorsey & Whitney LLP

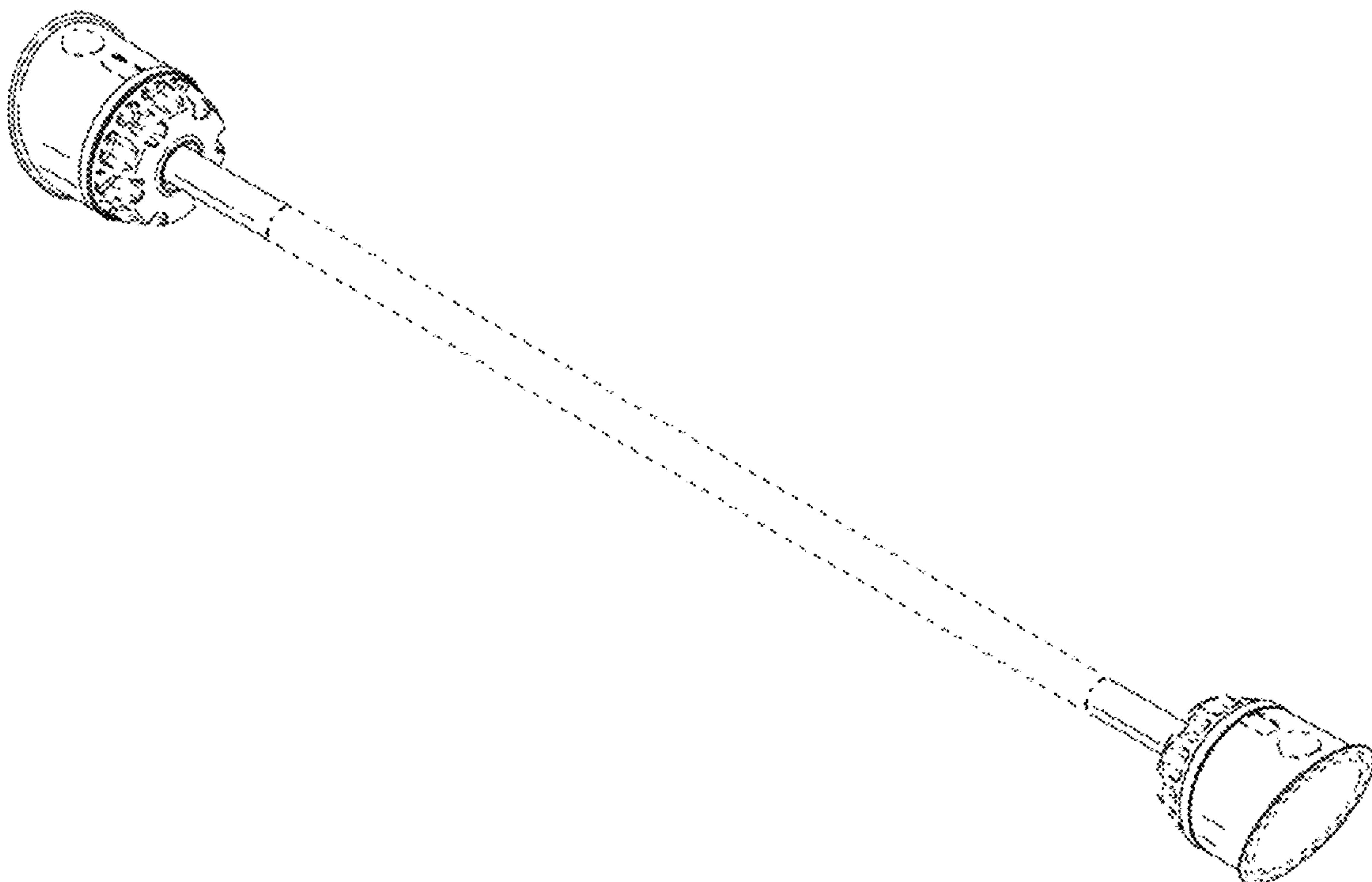
(57) **CLAIM**

I claim the ornamental design for a free weight handlebar, as shown and described.

DESCRIPTION

FIG. 1 shows an isometric view of a free weight handlebar in accordance with the present design.
FIG. 2 shows a front elevation view thereof;
FIG. 3 shows a rear elevation view thereof;
FIG. 4 shows a top plan view thereof;
FIG. 5 shows a bottom plan view thereof;
FIG. 6 shows a right side elevation view thereof; and,
FIG. 7 shows a left side elevation view thereof.
The broken lines represent portions of the free weight handlebar or environment that forms no part of the claimed design.

1 Claim, 4 Drawing Sheets



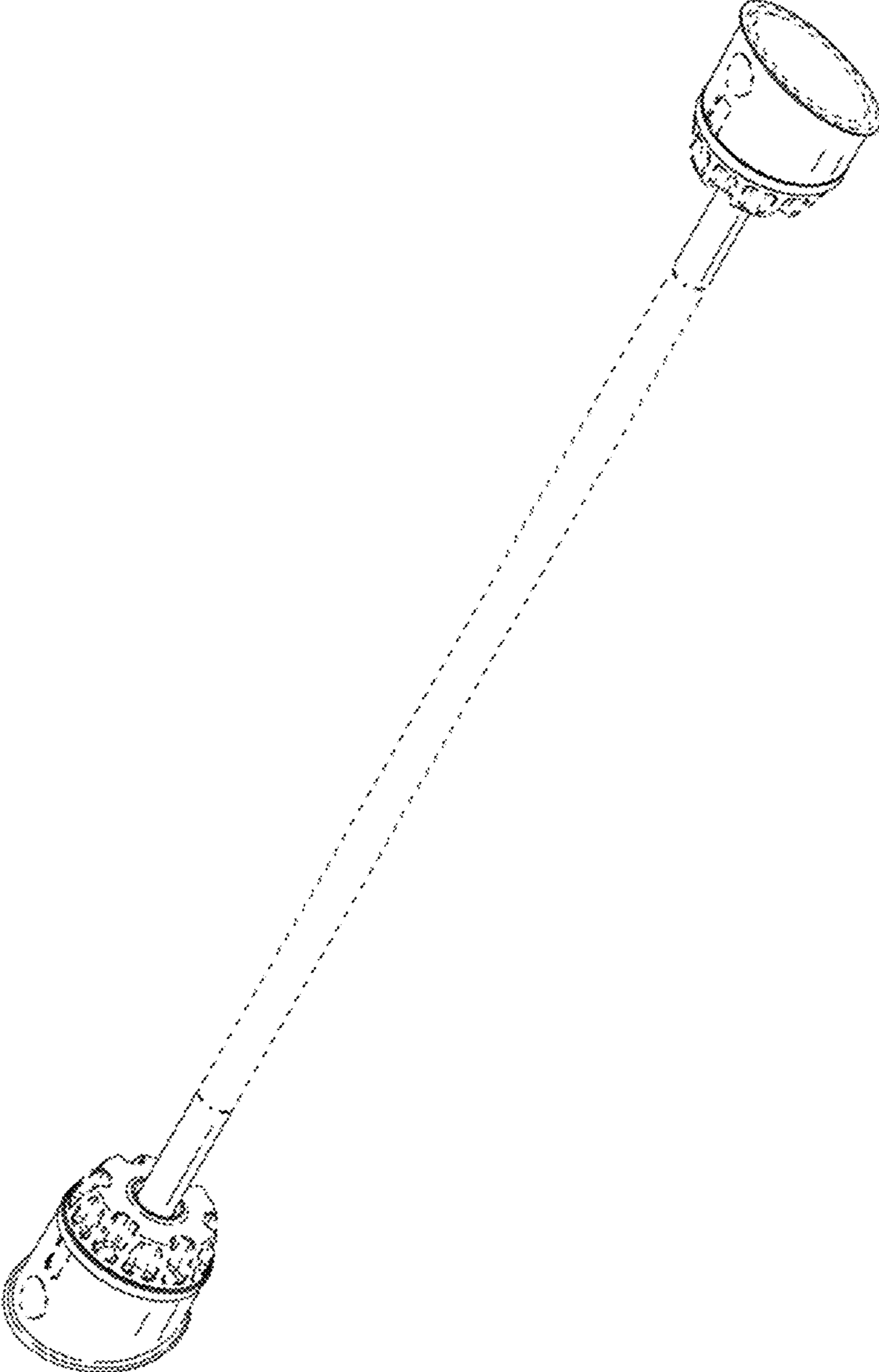


FIG. 1

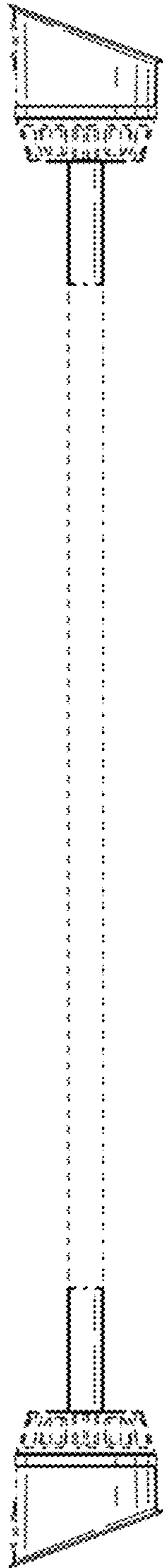


FIG. 2




FIG. 3

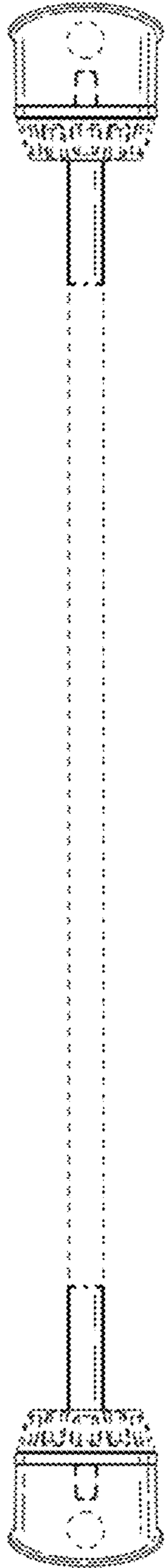


FIG. 4




FIG. 5

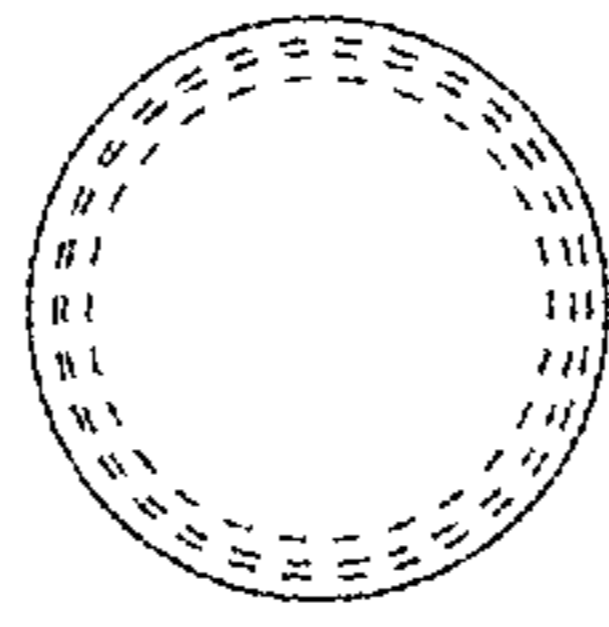


FIG. 7

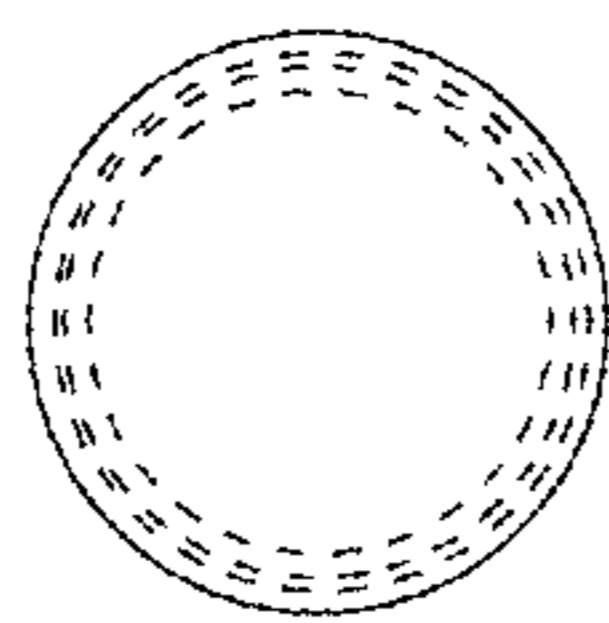


FIG. 6