



US00D958265S

(12) **United States Design Patent**
Stepanyan

(10) **Patent No.:** **US D958,265 S**

(45) **Date of Patent:** **** Jul. 19, 2022**

(54) **EXERCISE WEIGHT DEVICE**

(71) Applicant: **Mariya Stepanyan**, Sun Valley, CA (US)

(72) Inventor: **Mariya Stepanyan**, Sun Valley, CA (US)

(**) Term: **15 Years**

(21) Appl. No.: **29/760,754**

(22) Filed: **Dec. 3, 2020**

(51) **LOC (13) Cl.** **21-02**

(52) **U.S. Cl.**
USPC **D21/680**

(58) **Field of Classification Search**
USPC D21/662, 681, 682, 694, 680, 684, 679;
D12/175

See application file for complete search history.

(56) **References Cited**

U.S. PATENT DOCUMENTS

D389,083	S *	1/1998	Bulgari	D11/6
D733,813	S *	7/2015	Schauenburg	D21/662
D811,020	S *	2/2018	Wills	D30/160
D847,918	S *	5/2019	Reisinger	D21/682
D876,032	S *	2/2020	Baker	D30/160
D902,068	S *	11/2020	Rich	D11/6
2005/0101442	A1 *	5/2005	Huang	A63B 21/00047 482/51
2013/0331233	A1 *	12/2013	Wilson	A63B 23/14 482/46
2014/0121064	A1 *	5/2014	Newman	A63B 21/4035 482/49
2016/0250252	A1 *	9/2016	Holland	A61K 47/6911 424/450
2017/0361147	A1 *	12/2017	Miller	A63B 21/072

OTHER PUBLICATIONS

Besportble store, announced 2020[online], [site visited Jan. 19, 2022]. Available on the internet, URL:https://www.amazon.com/BESPORTBLE-Gymnastic-Fitness-Workouts-Olympic/dp/B086V615LW/ref (Year: 2020).*

Barbell bands store, announced 2017[online], [site visited Jan. 19, 2022], Available on the internet, URL:https://www.amazon.com/Barbell-Bands-Silicone-Premium-Lifestyle/dp/B07GLVKYNK/ref (Year: 2017).*

* cited by examiner

Primary Examiner — Khawaja Anwar

Assistant Examiner — Julice Seung Eun Oum

(57) **CLAIM**

The ornamental design for an exercise weight device, as shown and described.

DESCRIPTION

FIG. 1 is a top perspective view of the exercise weight device.

FIG. 2 is a bottom perspective view of the exercise weight device.

FIG. 3 is a front view of the exercise weight device.

FIG. 4 is a back view of the exercise weight device.

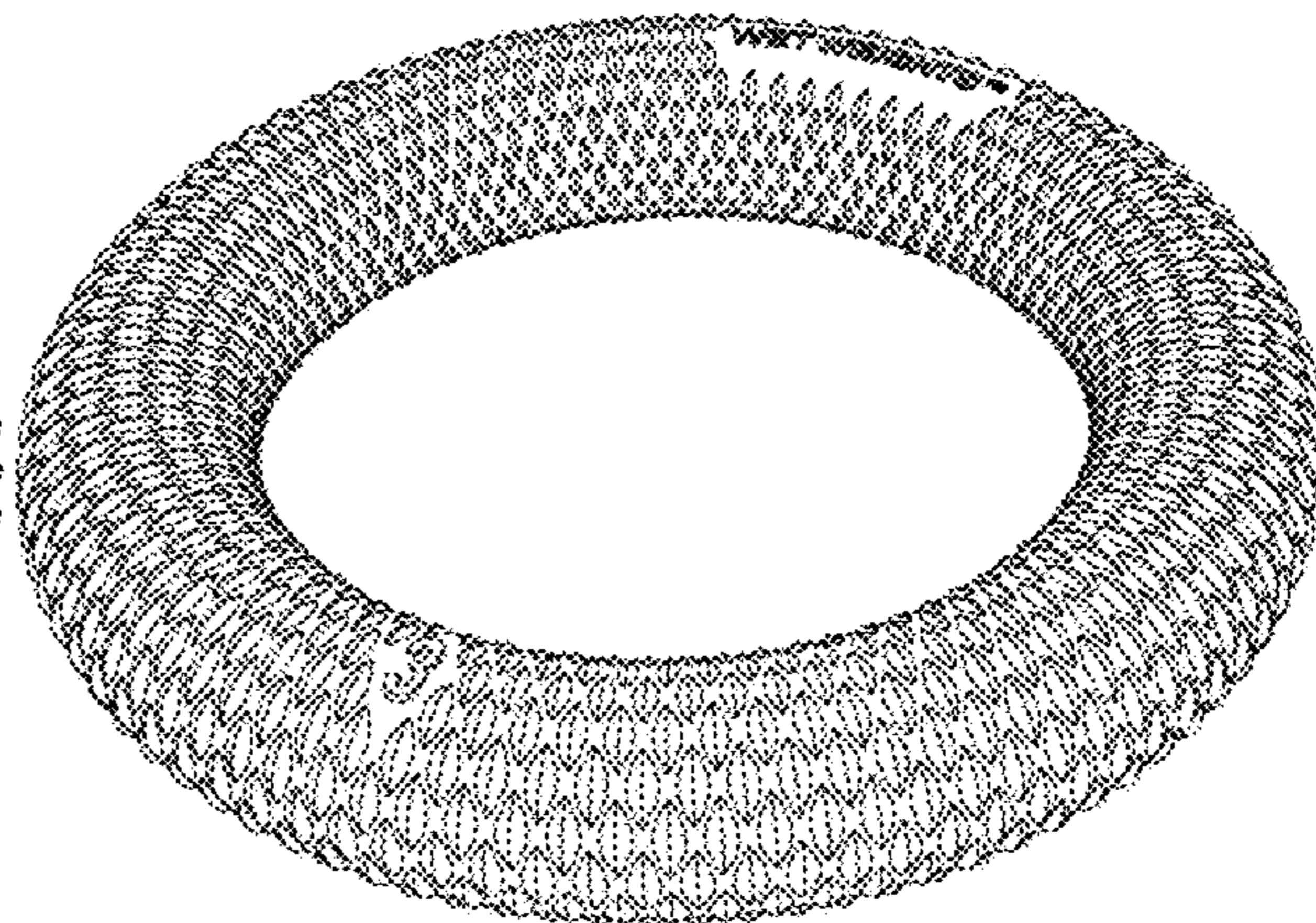

FIG. 5 is a right view of the exercise weight device.

FIG. 6 is a left view of the exercise weight device.

FIG. 7 is a top perspective view of the exercise weight device; and,

FIG. 8 is a bottom perspective view of the exercise weight device.

1 Claim, 8 Drawing Sheets



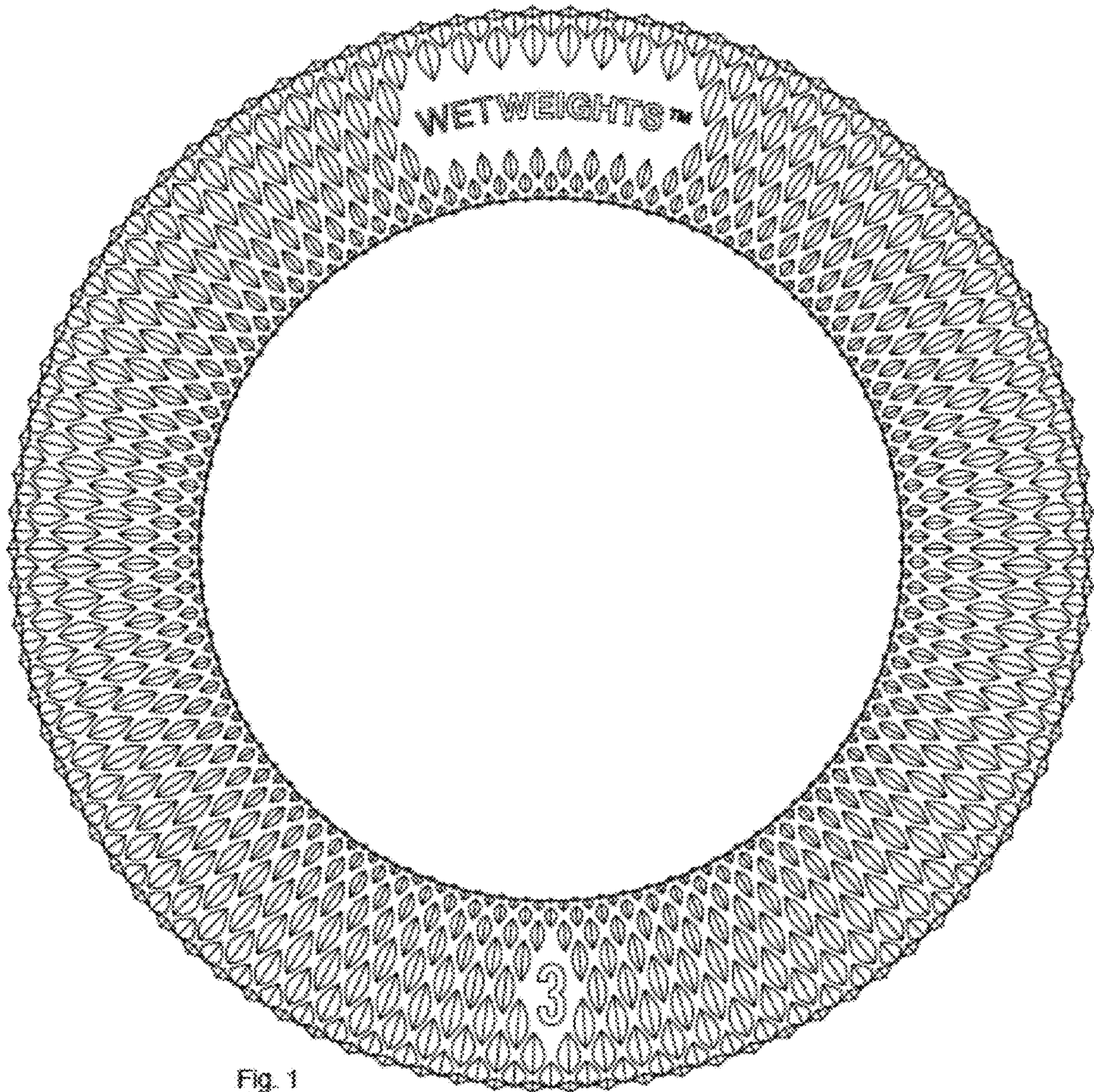


Fig. 1

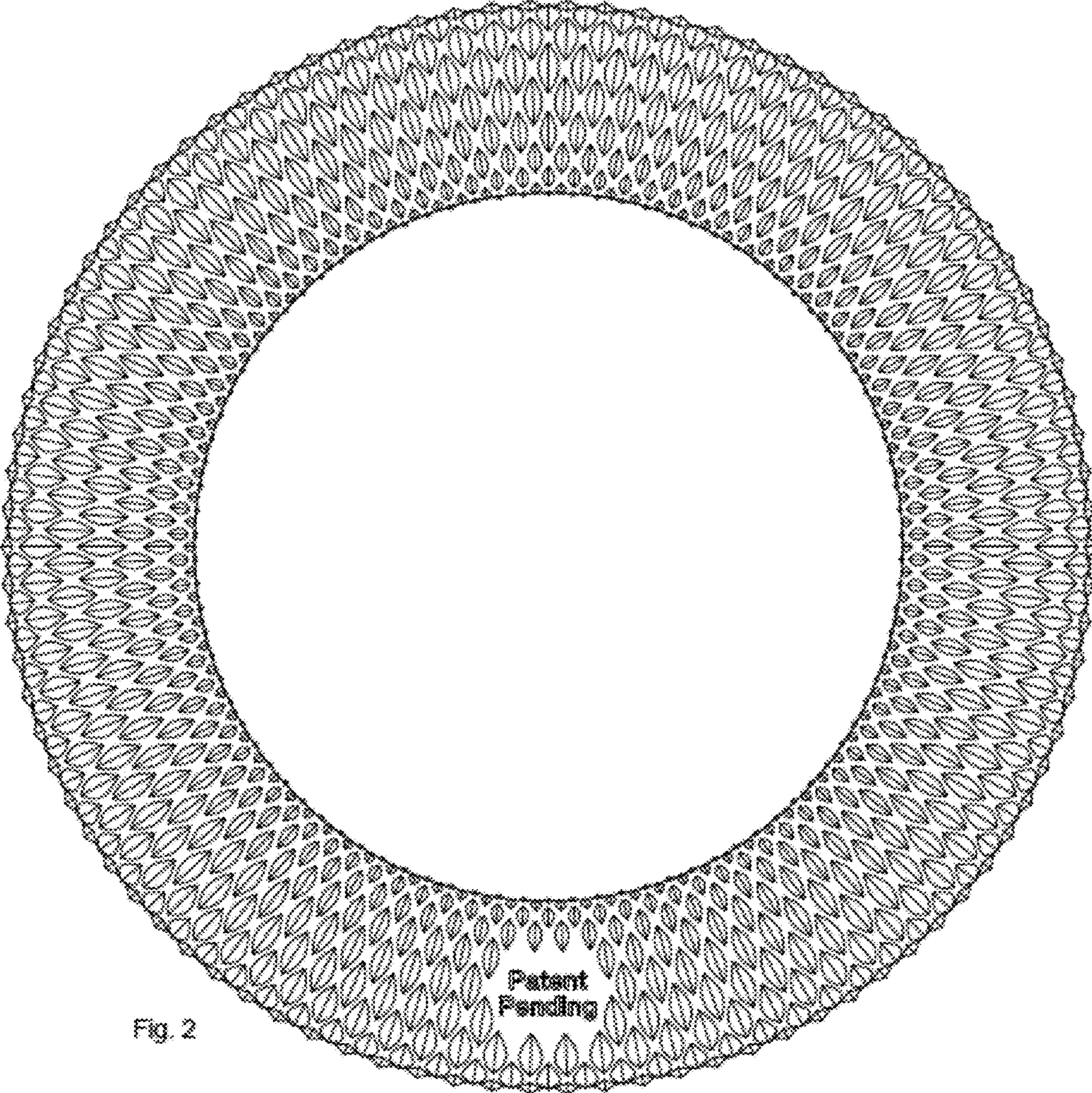


Fig. 2

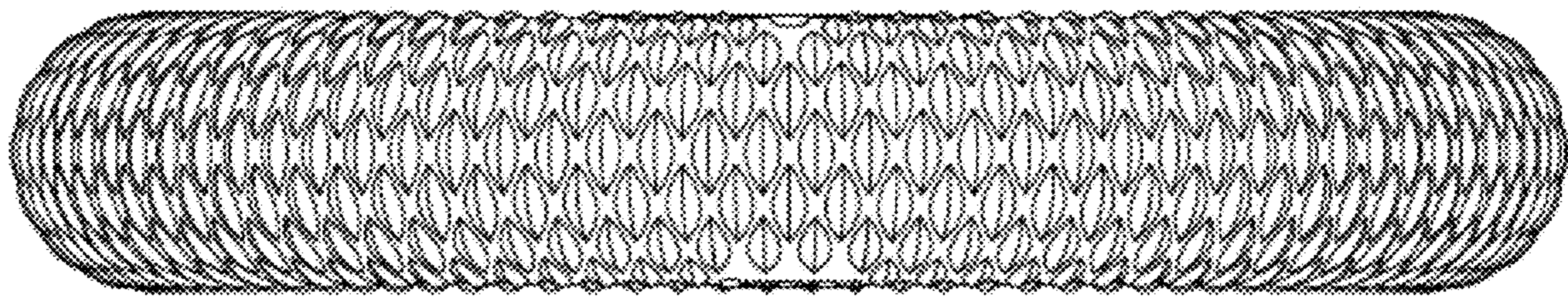


Fig. 3

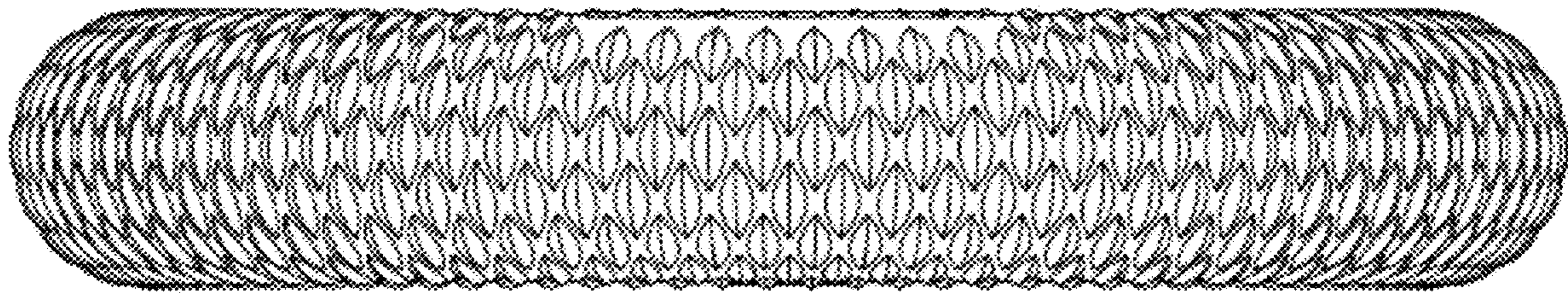


Fig. 4




Fig. 5




Fig. 6

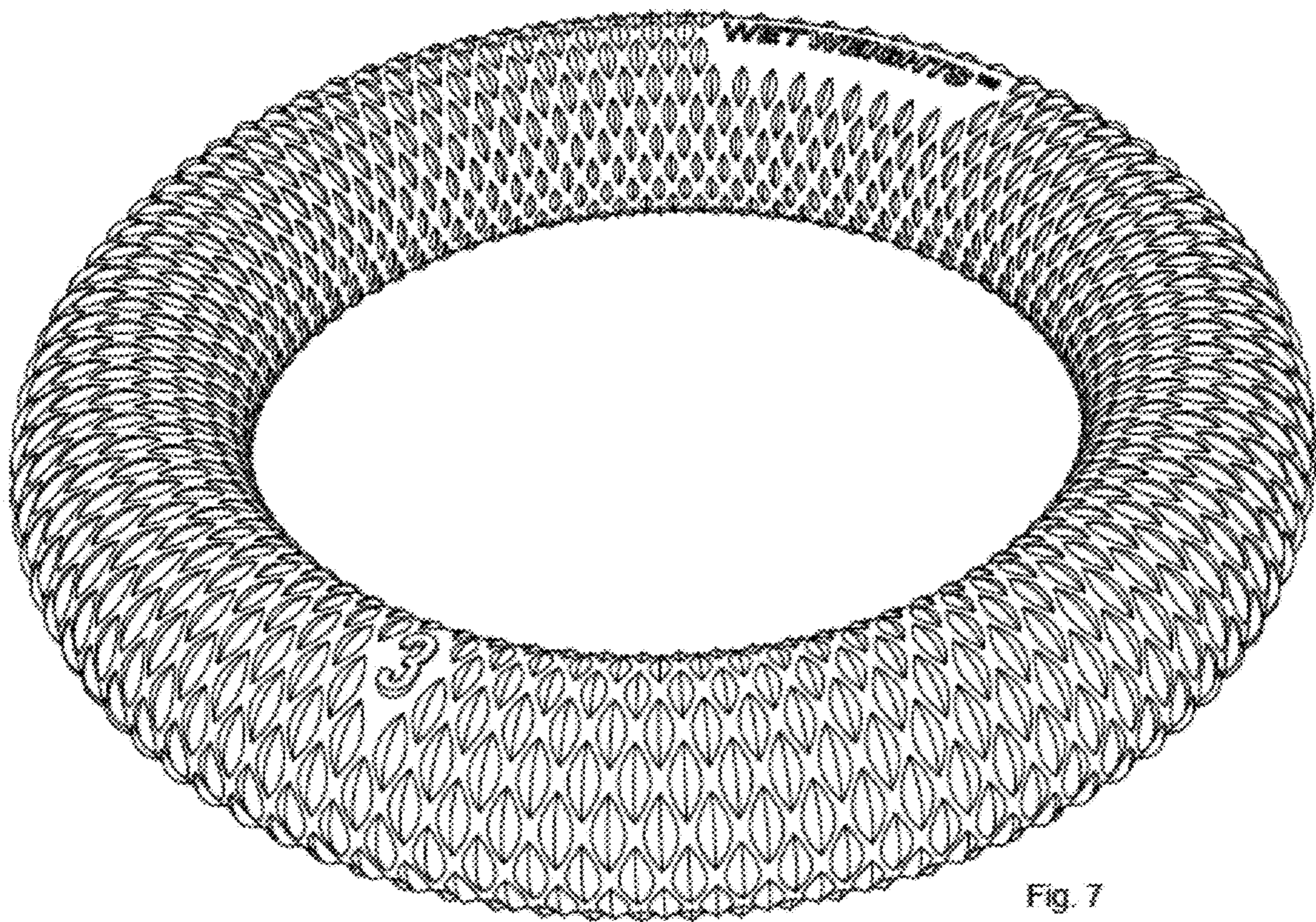


Fig. 7

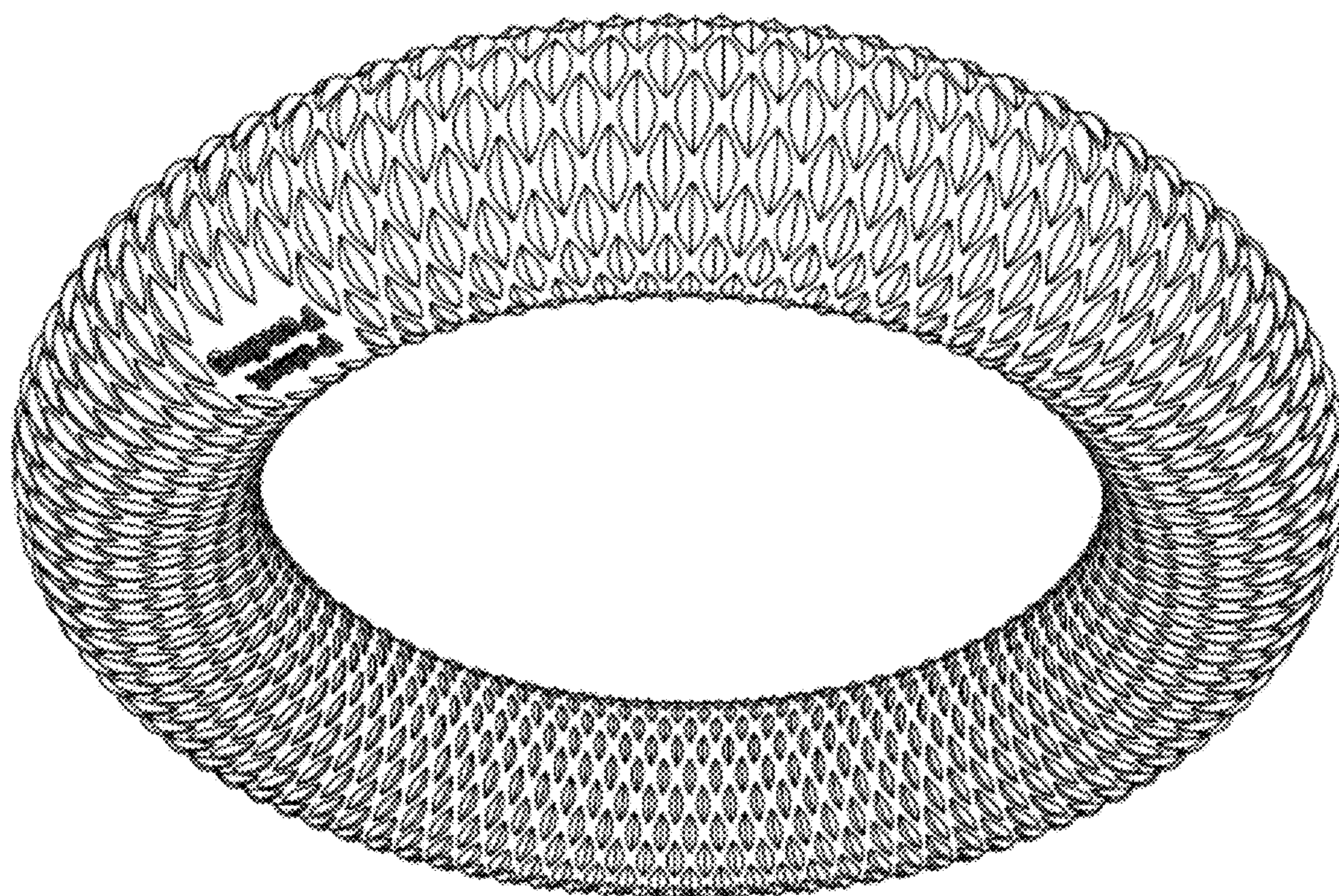


Fig. 8