



US00D958241S

(12) **United States Design Patent** (10) **Patent No.:** **US D958,241 S**
Carroll, II et al. (45) **Date of Patent:** **** Jul. 19, 2022**

(54) **CARD**

(71) Applicant: **Capital One Services, LLC**, McLean, VA (US)

(72) Inventors: **William Fowler Carroll, II**, Huntingtown, MD (US); **Daniel John Marsch**, Vienna, VA (US); **Bryant Alan Yee**, Washington, DC (US); **Andrea Montealegre**, Arlington, VA (US)

(73) Assignee: **Capital One Services, LLC**, McLean, VA (US)

(**) Term: **15 Years**

(21) Appl. No.: **29/743,248**

(22) Filed: **Jul. 20, 2020**

Related U.S. Application Data

(63) Continuation of application No. 29/679,164, filed on Feb. 1, 2019, now Pat. No. Des. 895,005.

(51) **LOC (13) Cl.** **19-08**

(52) **U.S. Cl.**
USPC **D19/9**

(58) **Field of Classification Search**

USPC D19/1-10, 20-34; 40/124.01-124.15, 40/661, 776, 726; 283/72, 75-76, 283/105-107, 82, 70, 904, 74; 206/449; D21/385; D20/10-11, 22, 27, 40, 42; 360/2; 235/380, 382
CPC B42D 15/00; B42D 15/022; B42D 15/027; B42D 15/045; B42D 15/047; B42D 25/00; B42D 25/20; B42D 25/23; B42D 25/26; B42D 25/29; B42D 25/30; B42D 25/40; B42D 25/22; B42D 2033/02; B42D 2033/04; B42D 2033/08; B42D 2033/10; B42D 2033/16; B42D 2033/18; B42D

(Continued)

(56) **References Cited**

U.S. PATENT DOCUMENTS

D686,214 S 7/2013 Maus et al.
D788,847 S 6/2017 Hendrick
D797,188 S 9/2017 Hendrick

(Continued)

Primary Examiner — Abraham Bahta

(74) *Attorney, Agent, or Firm* — Finnegan, Henderson, Farabow, Garrett & Dunner, LLP

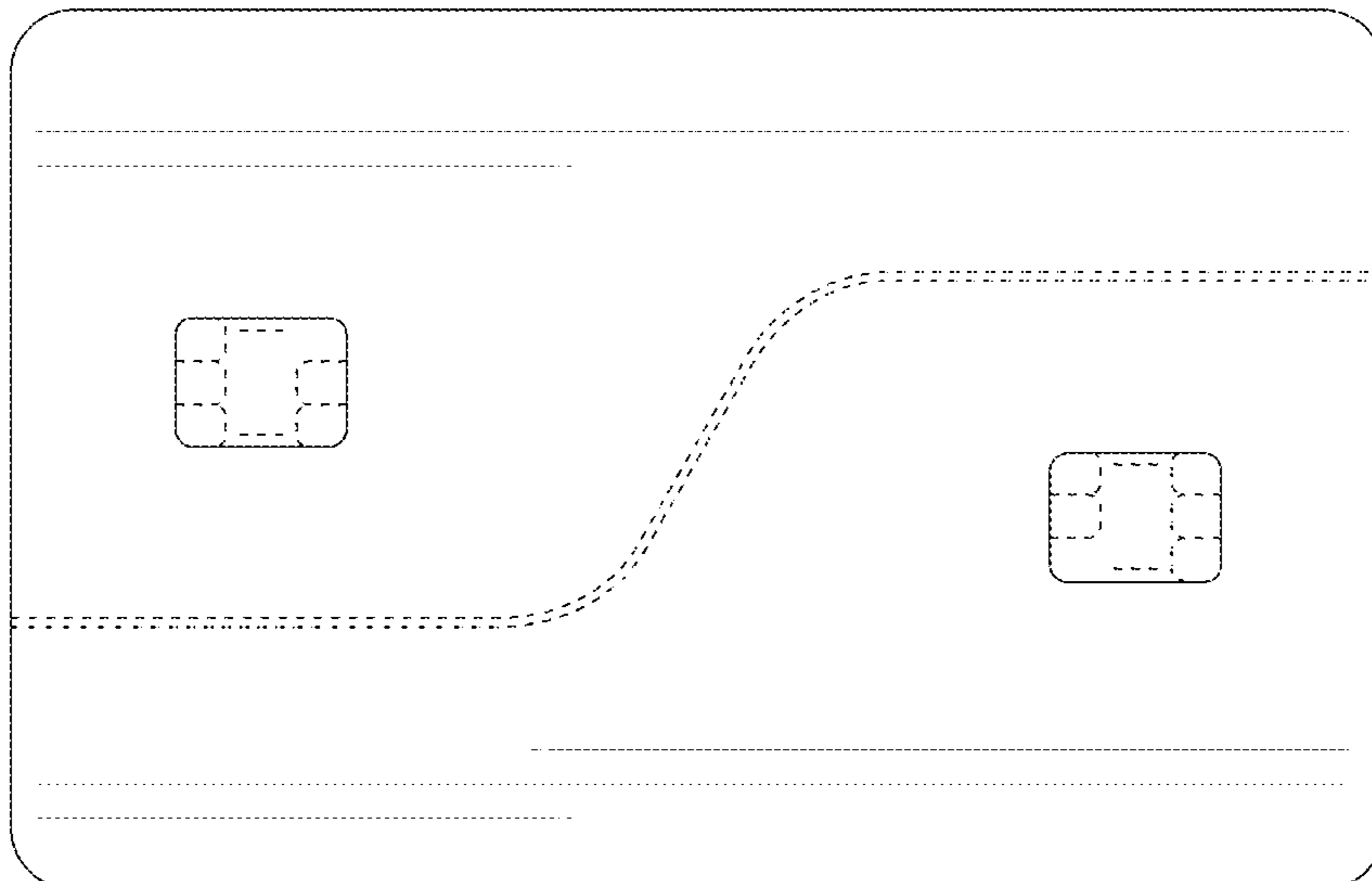
(57) **CLAIM**

The ornamental design for a card, as shown and described.

DESCRIPTION

FIG. 1 is a front elevation view of a first embodiment of the card, showing the new design;
FIG. 2 is a rear elevation view thereof;
FIG. 3 is a left side view thereof;
FIG. 4 is a right side view thereof;
FIG. 5 is a top plan of a view thereof;
FIG. 6 is a bottom plan of a view thereof;
FIG. 7 is a front elevation view of a second embodiment of the card, showing the new design;
FIG. 8 is a rear elevation view thereof;
FIG. 9 is a left side view thereof;
FIG. 10 is a right side view thereof;
FIG. 11 is a top plan of a view thereof;
FIG. 12 is a bottom plan of a view thereof;
FIG. 13 is a front elevation view of a third embodiment of the card, showing the new design;
FIG. 14 is a rear elevation view thereof;
FIG. 15 is a left side view thereof;
FIG. 16 is a right side view thereof;
FIG. 17 is a top plan of a view thereof; and,
FIG. 18 is a bottom plan of a view thereof.
The broken lines shown in the drawings illustrate portions of the card that form no part of the claimed design.

1 Claim, 12 Drawing Sheets



(58) **Field of Classification Search**

CPC 2033/20; B42D 2033/28; B42D 2033/30;
G06K 19/06196; G06K 19/042

See application file for complete search history.

(56) **References Cited**

U.S. PATENT DOCUMENTS

D877,242 S 3/2020 Arneja et al.
D895,005 S * 9/2020 Carroll, II D19/9

* cited by examiner

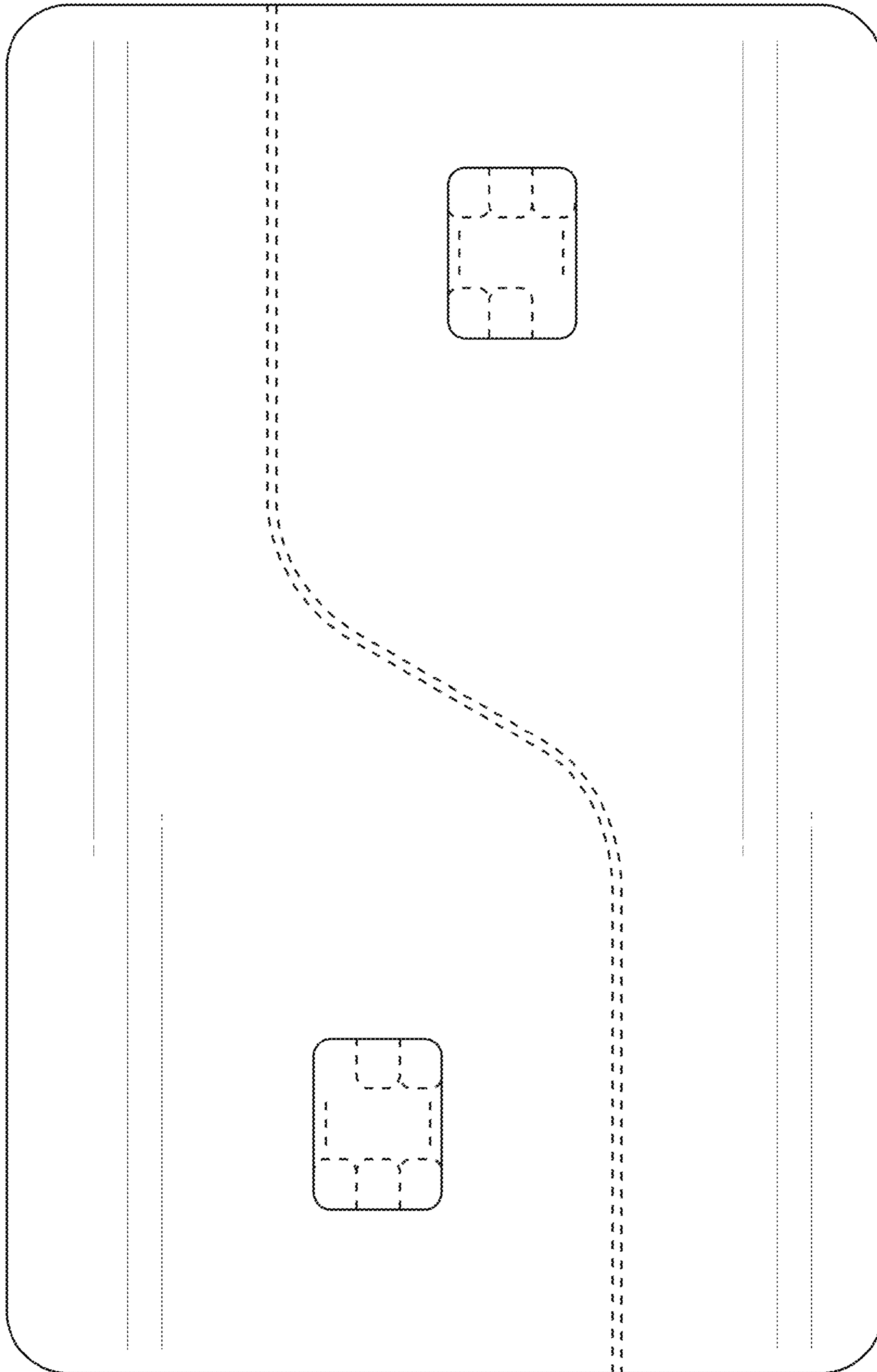


FIG. 1

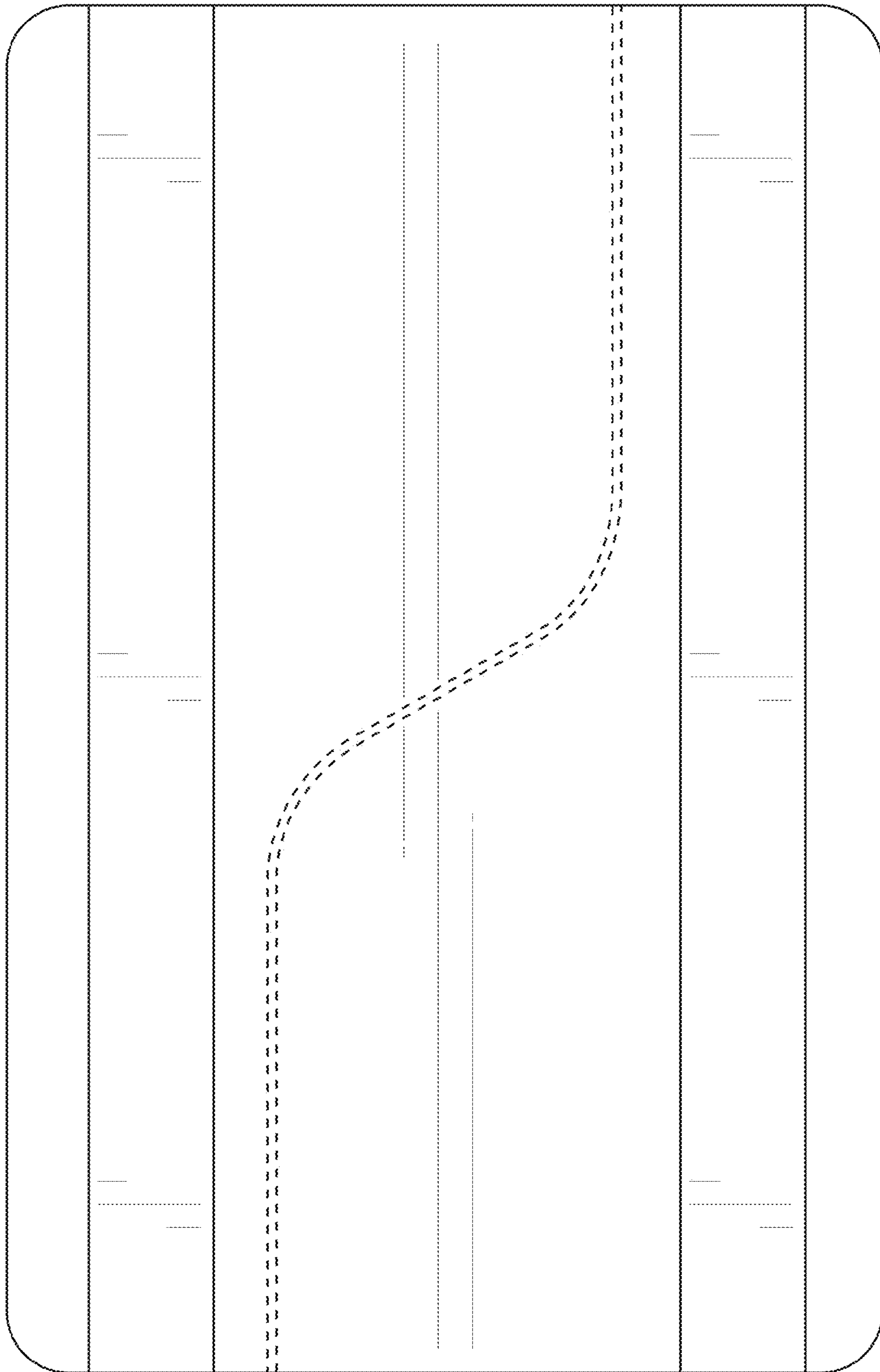


FIG. 2

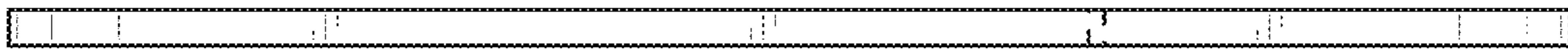


FIG. 3

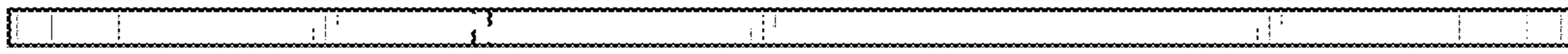


FIG. 4



FIG. 5



FIG. 6

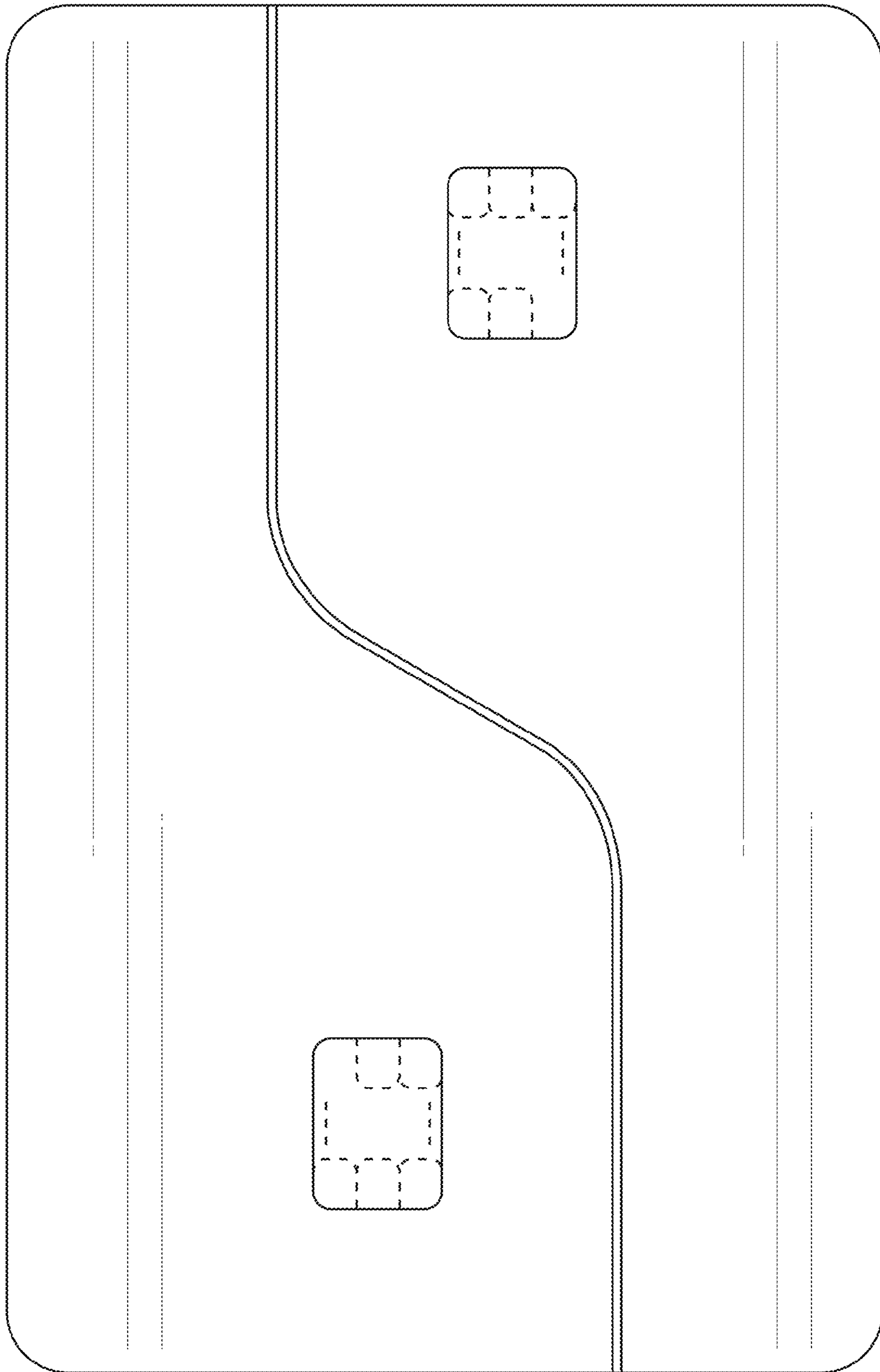


FIG. 7

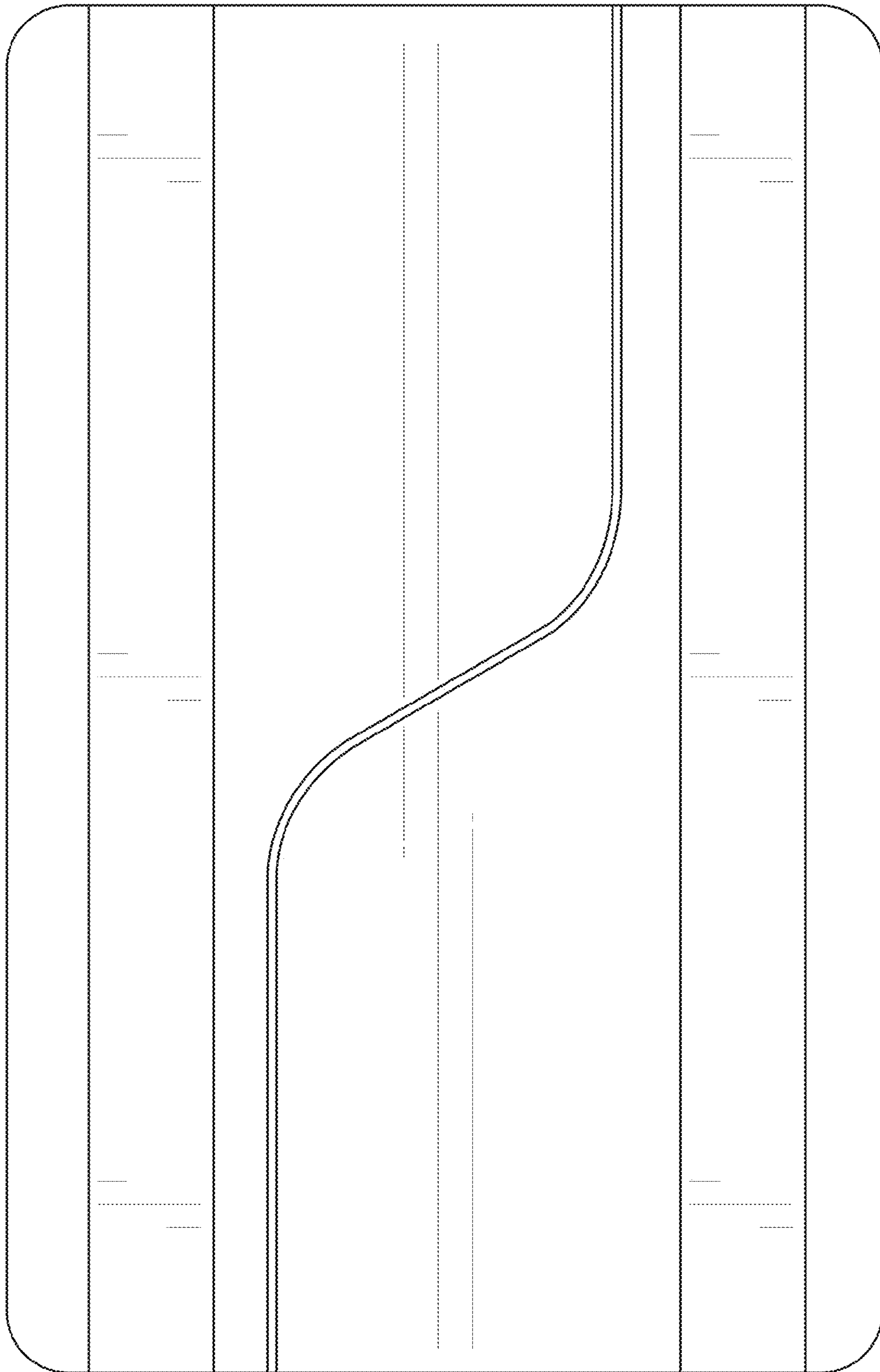


FIG. 8

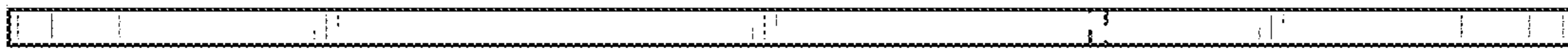


FIG. 10




FIG. 9



FIG. 11



FIG. 12

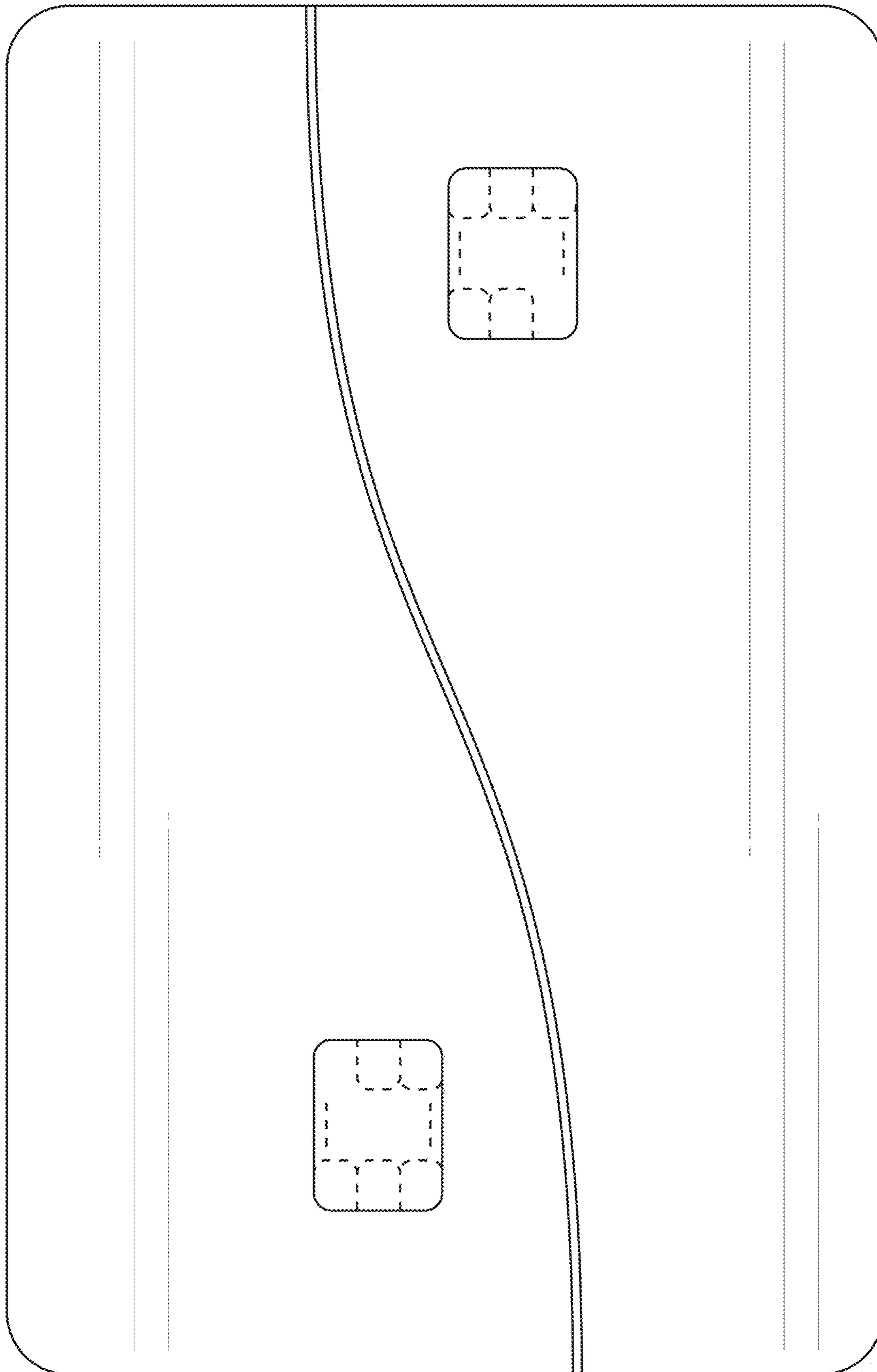


FIG. 13

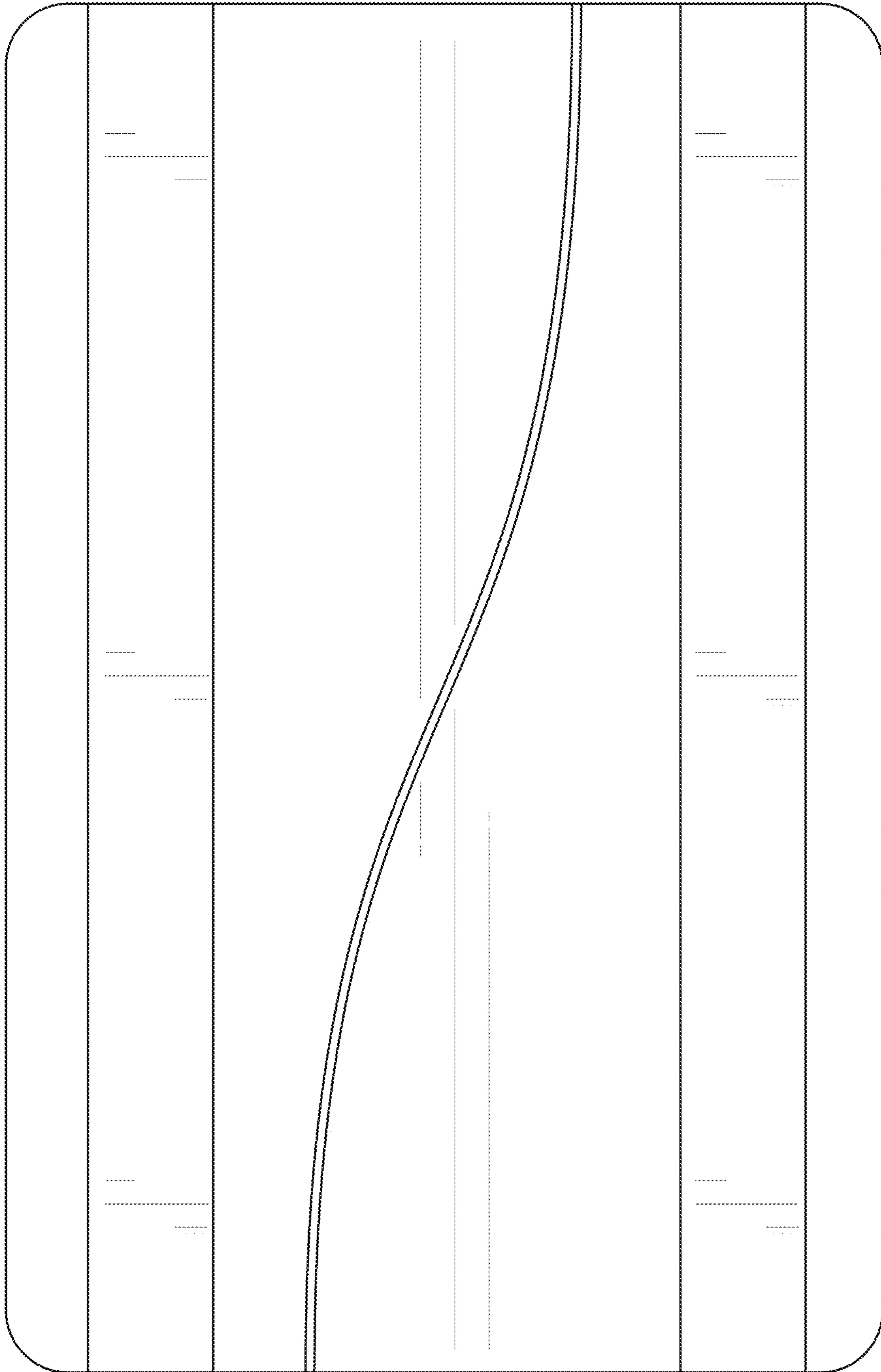


FIG. 14

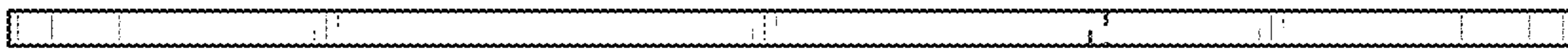


FIG. 15



FIG. 16



FIG. 17



FIG. 18