



US00D958194S

(12) **United States Design Patent** (10) **Patent No.:** **US D958,194 S**
Wilm (45) **Date of Patent:** **** Jul. 19, 2022**

(54) **ROCKER COVER FOR A VEHICLE**

(71) Applicant: **Bayerische Motoren Werke Aktiengesellschaft, Munich (DE)**

(72) Inventor: **Sebastian Wilm, Munich (DE)**

(73) Assignee: **Bayerische Motoren Werke Aktiengesellschaft, Munich (DE)**

(**) Term: **15 Years**

(21) Appl. No.: **29/760,353**

(22) Filed: **Dec. 1, 2020**

(30) **Foreign Application Priority Data**

Jun. 8, 2020 (EM) 007990668

(51) **LOC (13) Cl.** **15-01**

(52) **U.S. Cl.**
USPC **D15/5**

(58) **Field of Classification Search**
USPC D15/1, 2, 3, 4, 5, 6, 14, 28, 199;
D13/184; D12/114, 126, 127, 110
CPC F01L 1/182; F01L 1/024; F01L 1/022;
F02M 35/0201; F02M 35/10288; F02F
2007/0075; F02F 2007/0078; F02F
7/0065; F02F 7/00
See application file for complete search history.

(56) **References Cited**

U.S. PATENT DOCUMENTS

D368,682 S * 4/1996 Matthies D12/126
D378,204 S * 2/1997 Heinrich D12/110
D417,640 S * 12/1999 Netz D12/126
D426,792 S * 6/2000 Reed D12/126
6,382,169 B1 * 5/2002 Gausman F01P 7/08
123/41.12
D489,651 S * 5/2004 Young D12/126

D490,346 S * 5/2004 Young D12/126
D525,268 S * 7/2006 Stahel D15/5
D528,478 S * 9/2006 Busse D12/126
D604,204 S * 11/2009 Uchiyama D12/110
D605,982 S * 12/2009 Tanaka D12/110
D676,361 S * 2/2013 Louden D12/126
D722,538 S * 2/2015 Song D12/110
D839,921 S * 2/2019 Savage D15/3
2007/0000469 A1 * 1/2007 Liang F02F 7/008
123/195 C
2008/0083398 A1 * 4/2008 Reichardt F01M 13/0416
123/90.38
2015/0345451 A1 * 12/2015 Garrison F02B 61/02
29/888.011
2017/0074151 A1 * 3/2017 Bartolotta F01P 1/02

* cited by examiner

Primary Examiner — Ania Aman

(74) *Attorney, Agent, or Firm* — Crowell & Moring LLP

(57) **CLAIM**

The ornamental design for a rocker cover for a vehicle, as shown and described.

DESCRIPTION

This application contains subject matter related to the following co-pending U.S. design patent application: Application Ser. No. 29/760,351, filed herewith and entitled “rocker cover for a vehicle”.

FIG. 1 is a right, front perspective view of a rocker cover for a vehicle according to the design;
FIG. 2 is a left, bottom perspective view thereof;
FIG. 3 is a front view thereof;
FIG. 4 is a rear view thereof;
FIG. 5 is a right side view thereof;
FIG. 6 is a left side view thereof; and,
FIG. 7 is a top view thereof.

1 Claim, 7 Drawing Sheets






Fig. 1



Fig. 2



Fig. 3



Fig. 4




Fig. 5




Fig. 6




Fig. 7