



US00D958193S

(12) **United States Design Patent**
Wilm

(10) **Patent No.:** **US D958,193 S**

(45) **Date of Patent:** **** Jul. 19, 2022**

(54) **BELT OR CHAIN COVER FOR A VEHICLE**

(71) Applicant: **Bayerische Motoren Werke
Aktiengesellschaft, Munich (DE)**

(72) Inventor: **Sebastian Wilm, Munich (DE)**

(73) Assignee: **Bayerische Motoren Werke
Aktiengesellschaft, Munich (DE)**

(**) Term: **15 Years**

(21) Appl. No.: **29/760,352**

(22) Filed: **Dec. 1, 2020**

(30) **Foreign Application Priority Data**

Jun. 8, 2020 (EM) 007990668

(51) **LOC (13) Cl.** **15-01**

(52) **U.S. Cl.**
USPC **D15/5**

(58) **Field of Classification Search**
USPC D15/1, 2, 3, 4, 5, 6, 14, 28, 199;
D13/184; D12/114, 126, 127, 110
CPC F01L 1/182; F01L 1/024; F01L 1/022;
F02M 35/0201; F02M 35/10288; F02F
2007/0075; F02F 2007/0078; F02F
7/0065; F02F 7/00
See application file for complete search history.

(56) **References Cited**

U.S. PATENT DOCUMENTS

D422,537 S * 4/2000 Pink D12/126
D502,432 S * 3/2005 Yamaguchi D12/126

D522,925 S * 6/2006 Nishino D12/110
D525,268 S * 7/2006 Stahel D15/5
D549,621 S * 8/2007 Madden D12/126
D600,599 S * 9/2009 Watanabe D12/126
D604,204 S * 11/2009 Uchiyama D12/110
D605,982 S * 12/2009 Tanaka D12/110
D722,538 S * 2/2015 Song D12/110
D732,436 S * 6/2015 Christoph D12/110
D788,177 S * 5/2017 Choi D15/5
D839,921 S * 2/2019 Savage D15/3
D920,849 S * 6/2021 Shedjale D12/110
2015/0000617 A1 * 1/2015 Hwang F01L 1/024
123/41.31

* cited by examiner

Primary Examiner — Ania Aman

(74) *Attorney, Agent, or Firm* — Crowell & Moring LLP

(57) **CLAIM**

The ornamental design for a belt or chain cover for a vehicle, as shown and described.

DESCRIPTION

This application contains subject matter related to the following co-pending U.S. design patent application:

Application Ser. No. 29/760,350, filed herewith and entitled “Belt or Chain Cover for a Vehicle”.

FIG. 1 is a right, front perspective view of a belt or chain cover for a vehicle according to the design;

FIG. 2 is a left, bottom perspective view thereof;

FIG. 3 is a front view thereof;


FIG. 4 is a rear view thereof;

FIG. 5 is a right side view thereof;

FIG. 6 is a left side view thereof; and,

FIG. 7 is a top view thereof.

1 Claim, 7 Drawing Sheets






Fig. 1




Fig. 2




Fig. 3




Fig. 4




Fig. 5




Fig. 6




Fig. 7