



US00D958185S

(12) **United States Design Patent**
Bahatyrevich

(10) **Patent No.:** **US D958,185 S**
(45) **Date of Patent:** **** Jul. 19, 2022**

(54) **DISPLAY SCREEN OR PORTION THEREOF HAVING AN ANIMATED GRAPHICAL USER INTERFACE FOR DYNAMICALLY REFORMATTING A PRESENTATION OF INFORMATION**

(71) Applicant: **SPLUNK Inc.**, San Francisco, CA (US)

(72) Inventor: **Uladzimir Bahatyrevich**, Fair Oaks, CA (US)

(73) Assignee: **SPLUNK Inc.**, San Francisco, CA (US)

(**) Term: **15 Years**

(21) Appl. No.: **29/826,206**

(22) Filed: **Feb. 10, 2022**

Related U.S. Application Data

(63) Continuation of application No. 29/755,295, filed on Oct. 19, 2020.

(51) **LOC (13) Cl.** **14-04**

(52) **U.S. Cl.**
USPC **D14/490**; D14/492

(58) **Field of Classification Search**
USPC 345/1.1, 1.2, 2.1-2.3, 3.1, 902;
D14/485-495
CPC B60K 37/00; G06F 8/20; G06F 3/048-04897; G06F 3/013; G06F 3/017; G06F 3/165; G06F 16/168; G06F 16/7335; G06F 2203/014; G06F 2206/1008; G06F 2209/545; G06F 30/12; G06F 40/106; G06T 13/80; G06T 15/00; G06T 15/02; G06Q 10/10; H04M 1/6075; H04M 3/567; H04M 1/2477; H04M 1/26; H04L 51/04; H04L 12/1813; H04N 7/16; H04N 1/00408

See application file for complete search history.

(56) **References Cited**

U.S. PATENT DOCUMENTS

D652,048 S * 1/2012 Joseph D14/485
D674,401 S * 1/2013 Trumble D14/486
D678,302 S * 3/2013 Trumble D14/486
D748,116 S * 1/2016 Akana D14/486

(Continued)

Primary Examiner — Cary M Robinson

(74) *Attorney, Agent, or Firm* — Kilpatrick Townsend & Stockton LLP

(57) **CLAIM**

The ornamental design for a display screen or portion thereof having an animated graphical user interface for dynamically reformatting a presentation of information, as shown and described.

DESCRIPTION

FIG. 1 is a front view of a display screen or portion thereof having an animated graphical user interface for dynamically reformatting a presentation of information showing my new design;

FIG. 2 is a front view of a second image thereof;

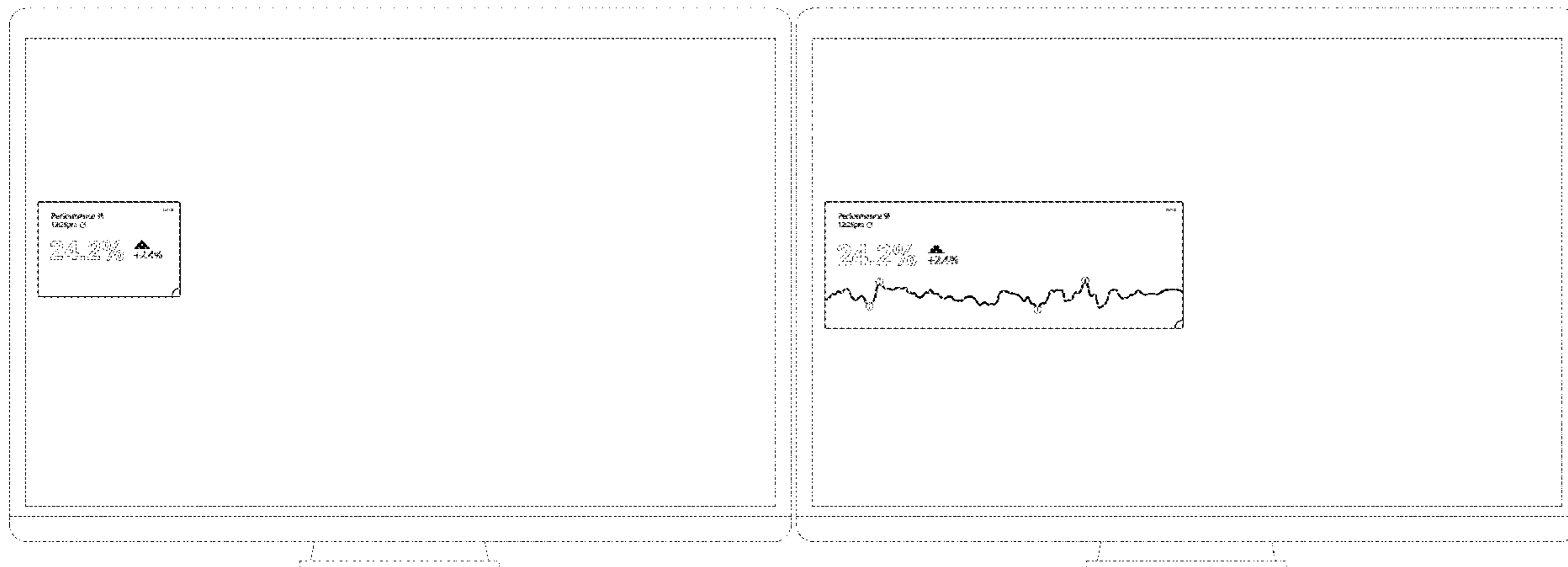
FIG. 3 is a front view of a third image thereof;

FIG. 4 is a front view of a fourth image thereof; and,

FIG. 5 is a front view of a fifth image thereof.

In a first embodiment of the claimed design, the appearance of the animated images transitions successively between the images shown in FIGS. 1-5. A second embodiment of the claimed design of FIGS. 1-5 is shown in reverse succession as FIGS. 5-1. The process or period in which one image transitions to another forms no part of the claimed design. The outermost broken lines illustrate an electronic device, the broken line at the periphery of the graphical user interface illustrates the display screen or portion thereof, and the remaining broken lines showing text, numbers, and graphical images illustrate portions of the graphical user interface. None of the broken lines form part of the claimed design.

1 Claim, 5 Drawing Sheets



(56)

References Cited

U.S. PATENT DOCUMENTS

D753,697	S *	4/2016	Dye	D14/486
D754,726	S *	4/2016	Kim	D14/488
D756,372	S *	5/2016	Bertnick	D14/485
D760,729	S *	7/2016	Cole	D14/485
D762,227	S *	7/2016	Loosli	D14/485
D762,692	S *	8/2016	Butcher	D14/486
D763,284	S *	8/2016	Edman	D14/486
D763,914	S *	8/2016	Butcher	D14/490
D789,398	S *	6/2017	Akana	D14/486
D789,968	S *	6/2017	Mensingher	D14/486
D829,236	S *	9/2018	Chauhan	D14/486
D872,115	S *	1/2020	Azzi	D14/486
11,023,585	B1 *	6/2021	Light	G06F 21/577
D926,199	S *	7/2021	Lalancette	D14/485
D928,198	S *	8/2021	Blasco Momparler	D14/488
2012/0233090	A1 *	9/2012	Tavares	G06Q 40/06
				705/36 R
2014/0245171	A1 *	8/2014	Jaycobs	G06F 3/0488
				715/746
2016/0124609	A1 *	5/2016	Covington	G06F 3/0481
				345/651

* cited by examiner



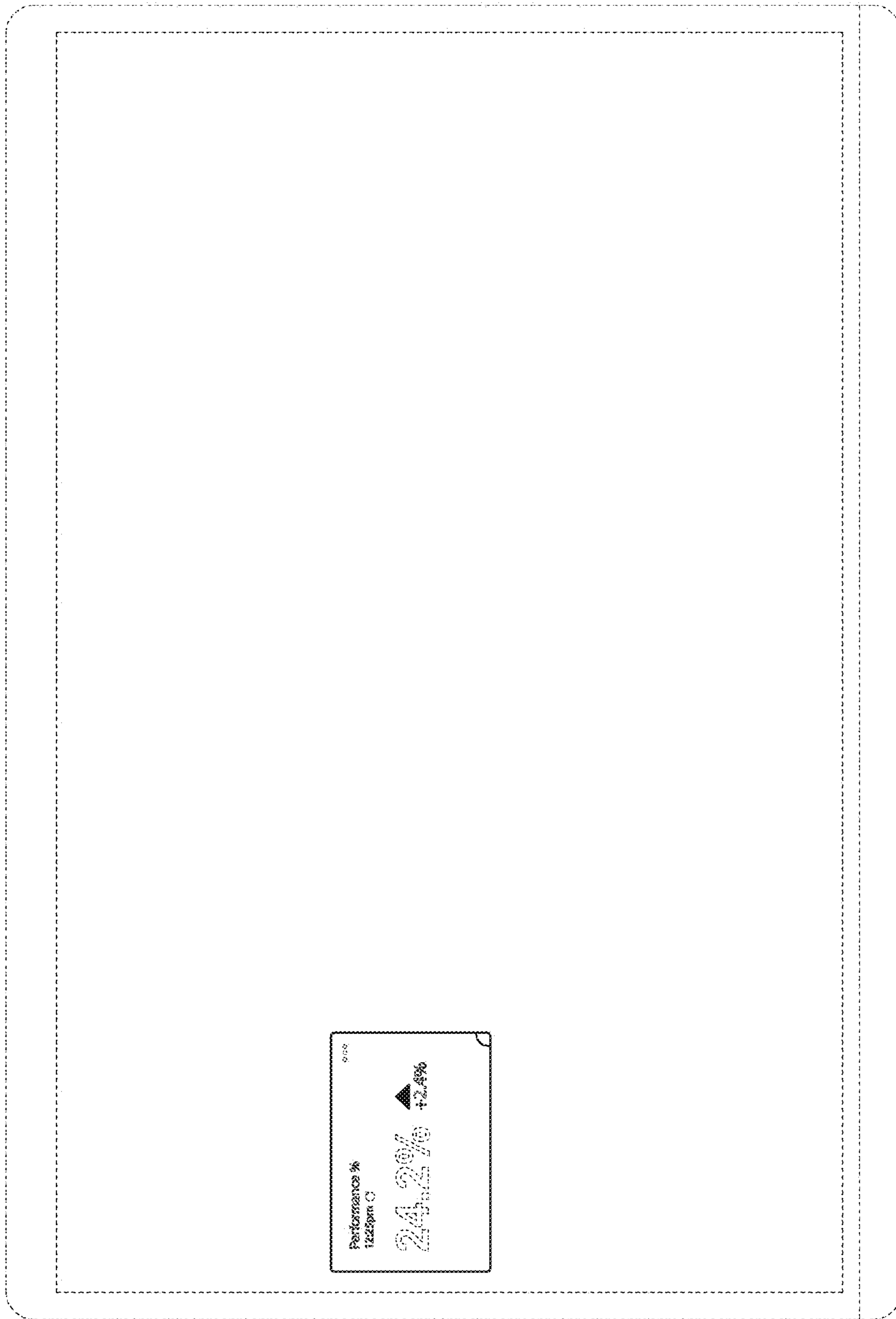


FIG. 1


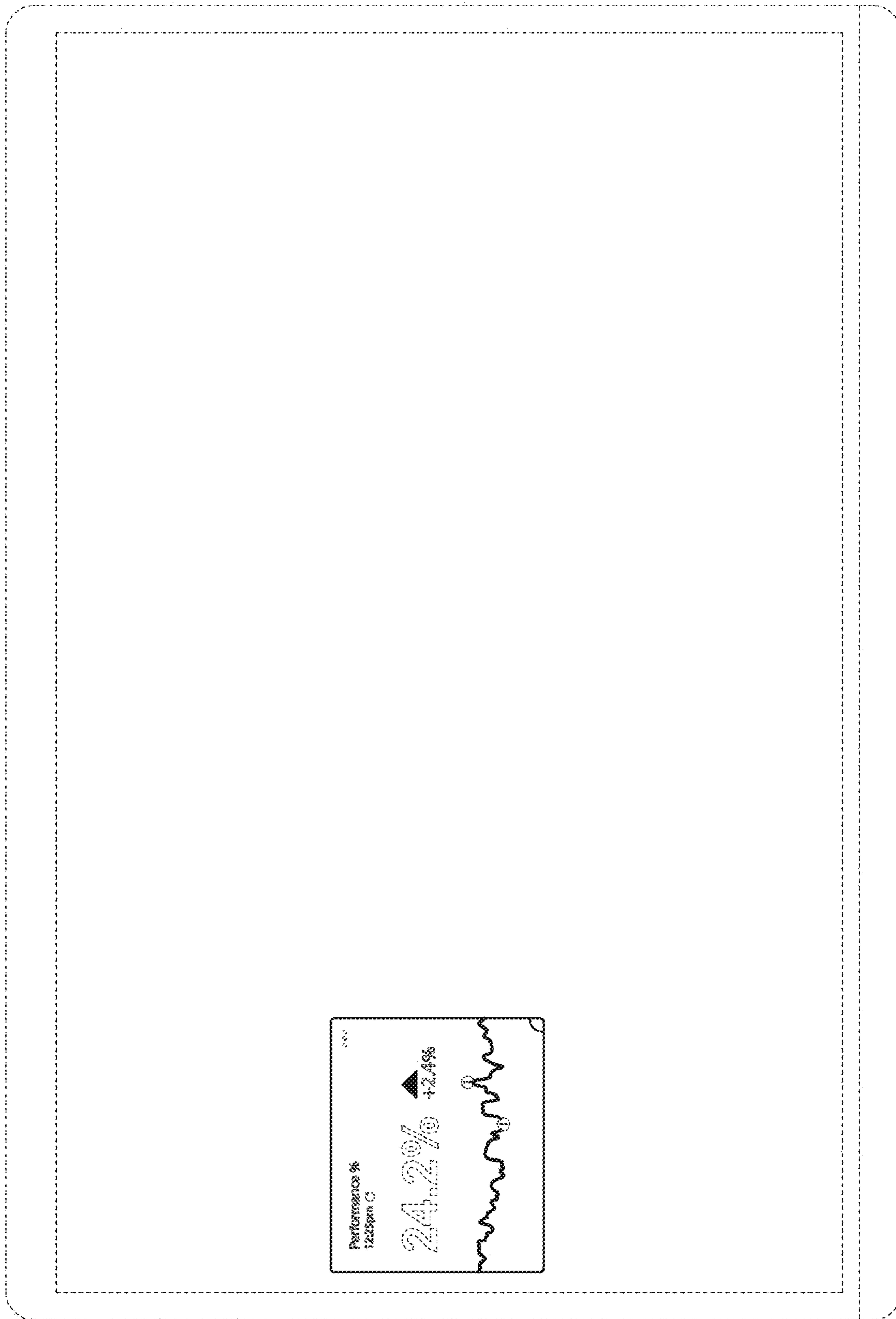


FIG. 2


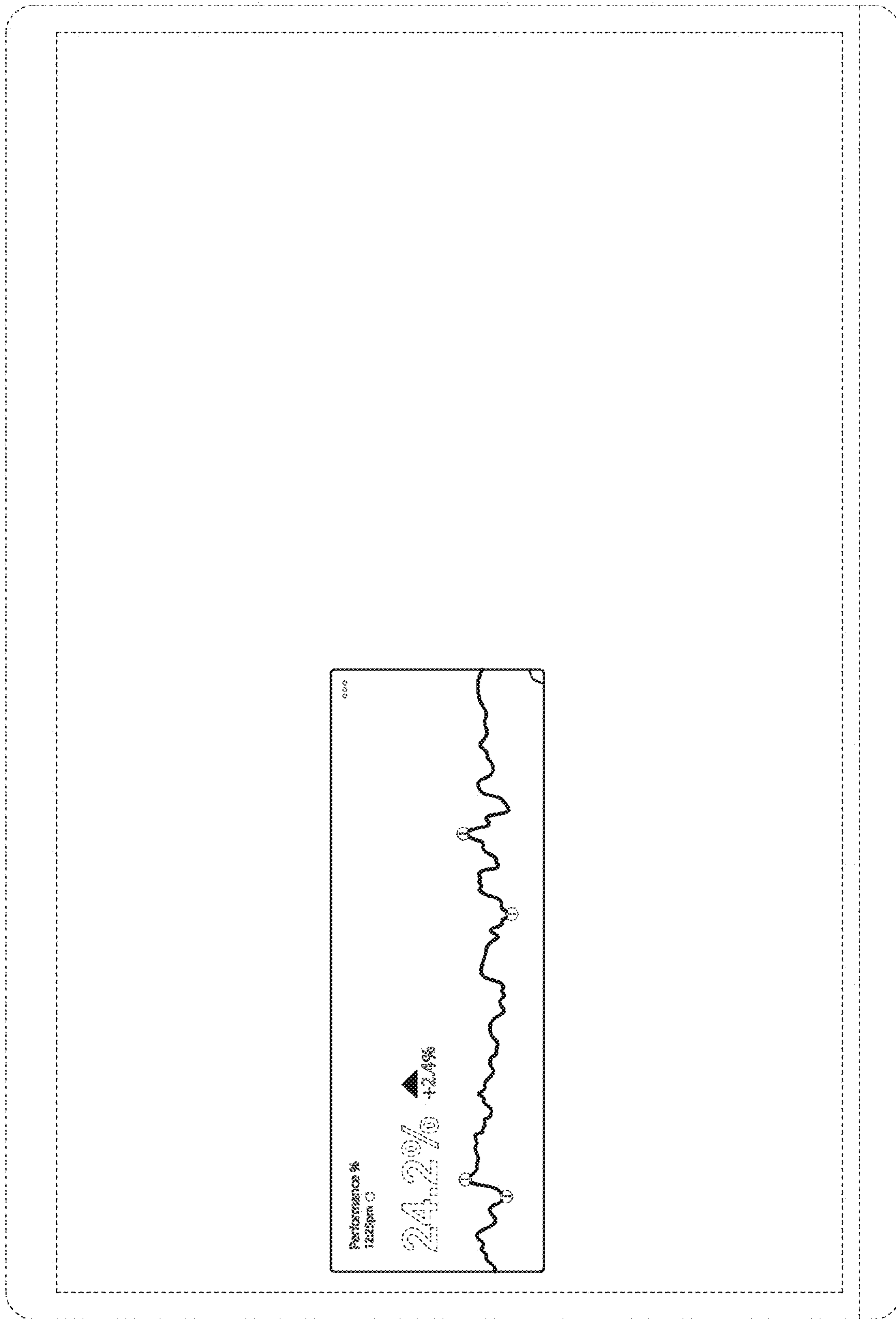


FIG. 3

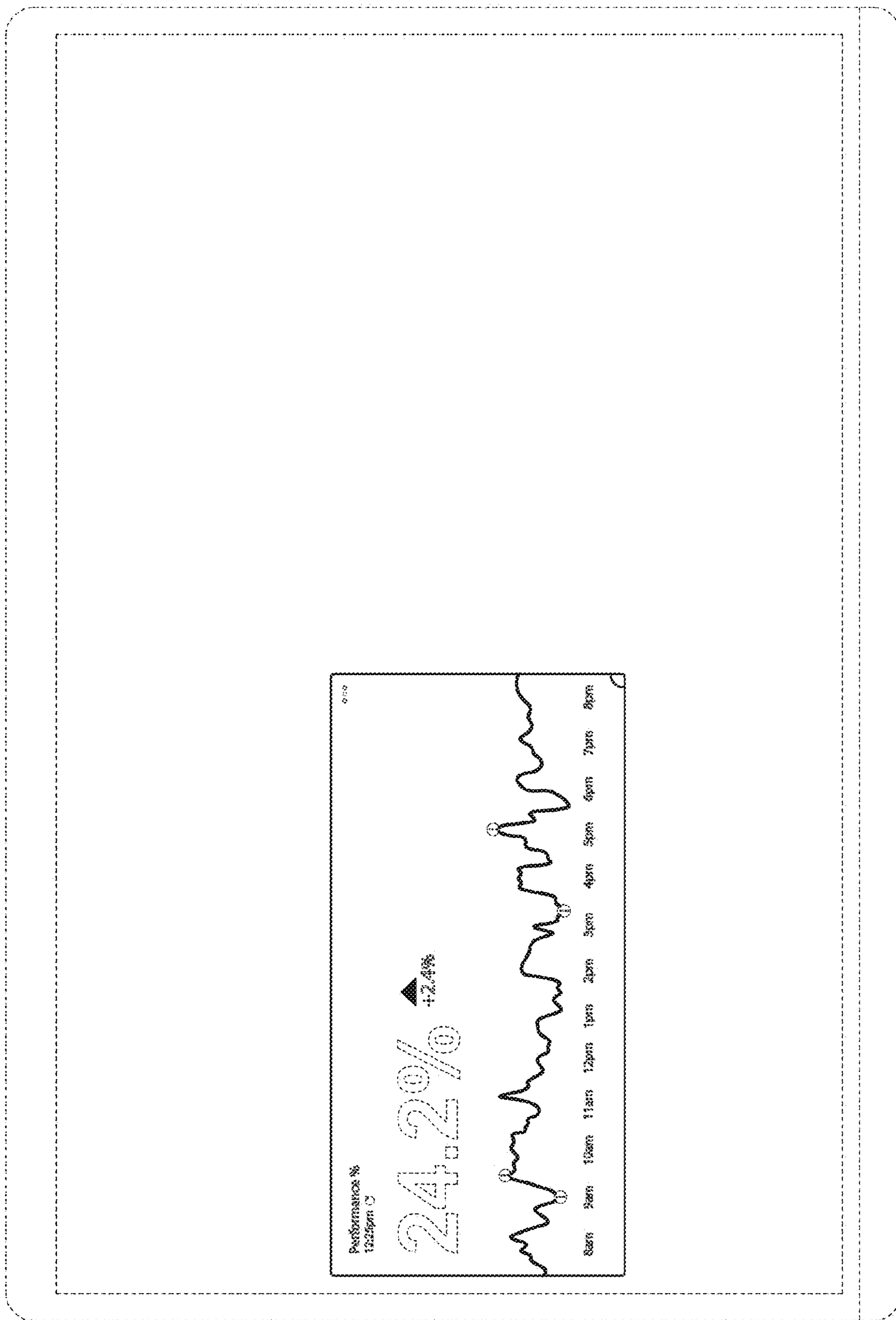


FIG. 4

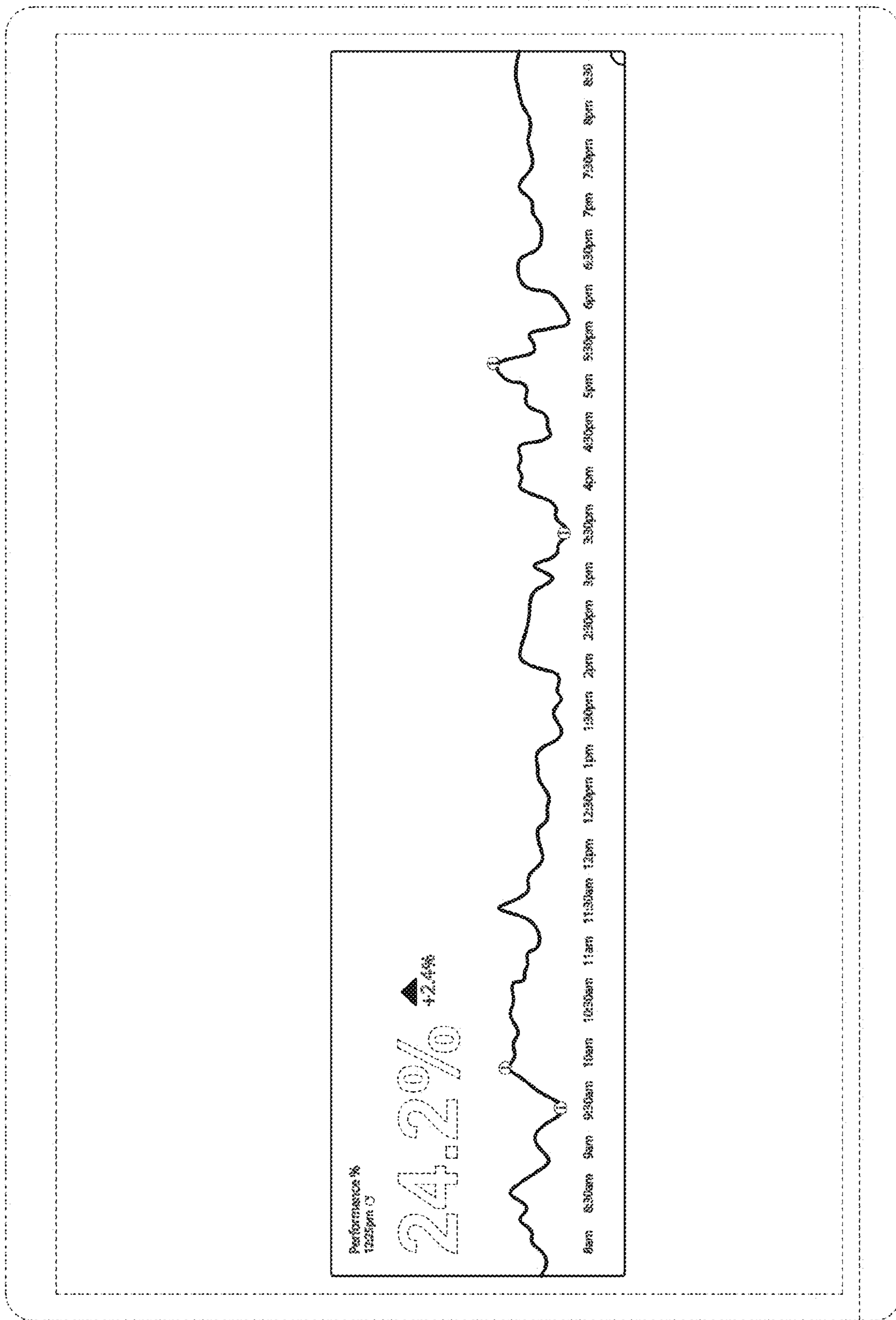


FIG. 5