



US00D958175S

(12) **United States Design Patent**
Chen et al.

(10) **Patent No.:** **US D958,175 S**

(45) **Date of Patent:** **** Jul. 19, 2022**

(54) **ELECTRONIC DEVICE WITH GRAPHICAL USER INTERFACE**

(71) Applicant: **Apple Inc.**, Cupertino, CA (US)

(72) Inventors: **Kevin Will Chen**, Cupertino, CA (US);
Alan C. Dye, San Francisco, CA (US);
Aurelio Guzmán, San Jose, CA (US);
Bon Min, Seoul (KR); **Christopher I. Wilson**, San Francisco, CA (US)

(73) Assignee: **Apple Inc.**, Cupertino, CA (US)

(**) Term: **15 Years**

(21) Appl. No.: **29/817,113**

(22) Filed: **Nov. 29, 2021**

Related U.S. Application Data

(63) Continuation of application No. 29/692,897, filed on May 29, 2019, now Pat. No. Des. 937,293.

(51) **LOC (13) Cl.** **14-04**

(52) **U.S. Cl.**
USPC **D14/486**

(58) **Field of Classification Search**
USPC D14/485-495; D10/39
CPC G06F 3/048-04897
See application file for complete search history.

(56) **References Cited**

U.S. PATENT DOCUMENTS

- D131,628 S * 3/1942 Heinmuller D10/126
- D164,594 S 9/1951 Otto
- D327,654 S * 7/1992 Gueit D10/128
- 5,220,541 A * 6/1993 Vuilleumier G04F 7/0885
368/110
- 5,282,179 A * 1/1994 Vuilleumier G04F 7/0885
368/37
- 6,570,823 B1 * 5/2003 Gilomen G04F 8/00
368/110

- 7,027,360 B2 * 4/2006 Kitahara G04C 17/0066
368/32
- D532,017 S * 11/2006 Gusmorino D14/492
- D557,278 S * 12/2007 Harvey D14/494
- D559,124 S * 1/2008 Modolo D10/32
- D606,889 S * 12/2009 Nusbbaumer D10/39
- D640,574 S * 6/2011 Giannini D10/32
- D703,228 S * 4/2014 Abratowski D14/489
- D744,529 S * 12/2015 Guzmán D14/491
- D756,243 S * 5/2016 Giannini D10/125
- D757,079 S * 5/2016 Chaudhri D14/486

(Continued)

OTHER PUBLICATIONS

“Change your Apple Watch face,” Apple Support [online], captured by Internet Archive’s Wayback Machine on Nov. 16, 2018, URL: <<https://web.archive.org/web/20181116132533/https://support.apple.com/en-us/HT205536>>.

Primary Examiner — Andrew T Nemeth

(74) *Attorney, Agent, or Firm* — Sterne, Kessler, Goldstein & Fox P.L.L.C.

(57) **CLAIM**

The ornamental design for an electronic device with graphical user interface, as shown and described.


DESCRIPTION

FIG. 1 is a front view of a display screen or portion thereof with graphical user interface showing the claimed design; and,

FIG. 2 is a front view of an electronic device having a display screen with graphical user interface, showing a second embodiment of the claimed design.

The outer broken lines in the figures show a display screen or portion thereof, or an electronic device having a display screen, and form no part of the claimed design. The other broken lines in the figures show portions of the graphical user interface that form no part of the claimed design.

1 Claim, 2 Drawing Sheets



(56)

References Cited

U.S. PATENT DOCUMENTS

D757,080 S * 5/2016 Hou D14/486
D757,084 S 5/2016 Chaudhri et al.
D765,114 S * 8/2016 Chaudhri D14/486
D765,693 S * 9/2016 Chaudhri D14/486
D766,950 S * 9/2016 Dye D14/486
D774,538 S * 12/2016 Dye D14/486
D797,135 S * 9/2017 Chaudhri D14/486
D797,783 S * 9/2017 Broughton D14/488
D801,368 S * 10/2017 Broughton D14/486
D801,369 S * 10/2017 Chaudhri D14/486
D801,389 S * 10/2017 Jung D14/492
D802,020 S * 11/2017 Kim D14/492
D809,543 S * 2/2018 Broughton D14/486
D810,110 S * 2/2018 Dye D14/486
D813,891 S * 3/2018 Chaudhri D14/486
D813,892 S * 3/2018 Chaudhri D14/486
D819,684 S 6/2018 Dart
D859,431 S * 9/2019 Chaudhri D14/485
D862,503 S * 10/2019 Dye D14/486
D908,715 S * 1/2021 Chaudhri D14/485
D937,293 S * 11/2021 Chen D14/486
D945,443 S * 3/2022 Gu D14/485
D945,444 S * 3/2022 Gu D14/485
D946,015 S * 3/2022 Xie D10/32
2019/0369861 A1 * 12/2019 Ive G06F 21/83

* cited by examiner




FIG. 1

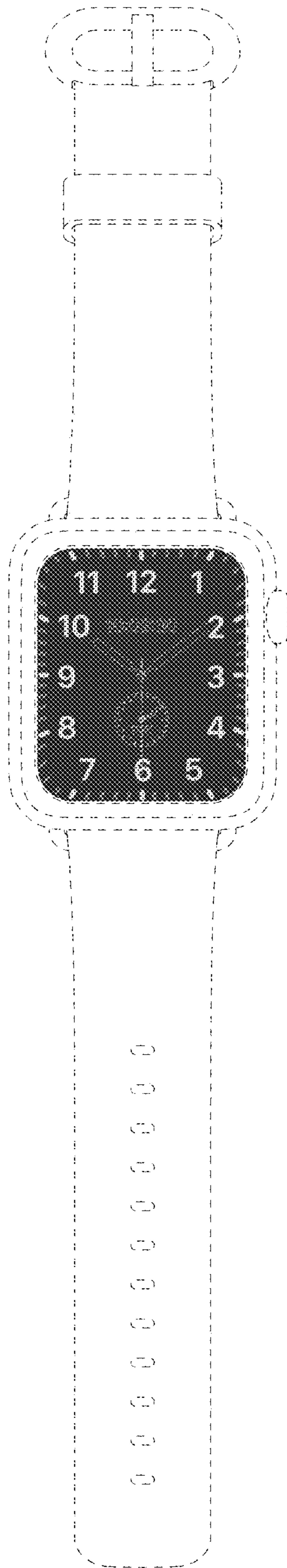


FIG. 2